



Complete Catalogue

Issue 2014



THINK CONNECTED.



Service hotline: (7.30 a.m.-5.00 p.m.)
+49 (0)2373 89-1500

Telefax for enquiries:
0 23 73 / 89-77 77

Telefax for orders:
0 23 73 / 89-77 55

E-mail:
info@obo.de

Internet: www.obo-bettermann.com



Connection and fastening systems



Lightning and surge protection systems



Cable support systems



Fire protection systems



Cable routing systems



Device systems



Underfloor systems



Directories

Junction boxes, concealed and hollow wall boxes, terminals, cable glands, cable and pipe attachments, tubes, beam clamps, rails, clamp clips, screws, nails, anchors



see page 21

Surge protection systems, protection and isolating spark gaps, equipotential bonding systems, earthing systems, interceptor and systems, insulated lightning protection



see page 121

Assembly systems, cable trays, cable trays, mesh cable trays, cable ladders, wide span trays and ladders, vertical ladders, luminaire supports, building-block systems, stainless steel systems



see page 207

Insulation, escape route installations, fire protection ducts, cable bandages, function maintenance systems



see page 333

WDK cable routing trunking systems, data centre systems, skirting trunking systems, wiring trunking systems, Rapid 45 device installation trunking, Rapid 80 device installation trunking, service poles



see page 399

Sockets, switching and connection devices, data equipment, multimedia, underfloor and surface-mounted, Deskboxes, supply units, power distributors



see page 517

Concealed systems, flushfloor systems, system for low screed heights, on-floor systems, device inserts and cassettes, complete solutions and floor outlets, systems for raised and cavity floors





see page 565

Concealed systems, flushfloor systems, system for low screed heights, on-floor systems, device inserts and cassettes, complete solutions and floor outlets, systems for raised and cavity floors

see page 641

Endless possibilities.
With more than 30,000 products.





10_OBO_Gesamtkatalog_2014 / en / 06/05/2014 (LLExpert_01702) / 06/05/2014

More than 30,000 products open up endless possibilities for electrical building infrastructure. Discover the perfect range for every area of use – now gathered together in just one complete catalogue.

Would you like more information and help with your detailed planning work? Our classic product catalogues, containing detailed foundational knowledge about each product area, remain available for that purpose.





Endless possibilities.
The basis is unique product quality. We develop and produce our products ourselves.

Think connected. The OBO philosophy regulates collaboration between the different areas of the company. Three examples:



Research and development

Innovation is part of OBO's corporate culture. Between five and ten per cent of the Group's turnover is invested in development, and we bring out 60 to 70 new products in a two-year cycle. Engineers at OBO work continuously to evolve the function, durability and installation speed of our products.



Manufacture

Modern production facilities and constant process optimisation ensure that our products remain at a high standard. OBO manufactures at six locations, and focuses on the production of metal, plastics and electronics. This we do in an ecologically sustainable way, compliant with our COC, or Code of Conduct.



Quality management

Our quality management is interwoven with all the processes in our company. That is how we are able to guarantee consistently high quality at OBO. In our own BET Test Centre we conduct numerous tests ourselves, including the testing of lightning protection components, electrical testing and the testing of cable support systems.

Endless possibilities.
With products that offer genuine
added value.

OBO products help people to work efficiently on building sites all over the world. This has been part of our name ever since we invented the principle of '*Ohne BOhren*' – no drilling.





Products

OBO products offer clear added value in the way they are made and the way they can be used. They are quick to install and functional, and they offer design, quality and reliability, durability and safety.



Endless possibilities.
With intelligently networked systems and solutions.

We combine products to make systems. We network systems to make solutions. All of these are tailored to the needs of our customers.



Systems

OBO products are always part of a larger system, which offers customers many advantages in the practical world. Intelligently combining elements from within a product area ensures that an application is of a quality that suits its use and is uniform.

Solutions

OBO networks systems to make solutions. These indicate the conjunction of the entire OBO product and system world in relation to the place of application. In a complex interrelationship, all of the elements in a solution portfolio ensure that technical infrastructure functions reliably.

Endless possibilities. With continuous support through OBO Support Plus.

OBO product quality and
comprehensive tools.

A Plus which only one brand-name company can offer.



Training

OBO conveys knowledge – from the foundations all the way to specific applications. To do this we offer:

- Seminars and workshops
- Advice and training on location
- Planner days



Service

OBO helps – in every place and every phase of a project:

- Expert hotline
- Product and system information, digital or printed
- Selection and planning tools on the Internet, as an app, as a CAS application, and in print
- 2-D and 3-D product data for planning
- Sales representatives and branch offices in 60 countries
- Engineering services for large-scale projects





OBO Support Plus. More service for you.

From smooth logistics all the way to practical information, we assist you at every level, and we offer you the security of certified product conformity with the most important standards and regulations.



Handling

OBO delivers reliably, with optimised supply processes:

- Dependable logistics
- Practical transport systems and packaging
- Transport materials handling and disposal concepts



Certification and guarantee

OBO provides security. Our products fulfil the most important national regulations:

- Conformity (e.g. IEC, VDE, CE, KEMA, KEUR, UL)
- Certification (e.g. DIN EN, DGNB)
- Five-year guarantee on surge protection products
- Warranty management



Market presence and information OBO assists its partners and safeguards brand success in the market:

- Practically oriented catalogues, brochures, selection tools and campaigns
- Digital and analogue planning and selection tools
- Information on social networks
- Electronic data exchange with retail partners
- Presence at trade fairs and customer events
- Presence in the press

Discover the complete OBO information range using QR codes and social media.

Just scan – and you're off to the digital world of OBO. Our new complete catalogue is perfectly interlinked with our online range. On many pages, QR codes lead directly to further information and planning tools.

Are you looking for special sizes and dimensions? Do you want to see how a particular system is assembled and fitted? Or would you like to know which approvals a component has? The QR codes in this catalogue connect the OBO world of print to all the digital infor-

mation about our products, systems and solutions. This ranges from our online catalogue, to product videos, to news and activities in social networks such as Facebook.



OBO videos

View product information videos, and see installation work actually being done – this QR code takes you directly to the OBO video channel.



OBO online catalogue

On each of the tabbed pages you will find a QR code linking to the landing page of our online catalogue. From there, you can navigate digitally through all of OBO's many products.



OBO solutions

OBO combines systems to create practical solutions. Using QR codes, you can quickly discover all of the information you need about your particular area, and you can find products, systems and planning tools to suit it.



OBO Support Plus

At OBO, brand quality means helping customers all the way through their projects. Use this QR code to find out all about OBO Support Plus.







Connection and fastening systems



Connection and fastening systems



You will find further information on the Internet at www.obo.de or by QR code



Junction box systems

Concealed and cavity wall systems

Terminal systems

Cable gland systems, plastic

Cable gland systems, brass

Cable/pipe fastening systems, plastic

Cable/pipe fastening systems, metal

Cable/pipe fastening systems, special

Pipe systems

Support clamp systems

Rail systems

BBS clamp clip systems

Screw-in and knock-in systems



see page 23



see page 37



see page 41



see page 49



see page 55



see page 61



see page 67



see page 73



see page 77



see page 83



see page 89



see page 103




see page 111



Junction box systems


Thermoplastic cable junction box, A series

Junction box A 6




Type	Protection rating	Nom. voltage	Accessories	Pack.	Item No.
A 6	IP55	400	Without terminal strip	10	2000 00 1

Junction box A 6




Type	Protection rating	Nom. voltage	Accessories	Pack.	Item No.
A 6 HF RW	IP55	400	Without terminal strip	10	2000 00 5

Junction box A 6




Type	Protection rating	Nom. voltage	Accessories	Pack.	Item No.
A 6 HF RO	IP55	400	Without terminal strip	10	2000 00 3

Junction box A 8




Type	Protection rating	Nom. voltage	Accessories	Pack.	Item No.
A 8 5	IP55	400	1 terminal strip	10	2000 02 4
A 8	IP55	400	Without terminal strip	10	2000 01 6

Junction box A 8




Type	Protection rating	Nom. voltage	Accessories	Pack.	Item No.
A 8 HF RW	IP 54	660	Without terminal strip	10	2000 07 5

Junction box A 8




Type	Protection rating	Nom. voltage	Accessories	Pack.	Item No.
A 8 HF RO	IP 54	660	Without terminal strip	10	2000 05 9

Junction box A 11




Type	Protection rating	Nom. voltage	Accessories	Pack.	Item No.
A 11 5	IP55	400	1 terminal strip	10	2000 32 6
A 11	IP55	400	Without terminal strip	10	2000 34 2

Junction box A 11




Type	Protection rating	Nom. voltage	Accessories	Pack.	Item No.
A 11 HF RW	IP 54	660	Without terminal strip	10	2000 18 0

Junction box A 11




Type	Protection rating	Nom. voltage	Accessories	Pack.	Item No.
A 11 HF RO	IP 54	660	Without terminal strip	10	2000 16 4

Junction box A 14




Type	Protection rating	Nom. voltage	Accessories	Pack.	Item No.
A 14 5	IP55	400	1 terminal strip	10	2000 38 2
A 14	IP55	400	Without terminal strip	10	2000 37 8

Junction box A 14




Type	Protection rating	Nom. voltage	Accessories	Pack.	Item No.
A 14 HF RW	IP55	400	Without terminal strip	10	2000 39 0

Junction box A 14




Type	Protection rating	Nom. voltage	Accessories	Pack.	Item No.
A 14 HF RO	IP55	400	Without terminal strip	10	2000 38 6

Junction box A 18




Type	Protection rating	Nom. voltage	Accessories	Pack.	Item No.
A 18 5	IP55	400	1 terminal strip	10	2000 41 4
A 18	IP55	400	Without terminal strip	10	2000 41 0

Junction box A 18




Type	Protection rating	Nom. voltage	Accessories	Pack.	Item No.
A 18 HF RW	IP55	400	Without terminal strip	10	2000 42 2

Junction box A 18



Type	Protection rating	Nom. voltage	Accessories	Pack.	Item No.
A 18 HF RO	IP55	400	Without terminal strip	10	2000 41 8

Terminal strip, junction box, A series




Type	No. of screwless terminals	Nom. voltage	Pack.	Item No.
689	5	660	50	2017 34 2

Junction box systems


Thermoplastic cable junction boxes, T series with plug-in seal, light grey

Junction box T 25, plug-in seal




Type	Entries	Protection rating	Colour	Pack.	Item No.
T 25	4 x M25	IP65	Light grey	5 pcs	2007 02 9

Junction box T 40, plug-in seal




Type	Entries	Protection rating	Colour	Pack.	Item No.
T 40	7 x M25	IP55	Light grey	5 pcs	2007 04 5

Junction box T 60, plug-in seal




Type	Entries	Protection rating	Colour	Pack.	Item No.
T 60	7 x M25	IP66	Light grey	5 pcs	2007 06 1

Junction box T 100, plug-in seal




Type	Entries	Protection rating	Colour	Pack.	Item No.
T 100	10 x M25	IP66	Light grey	1 pcs	2007 07 7
T 100 M25-M32	8 x M25 2 x M32	IP66	Light grey	1 pcs	2007 08 1

Junction box T 160, plug-in seal




Type	Entries	Protection rating	Colour	Pack.	Item No.
T 160	7 x M25 5 x M32	IP66	Light grey	1 pcs	2007 09 3
T 160 M32	10 x M32	IP66	Light grey	1 pcs	2007 09 7

Junction box T 250, plug-in seal



Type	Entries	Protection rating	Colour	Pack.	Item No.
T 250	9 x M25 7 x M32	IP66	Light grey	1 pcs	2007 10 9


Junction box T 350, plug-in seal



Type	Entries	Protection rating	Colour	Pack.	Item No.
T 350	16 x M32 8 x M40	IP66	Light grey	1 pcs	2007 12 5


Thermoplastic cable junction boxes, T series with plug-in seal, light grey, flame-resistant 960 °C

Junction box T 25, plug-in seal




Type	Entries	Protection rating	Colour	Pack.	Item No.
T 25 F	4 x M25	IP65	Light grey	5 pcs	2007 31 2

Junction box T 40, plug-in seal




Type	Entries	Protection rating	Colour	Pack.	Item No.
T 40 F	7 x M25	IP55	Light grey	5 pcs	2007 32 0

Junction box T 60, plug-in seal




Type	Entries	Protection rating	Colour	Pack.	Item No.
T 60 F	7 x M25	IP66	Light grey	5 pcs	2007 33 9

Junction box T 100, plug-in seal




Type	Entries	Protection rating	Colour	Pack.	Item No.
T 100 F	10 x M25	IP66	Light grey	1 pcs	2007 34 7

Junction box T 160, plug-in seal




Type	Entries	Protection rating	Colour	Pack.	Item No.
T 160 F	7 x M25 5 x M32	IP66	Light grey	1 pcs	2007 35 5

Junction box T 250, plug-in seal



Type	Entries	Protection rating	Colour	Pack.	Item No.
T 250 F	9 x M25 7 x M32	IP66	Light grey	1 pcs	2007 36 3


Junction box T 350, plug-in seal



Type	Entries	Protection rating	Colour	Pack.	Item No.
T 350 F	16 x M32 8 x M40	IP66	Light grey	1 pcs	2007 37 1


Thermoplastic cable junction boxes, T series with plug-in seal and terminal strip, light grey

Cable junction box T 25, plug-in seal and terminal strip




Type	Entries	Protection rating	Colour	Pack.	Item No.
T 25 KL	4 x M25	IP65	Light grey	5 pcs	2007 43 0

Cable junction box T 40, plug-in seal and terminal strip




Type	Entries	Protection rating	Colour	Pack.	Item No.
T 40 KL	7 x M25	IP55	Light grey	5 pcs	2007 43 2

Cable junction box T 60, plug-in seal and terminal strip




Type	Entries	Protection rating	Colour	Pack.	Item No.
T 60 KL	7 x M25	IP66	Light grey	5 pcs	2007 43 4

Cable junction box T 100, plug-in seal and terminal strip




Type	Entries	Protection rating	Colour	Pack.	Item No.
T 100 KL	10 x M25	IP66	Light grey	1 pcs	2007 43 6

Cable junction box T 160, plug-in seal and terminal strip




Type	Entries	Protection rating	Colour	Pack.	Item No.
T 160 KL	7 x M25 5 x M32	IP66	Light grey	1 pcs	2007 44 0

Cable junction box T 250, plug-in seal and terminal strip



Type	Entries	Protection rating	Colour	Pack.	Item No.
T 250 KL	9 x M25 7 x M32	IP66	Light grey	1 pcs	2007 44 4


Cable junction box T 350, plug-in seal and terminal strip



Type	Entries	Protection rating	Colour	Pack.	Item No.
T 350 KL	16 x M32 8 x M40	IP66	Light grey	1 pcs	2007 44 8


Thermoplastic cable junction boxes, T series with plug-in seal, white

Junction box T 25, plug-in seal




Type	Entries	Protection rating	Colour	Pack.	Item No.
T 25 RW	4 x M25	IP65	Pure white	5 pcs	2007 50 9

Junction box T 40, plug-in seal




Type	Entries	Protection rating	Colour	Pack.	Item No.
T 40 RW	7 x M25	IP55	Pure white	5 pcs	2007 51 7

Junction box T 60, plug-in seal




Type	Entries	Protection rating	Colour	Pack.	Item No.
T 60 RW	7 x M25	IP66	Pure white	5 pcs	2007 52 5

Junction box T 100, plug-in seal




Type	Entries	Protection rating	Colour	Pack.	Item No.
T 100 RW	10 x M25	IP66	Pure white	1 pcs	2007 53 3

Junction box T 160, plug-in seal




Type	Entries	Protection rating	Colour	Pack.	Item No.
T 160 RW	7 x M25 5 x M32	IP66	Pure white	1 pcs	2007 54 1

Junction box T 250, plug-in seal



Type	Entries	Protection rating	Colour	Pack.	Item No.
T 250 RW	9 x M25 7 x M32	IP66	Pure white	1 pcs	2007 55 4


Junction box T 350, plug-in seal



Type	Entries	Protection rating	Colour	Pack.	Item No.
T 350 RW	16 x M32 8 x M40	IP66	Pure white	1 pcs	2007 56 8


Thermoplastic cable junction boxes, T series with plug-in seal, ivory

Junction box T 25, plug-in seal




Type	Entries	Protection rating	Colour	Pack.	Item No.
T 25 HEB	4 x M25	IP65	Light ivory	5 pcs	2007 58 1

Junction box T 40, plug-in seal



Type	Entries	Protection rating	Colour	Pack.	Item No.
T 40 HEB	7 x M25	IP55	Light ivory	5 pcs	2007 58 4

Junction box T 60, plug-in seal




Type	Entries	Protection rating	Colour	Pack.	Item No.
T 60 HEB	7 x M25	IP66	Light ivory	5 pcs	2007 58 7

Junction box systems


Thermoplastic cable junction boxes, T series with plug-in seal, ivory

Junction box T 100, plug-in seal




Type	Entries	Protection rating	Colour	Pack.	Item No.
T 100 HEB	10 x M25	IP66	Light ivory	1 pcs	2007 59 0

Junction box T 160, plug-in seal




Type	Entries	Protection rating	Colour	Pack.	Item No.
T 160 HEB	7 x M25 5 x M32	IP66	Light ivory	1 pcs	2007 59 3

Junction box T 250, plug-in seal



Type	Entries	Protection rating	Colour	Pack.	Item No.
T 250 HEB	9 x M25 7 x M32	IP66	Light ivory	1 pcs	2007 59 6


Junction box T 350, plug-in seal



Type	Entries	Protection rating	Colour	Pack.	Item No.
T 350 HEB	16 x M32 8 x M40	IP66	Light ivory	1 pcs	2007 59 9


Thermoplastic cable junction boxes, T series, enclosed, light grey

Junction box T 40, closed




Type	Entries	Protection rating	Colour	Pack.	Item No.
T 40 OE	None	IP55	Light grey	5 pcs	2007 22 3

Junction box T 60, closed




Type	Entries	Protection rating	Colour	Pack.	Item No.
T 60 OE	None	IP66	Light grey	5 pcs	2007 23 9

Junction box T 100, closed




Type	Entries	Protection rating	Colour	Pack.	Item No.
T 100 OE	None	IP66	Light grey	1 pcs	2007 25 5

Junction box T 160, closed




Type	Entries	Protection rating	Colour	Pack.	Item No.
T 160 OE	None	IP66	Light grey	1 pcs	2007 27 1

Junction box T 250, closed



Type	Entries	Protection rating	Colour	Pack.	Item No.
T 250 OE	None	IP66	Light grey	1 pcs	2007 28 7


Junction box T 350, closed



Type	Entries	Protection rating	Colour	Pack.	Item No.
T 350 OE	None	IP66	Light grey	1 pcs	2007 30 3


Junction box, T series, with elevated cover and entry openings, light grey

Cable junction box T 60 with elevated cover




Type	Entries	Colour	Pack.	Item No.
T 60 HD LGR	7xM25	Light grey	1 pcs	2007 71 0

Cable junction box T 100 with elevated cover




Type	Entries	Colour	Pack.	Item No.
T 100 HD LGR	10xM25	Light grey	1 pcs	2007 71 2

Cable junction box T 160 with elevated cover




Type	Entries	Colour	Pack.	Item No.
T 160 HD LGR	7xM25+5xM32	Light grey	1 pcs	2007 71 4

Cable junction box T 250 with elevated cover



Type	Entries	Colour	Pack.	Item No.
T 250 HD LGR	9xM25+7xM32	Light grey	1 pcs	2007 71 6


Cable junction box T 350 with elevated cover



Type	Entries	Colour	Pack.	Item No.
T 350 HD LGR	16xM32+8xM40	Light grey	1 pcs	2007 71 8


Junction box, T series, with elevated transparent cover and entry openings, light grey

Cable junction box T 60 with elevated transparent cover




Type	Entries	Colour	Pack.	Item No.
T 60 HD TR	7xM25	Light grey	1 pcs	2007 75 0

Cable junction box T 100 with elevated transparent cover




Type	Entries	Colour	Pack.	Item No.
T 100 HD TR	10xM25	Light grey	1 pcs	2007 75 2

Cable junction box T 160 with elevated transparent cover




Type	Entries	Colour	Pack.	Item No.
T 160 HD TR	7xM25+5xM32	Light grey	1 pcs	2007 75 4

Cable junction box T 250 with elevated transparent cover



Type	Entries	Colour	Pack.	Item No.
T 250 HD TR	9xM25+7xM32	Light grey	1 pcs	2007 75 6


Cable junction box T 350 with elevated transparent cover



Type	Entries	Colour	Pack.	Item No.
T 350 HD TR	16xM32+8xM40	Light grey	1 pcs	2007 75 8


Junction box, T series with elevated cover, closed, light grey

Cable junction box T 60 with elevated cover




Type	Entries	Colour	Pack.	Item No.
T 60 OE HD LGR	None	Light grey	1 pcs	2007 73 0

Cable junction box T 100 with elevated cover




Type	Entries	Colour	Pack.	Item No.
T 100 OE HD LGR	None	Light grey	1 pcs	2007 73 2

Cable junction box T 160 with elevated cover




Type	Entries	Colour	Pack.	Item No.
T 160 OE HD LGR	None	Light grey	1 pcs	2007 73 4

Cable junction box T 250 with elevated cover



Type	Entries	Colour	Pack.	Item No.
T 250 OE HD LGR	None	Light grey	1 pcs	2007 73 6


Cable junction box T 350 with elevated cover



Type	Entries	Colour	Pack.	Item No.
T 350 OE HD LGR	None	Light grey	1 pcs	2007 73 8


Junction box, T series with elevated transparent cover, closed, light grey

Cable junction box T 60 with elevated transparent cover




Type	Entries	Colour	Pack.	Item No.
T 60 OE HD TR	None	Light grey	1 pcs	2007 77 0

Cable junction box T 100 with elevated transparent cover



Type	Entries	Colour	Pack.	Item No.
T 100 OE HD TR	None	Light grey	1 pcs	2007 77 2

Cable junction box T 160 with elevated transparent cover




Type	Entries	Colour	Pack.	Item No.
T 160 OE HD TR	None	Light grey	1 pcs	2007 77 4

Junction box systems


Junction box, T series with elevated transparent cover, closed, light grey

Cable junction box T 250 with elevated transparent cover



Type	Entries	Colour	Pack.	Item No.
T 250 OE HD TR	None	Light grey	1 pcs	2007 77 6


Cable junction box T 350 with elevated transparent cover



Type	Entries	Colour	Pack.	Item No.
T 350 OE HD TR	None	Light grey	1 pcs	2007 77 8


Thermoplastic cable junction boxes, T series, with strain relief inlet, light grey

Cable junction box T 40 NL, strain relief inlet




Type	Entries	Protection rating	Colour	Pack.	Item No.
T 40 ZE IP30	7	IP30	Light grey	5 pcs	2007 80 1

Cable junction box T 60 NL, strain relief inlet



Type	Entries	Protection rating	Colour	Pack.	Item No.
T 60 ZE IP30	7	IP30	Light grey	5 pcs	2007 80 3


Cable junction box T 100 NL, strain relief inlet



Type	Entries	Protection rating	Colour	Pack.	Item No.
T 100 ZE IP30	10	IP30	Light grey	1 pcs	2007 80 5


Thermoplastic cable junction boxes, T series pre-embossed, light grey

Cable junction box T 40 pre-embossed




Type	Version	Entries	Protection rating	Pack.	Item No.
T 40 M20	Closed	7 x Ø20	IP67	5 pcs	2007 90 0

Cable junction box T 40 pre-embossed and with terminal block




Type	Version	Entries	Protection rating	Pack.	Item No.
T 40 M20 KL	With terminal strip	7 x Ø20	IP67	5 pcs	2007 90 4

Cable junction box T 60 pre-embossed




Type	Entries	Protection rating	Pack.	Item No.
T 60 M20	7 x Ø20	IP67	5 pcs	2007 91 0

Cable junction box T 60 pre-embossed and with terminal block



Type	Entries	Protection rating	Pack.	Item No.
T 60 M20 KL	7 x Ø20	IP67	5 pcs	2007 91 4


Cable junction box T 60 pre-embossed and 3 cable glands



Type	Entries	Protection rating	Pack.	Item No.
T 60 M20 NL	7 x Ø20	IP67	5 pcs	2007 91 8


Installation and attachment plate for T series

Mounting and fastening plate




Type	Shipping box	Pack.	Item No.
MBP T60	90 pcs	1 pcs	2007 88 0

Mounting and fastening plate




Type	Shipping box	Pack.	Item No.
MBP T100	60 pcs	1 pcs	2007 88 2

Mounting and fastening plate




Type	Shipping box	Pack.	Item No.
MBP T160	45 pcs	1 pcs	2007 88 4

Mounting and fastening plate



Type	Shipping box	Pack.	Item No.
MBP T250	15 pcs	1 pcs	2007 88 6


Mounting and fastening plate



Type	Shipping box	Pack.	Item No.
MBP T350	15 pcs	1 pcs	2007 88 8


Accessories T series

Fastening element for cable tray




Type	Shipping box	Pack.	Item No.
BE TS KR	10 pcs	10 pcs	2007 83 5

Fastening element for mesh cable tray




Type	Shipping box	Pack.	Item No.
BE TS GR	10 pcs	10 pcs	2007 83 3

Mounting plate for cable tray




Type	Height	Width	Pack.	Item No.
MP UNI FS	115 mm	170 mm	40 pcs	7084 77 3

Mounting plate for mesh cable tray




Type	Dimension A	Dimension B	Pack.	Item No.
MPG 65 FT	81 mm	65 mm	30 pcs	6006 48 6

Terminal strip, junction box, T series




Type	Nominal cross section mm ²	No. of screwless terminals	Pack.	Item No.
KL-T 01-04	1-4	5	10 pcs	2016 18 0

Terminal strip, junction box, T series




Type	Nominal cross section mm ²	No. of screwless terminals	Pack.	Item No.
KL-T 02-06	1.5-6	5	10 pcs	2016 18 5

Terminal strip, junction box, T series




Type	Nominal cross section mm ²	No. of screwless terminals	Pack.	Item No.
KL-T 06-16	6-16	4	10 pcs	2016 19 0

Terminal strip, junction box, T series




Type	Nominal cross section mm ²	No. of screwless terminals	Pack.	Item No.
KL-T 16-35	16-35	4	10 pcs	2016 19 5

Hat profile rail, junction box T series




Type	Dimension W x H	Length	Pack.	Item No.
46277 T160 Q GTP	15 x 5 mm	99 mm	10 pcs	1115 27 0
46277 T250 Q GTP	15 x 5 mm	139 mm	10 pcs	1115 27 4
46277 T250 L GTP	15 x 5 mm	189 mm	10 pcs	1115 27 8
46277 T350 Q GTP	15 x 5 mm	161 mm	10 pcs	1115 28 2
46277 T350 L GTP	15 x 5 mm	168 mm	10 pcs	1115 28 6

Hat profile rail, junction box T series




Type	Dimension W x H	Length	Pack.	Item No.
2069 T60 GTP	35 x 7,5 mm	89 mm	10 pcs	1115 38 0
2069 T100 GTP	35 x 7,5 mm	118 mm	10 pcs	1115 38 2
2069 T160 GTP	35 x 7,5 mm	157 mm	10 pcs	1115 38 4
2069 T250 GTP	35 x 7,5 mm	206 mm	10 pcs	1115 38 6
2069 T350 GTP	35 x 7,5 mm	245 mm	10 pcs	1115 38 8

Plug-in seal for cable, T series




Type	Size	Colour	Pack.	Item No.
EDK 25 LGR	M25	Light grey	100 pcs	2011 63 8
EDK 32 LGR	M32	Light grey	50 pcs	2011 64 6
EDK 40 LGR	M40	Light grey	25 pcs	2011 65 4
EDK 25 RW	M25	Pure white	100 pcs	2011 68 9
EDK 32 RW	M32	Pure white	50 pcs	2011 69 7
EDK 40 RW	M40	Pure white	25 pcs	2011 70 0

Plug-in seal for pipes, T series



Type	Size	Colour	Pack.	Item No.
EDR 25 16-20 LGR	M25	Light grey	50 pcs	2011 50 6
EDR 25 20-25 LGR	M25	Light grey	50 pcs	2011 51 4
EDR 32 20-25 LGR	M32	Light grey	50 pcs	2011 52 2
EDR 32 25-32 LGR	M32	Light grey	50 pcs	2011 53 0
EDR 40 32-40 LGR	M40	Light grey	25 pcs	2011 54 6

Plug-in seal EDVS



Type	Size	Colour	Pack.	Item No.
EDVS M20 LGR	M20	Light grey	100 pcs	2012 37 5

Aquasit cold casting compound



AQUASIT

Insert cartridge, fill, and it's done. The Aquasit cold casting compound offers perfect connection protection to protection rating IP 68.


Aquasit cold casting compound

Aquasit cartridge			
Type	Contents	Pack.	Item No.
	ml	pcs	
KVM	250	1	2363 01 0


AQUASIT mixer pipe			
Type		Pack.	Item No.
		PU	
KVM-M		1	2363 01 5

Aquasit cartridge pistol			
Type		Pack.	Item No.
		pcs	
KVM-P		2	2363 01 9


Cable junction box, T series with strain relief and Modul 45 sockets, light grey

 **T 100 NL S, 2 Modul 45 sockets in cover, one-pole**


Type	Nom. voltage	Protection rating	Colour	Pack.	Item No.
T 100 2MSD WS	500 V	IP30	Light grey	1 pcs	2007 82 1

 **T 100 NL S, 2 Modul 45 sockets in cover, one-pole**


Type	Nom. voltage	Protection rating	Colour	Pack.	Item No.
T 100 2MSD RO	500 V	IP30	Light grey	1 pcs	2007 82 3

 **T 100 NL S, 4 Modul 45 sockets in cover, two-pole**


Type	Nom. voltage	Protection rating	Colour	Pack.	Item No.
T 100 4MSD WS	500 V	IP30	Light grey	1 pcs	2007 82 5

 **Cover for junction box T 100, perforated without Schuko sockets**

Type	Nom. voltage	Protection rating	Colour	Pack.	Item No.
T 100 D MSD2A	500 V	IP30	Light grey	1 pcs	2007 82 6


 **Junction box cover, T 100, with 2 Modul 45 sockets**

Type	Nom. voltage	Protection rating	Colour	Pack.	Item No.
T 100 D 2MSD RO	500 V	IP30	Light grey	1 pcs	2007 82 4


 **Junction box cover, T 100, with 4 Modul 45 sockets**

Type	Nom. voltage	Protection rating	Colour	Pack.	Item No.
T 100 D 4MSD WS	500 V	IP30	Light grey	1 pcs	2007 82 9


Cable junction box, T series with three-pole Wieland socket, single-phase, light grey

 **T 100 WB3, Wieland socket**


Type	Nom. voltage	Protection rating	Colour	Pack.	Item No.
T 100 WB3	500 V	IP20	Light grey	1 pcs	2007 80 7

 **T 100 without Wieland sockets 3-pole 10x**

Type	Nom. voltage	Protection rating	Colour	Pack.	Item No.
T 100 WB3-10	500 V	IP20	Light grey	1 pcs	2007 80 8

 **T 100 WB2S3, Wieland socket**


Type	Nom. voltage	Protection rating	Colour	Pack.	Item No.
T 100 WB 2S3	500 V	IP20	Light grey	1 pcs	2007 80 9

 **T 100 WB3S3, Wieland socket**

Type	Nom. voltage	Protection rating	Colour	Pack.	Item No.
T 100 WB 3S3	500 V	IP20	Light grey	1 pcs	2007 81 3


 **T 100 WB4S3, Wieland socket**

Type	Nom. voltage	Protection rating	Colour	Pack.	Item No.
T 100 WB 4S3	500 V	IP20	Light grey	1 pcs	2007 81 1


 **T 100 WB 6S3, Wieland socket**

Type	Nom. voltage	Protection rating	Colour	Pack.	Item No.
T 100 WB 6S3	500 V	IP20	Light grey	1 pcs	2007 82 2


Cable junction box, T series, with four-pole Wieland socket, two-phase and strain relief, light grey

 **T 100 WB 1W3 1S3, Wieland socket**


Type	Nom. voltage	Protection rating	Colour	Pack.	Item No.
T 100 WB 1W3 1S3	500 V	IP20	Light grey	1 pcs	2007 81 5

 **T 100 WB 1W3 2S3, Wieland socket**

Type	Nom. voltage	Protection rating	Colour	Pack.	Item No.
T 100 WB 1W3 2S3	500 V	IP20	Light grey	1 pcs	2007 81 7


 **T 100 WB 2W3 2S3, Wieland socket**

Type	Nom. voltage	Protection rating	Colour	Pack.	Item No.
T 100 WB 2W3 2S3	500 V	IP20	Light grey	1 pcs	2007 81 9

 **T 100 WB 2W3 4S3, Wieland socket**

Type	Nom. voltage	Protection rating	Colour	Pack.	Item No.
T 100 WB 2W3 4S3	500 V	IP20	Light grey	1 pcs	2007 82 0

Cable junction box, T series, with five-pole Wieland socket, three-phase and strain relief, light grey

 **T 100 WB6S 3x2, Wieland socket**

Type	Nom. voltage	Protection rating	Colour	Pack.	Item No.
T 100 WB 6S 3x2	500 V	IP20	Light grey	1 pcs	2007 81 4

Junction box systems

Cable junction box, T series, with four-pole Wieland socket, two-phase and strain relief, light grey

T 100 WB5, Wieland socket							T 100 WB 2S4, Wieland socket							T 100 WB 3S3 1S4, Wieland socket						
Type	Nom. voltage	Protection rating	Colour		Pack.	Item No.	Type	Nom. voltage	Protection rating	Colour		Pack.	Item No.	Type	Nom. voltage	Protection rating	Colour		Pack.	Item No.
T 100 WB5	500	IP20	Light grey		1	2007 84 0	T 100 WB 2s4	500	IP20	Light grey		1	2007 84 8	T 100 WB 3S3 1S4	500	IP20	Light grey		1	2007 84 4

Cable junction box, T series, with five-pole Wieland socket, three-phase and strain relief, light grey


T 100 WB5, Wieland socket							T 100 WB 2S5, Wieland socket							T 100 WB 4S5, Wieland socket						
Type	Nom. voltage	Protection rating	Colour		Pack.	Item No.	Type	Nom. voltage	Protection rating	Colour		Pack.	Item No.	Type	Nom. voltage	Protection rating	Colour		Pack.	Item No.
T 100 WB5	500	IP20	Light grey		1	2007 84 0	T 100 WB 2s5	500	IP20	Light grey		1	2007 85 2	T 100 WB 4s5	500	IP20	Light grey		1	2007 85 6

Junction box, T series with strain relief, Wieland connector/socket, light grey

T 100 WS 1S3 2S3D, Wieland connector and socket				T 100 WS 1S3 3S3A, Wieland connector and socket				T 100 WS 1S4 2S3C, Wieland connector and socket			
Type		Pack.	Item No.	Type		Pack.	Item No.	Type		Pack.	Item No.
T100 WS 1S3 2S3D		1	2007 87 6	T100 WS 1S3 3S3A		1	2007 87 0	T100 WS 1S4 2S3C		1	2007 87 4


B9/T thermoplastic cable junction box

Junction box B 9/T, with perforation membrane




Type	Protection rating	Accessories	Pack. pcs	Item No.
B 9 T M 5	IP67	1 terminal strip	5	2001 84 5
B 9 T M	IP67	–	5	2001 85 3
B 9 T M NL	IP67	3 cable glands	5	2001 86 1
B 9 T M RO	IP67	–	5	2001 88 8

Junction box B 9/T, without penetration membrane



Type	Protection rating	Accessories	Pack. pcs	Item No.
B 9 T 5	IP67	–	5	2001 80 2


Mounting plate, junction box B 9/T



Type	Height mm	Width mm	Pack. pcs	Item No.
MP WI KL. FS	210	120	20	7084 76 5
MP WI KL. DD	210	120	20	7085 11 1


Junction box, Duroplast, B series

Junction box, B 25 M, without thread




Type	Nom. voltage V	Protection rating	Colour	Pack. pcs	Item No.
B 25 M	660	IP54	Light grey	5	2001 13 6

Junction box, B 40 M, without thread




Type	Nom. voltage V	Protection rating	Colour	Pack. pcs	Item No.
B 40 M	660	IP54	Light grey	5	2001 17 9

Junction box, B 60 M, without thread




Type	Nom. voltage V	Protection rating	Colour	Pack. pcs	Item No.
B 60 M	660	IP54	Light grey	5	2001 21 7

Junction box, B 100 M, without thread




Type	Nom. voltage V	Protection rating	Colour	Pack. pcs	Item No.
B 100 M	660	IP54	Light grey	5	2001 26 8

Junction box, B 160 M, without thread



Type	Nom. voltage V	Protection rating	Colour	Pack. pcs	Item No.
B 160 M	660	IP54	Light grey	1	2001 30 6

Junction box, B 250 M, without thread



Type	Nom. voltage V	Protection rating	Colour	Pack. pcs	Item No.
B 250 M	660	IP54	Light grey	1	2001 34 9


Plug-in seal, B-series junction box



Type	Size	Colour	Pack. pcs	Item No.
EDVS M20 LGR	M 20	Light grey	100	2012 37 5
EDVS M25 LGR	M 25	Light grey	100	2012 38 3
EDVS M32 LGR	M 32	Light grey	50	2012 39 1


Junction box, Duroplast, B series

Junction box, B 9/K M empty, with thread




Type	Nom. voltage V	Protection rating	Colour	Pack. pcs	Item No.
B 9 K M	400	IP67	Light grey	5	2001 94 2

Junction box, B 9/B M, with thread




Type	Nom. voltage V	Protection rating	Colour	Pack. pcs	Item No.
B 9 B M	660	IP54	Light grey	5	2001 63 2

Junction box, B 10 M, with thread




Type	Pack. pcs	Item No.
B 10 M 5	5	2002 14 0
B 10 M	5	2002 16 7

Junction box, B 11 M, with thread




Type	Nom. voltage V	Protection rating	Colour	Pack. pcs	Item No.
B 11 M 5	660	IP54	Light grey	1	2002 32 9
B 11 M	660	IP54	Light grey	1	2002 34 5

Junction box, B 12 M, with thread



Type	Nom. voltage V	Protection rating	Colour	Pack. pcs	Item No.
B 12 M 5	660	IP54	Light grey	1	2002 50 7
B 12 M	660	IP54	Light grey	1	2002 52 3

Cable connection sleeve




Type	Protection rating	Nom. voltage V	Colour	Pack. pcs	Item No.
117 5x2.5	IP54	660	Light grey	10	2022 02 8
117 5x6	IP54	660	Light grey	5	2022 06 0

Junction box systems, aluminium


Aluminium empty housing, powder coated

Aluminium empty housing Mx06 powder coated




Type	Length	Width	Height	Pack.	Item No.
	mm	mm	mm	pcs	
Mx 060503 SGR	64	58	36	1	2011 30 4

Aluminium empty housing Mx08 powder coated




Type	Length	Width	Height	Pack.	Item No.
	mm	mm	mm	pcs	
Mx 080705 SGR	80	75	57	1	2011 30 8

Aluminium empty housing Mx12 powder coated




Type	Length	Width	Height	Pack.	Item No.
	mm	mm	mm	pcs	
Mx 120805 SGR	125	80	57	1	2011 31 2

Aluminium empty housing Mx15 powder-coated




Type	Length	Width	Height	Pack.	Item No.
	mm	mm	mm	pcs	
Mx 151008 SGR	150	100	80	1	2011 31 6

Aluminium empty housing Mx16 powder-coated




Type	Length	Width	Height	Pack.	Item No.
	mm	mm	mm	pcs	
Mx 161609 SGR	160	160	90	1	2011 32 0

Aluminium empty housing Mx17 powder-coated




Type	Length	Width	Height	Pack.	Item No.
	mm	mm	mm	pcs	
Mx 170805 SGR	175	80	57	1	2011 32 4

Aluminium empty housing Mx24 powder-coated



Type	Length	Width	Height	Pack.	Item No.
	mm	mm	mm	pcs	
Mx 241610 SGR	240	160	100	1	2011 32 8


Aluminium empty housing Mx36 powder-coated



Type	Length	Width	Height	Pack.	Item No.
	mm	mm	mm	pcs	
Mx 361609 SGR	360	160	90	1	2011 33 2


Aluminium empty housing, sandblasted, natural

Aluminium empty housing Mx06 sandblasted




Type	Length	Width	Height	Pack.	Item No.
	mm	mm	mm	pcs	
Mx 060503 SGT	64	58	36	1	2011 34 4

Aluminium empty housing Mx08 sandblasted




Type	Length	Width	Height	Pack.	Item No.
	mm	mm	mm	pcs	
Mx 080705 SGT	80	75	57	1	2011 34 8

Aluminium empty housing Mx12 sandblasted




Type	Length	Width	Height	Pack.	Item No.
	mm	mm	mm	pcs	
Mx 120805 SGT	125	80	57	1	2011 35 2

Aluminium empty housing Mx15 sandblasted




Type	Length	Width	Height	Pack.	Item No.
	mm	mm	mm	pcs	
Mx 151008 SGT	150	100	80	1	2011 35 6

Aluminium empty housing Mx16 sandblasted




Type	Length	Width	Height	Pack.	Item No.
	mm	mm	mm	pcs	
Mx 161609 SGT	160	160	90	1	2011 36 0

Aluminium empty housing Mx17 sandblasted




Type	Length	Width	Height	Pack.	Item No.
	mm	mm	mm	pcs	
Mx 170805 SGT	175	80	57	1	2011 36 4

Aluminium empty housing Mx24 sandblasted



Type	Length	Width	Height	Pack.	Item No.
	mm	mm	mm	pcs	
Mx 241610 SGT	240	160	100	1	2011 36 8

Aluminium empty housing Mx36 sandblasted



Type	Length	Width	Height	Pack.	Item No.
	mm	mm	mm	pcs	
Mx 361609 SGT	360	160	90	1	2011 37 2






Concealed and cavity wall systems



© BSH | Produktkatalog_2014 | en | 06/05/2014 (LLEExport_01702) | 06/05/2014


Concealed systems

Concealed accessory box




Type	Installation type	Colour	Pack.	Item No.
			pcs	
UG 60 D	Concealed	Black	25	2003 01 5

Concealed accessory/connection socket




Type	Installation type	Colour	Pack.	Item No.
			pcs	
UG 60 VD	Concealed	Black	25	2003 01 9

Concealed accessory/connection box




Type	Installation type	Colour	Pack.	Item No.
			pcs	
UG 60 VK	Concealed	Black	10	2003 02 3

Expansion support for concealed accessory sockets




Type	Installation type	Colour	Pack.	Item No.
			pcs	
UG AS	Concealed	Black	25	2003 21 2

Concealed accessory/connection socket with nail strap




Type	Installation type	Colour	Pack.	Item No.
			pcs	
UG 60 VD NL	Concealed	Black	100	2003 03 5

Concealed connection box




Type	Installation type	Colour	Pack.	Item No.
			pcs	
UV 80 K	Concealed	Black	50	2003 11 2
UV 100 K	Concealed	Black	50	2003 11 8
UV 150 K	Concealed	Black	16	2003 12 4
UV 200 K	Concealed	Black	10	2003 13 0
UV 250 K	Concealed	Black	10	2003 13 6

Wall light connection socket




Type	Installation type	Colour	Pack.	Item No.
			pcs	
UWA	Concealed	Cream	25	2003 08 2

Sprung cover, 60 mm




Type	Ø	Colour	Pack.	Item No.
	max.		pcs	
UG 60 FD	69	White	25	2003 22 3

Wall light socket cover




Type	Ø	Colour	Pack.	Item No.
	max.		pcs	
UG AD	—	White	10	2003 21 8

Sprung cover, 70 mm




Type	Ø	Colour	Pack.	Item No.
	max.		pcs	
UV 70 FD	84	White	25	2003 22 7

Sprung cover, 80 mm




Type	Ø	Colour	Pack.	Item No.
	max.		pcs	
UV 80 FD	95	White	25	2004 63 4

Universal cover




Type	Ø	Colour	Pack.	Item No.
	max.		pcs	
UG UD	84	White	20	2003 23 6

Box cover




Type	Colour	Pack.	Item No.
		pcs	
UV 80 D	White	10	2003 24 0
UV 100 D	White	10	2003 24 4
UV 150 D	White	5	2003 24 8
UV 200 D	White	5	2003 25 2
UV 250 D	White	5	2003 25 6

Device screw




Type	Dimension L	Pack.	Item No.
	mm	pcs	
U 15 GS	15	100	2003 26 5
U 20 GS	20	100	2004 67 6
U 25 GS	25	100	2003 26 9
U 30 GS	30	100	2004 68 0
U 35 GS	35	100	2003 27 3
U 40 GS	40	100	2003 27 7

Surface equalisation ring, 12 mm, accessory sockets




Type	Installation type	Colour	Pack.	Item No.
			pcs	
UG 60 PA 12	Concealed	Red	25	2003 28 7

Surface equalisation ring, 24 mm, accessory sockets




Type	Installation type	Colour	Pack.	Item No.
			pcs	
UG 60 PA 24	Concealed	Red	25	2003 29 5

Surface equalisation ring, 24 mm, connection sockets




Type	Installation type	Colour	Pack.	Item No.
			pcs	
UV 70 PA 24	Concealed	Red	25	2003 29 9

Signal cover 60 mm, accessory sockets




Type	Ø	Colour	Pack.	Item No.
	max.		pcs	
UG 60 SD	60	Red	50	2003 31 7

Signal cover, 70 mm, connection sockets




Type	Installation type	Colour	Pack.	Item No.
			pcs	
UV 70 SD	Concealed	Red	25	2003 32 1

Signal cover, wall luminaire socket



Type	Installation type	Colour	Pack.	Item No.
			pcs	
UW ASD	Concealed	Red	100	2003 32 5

CEE cover plate for fitted plug



Type	Colour	Pack.	Item No.
		pcs	
2393 UP	Light grey	5	6024 10 6

Concealed and cavity wall systems

Concealed systems

CEE installation box				
Type	Colour	Pack.	Item No.	
		pcs		
2392	Light grey	5	6024 00 9	

Modul 45 concealed systems

Concealed accessory socket Modul 45, single				
Type	Colour	Pack.	Item No.	
		pcs		
UG-UPM1	Natural	1	6119 94 0	

Concealed accessory socket Modul 45, double				
Type	Colour	Pack.	Item No.	
		pcs		
UG-UPM2	Natural	1	6119 94 1	

Concealed accessory socket Modul 45, triple				
Type	Colour	Pack.	Item No.	
		pcs		
UG-UPM3	Natural	1	6119 94 3	

Signal cover for Modul 45 accessory socket, single				
Type	Colour	Pack.	Item No.	
		pcs		
PD-UPM1	Red	1	6119 94 5	

Signal cover for Modul 45 accessory socket, double				
Type	Colour	Pack.	Item No.	
		pcs		
PD-UPM2	Red	1	6119 94 6	

Signal cover for Modul 45 accessory socket, triple				
Type	Colour	Pack.	Item No.	
		pcs		
PD-UPM3	Red	1	6119 94 7	

Cavity wall systems

Cavity wall accessory socket					
Type	Colour	Milling hole Ø	Height	Pack.	Item No.
		mm	mm	pcs	
HG 60-35	Orange	68	35	25	2003 42 6

Cavity wall accessory socket, wind-proof					
Type	Colour	Milling hole Ø	Height	Pack.	Item No.
		mm	mm	pcs	
HG 60-35 MW	Orange	68	35	25	2003 60 3

Cavity wall accessory socket					
Type	Colour	Milling hole Ø	Height	Pack.	Item No.
		mm	mm	pcs	
HG 60	Orange	68	47	25	2003 41 4

Cavity wall accessory socket, wind-proof					
Type	Colour	Milling hole Ø	Height	Pack.	Item No.
		mm	mm	pcs	
HG 60 MW	Orange	68	47	25	2003 61 1

Cavity wall, double accessory socket					
Type	Colour	Milling hole Ø	Height	Pack.	Item No.
		mm	mm	pcs	
HG 60 2	Orange	68	50	10	2003 42 2

Cavity wall accessory/connection socket					
Type	Colour	Milling hole Ø	Height	Pack.	Item No.
		mm	mm	pcs	
HV 60	Orange	68	61	25	2003 44 2


Cavity wall accessory/connection socket, wind-proof					
Type	Colour	Milling hole Ø	Height	Pack.	Item No.
		mm	mm	pcs	
HV 60 MW	Orange	68	61	25	2003 61 9

Cavity wall connection socket with cover					
Type	Colour	Milling hole Ø	Height	Pack.	Item No.
		mm	mm	pcs	
HV 70 D	Orange	74	50	10	2003 43 0

Cavity wall connection box					
Type	Colour	Height	Pack.	Item No.	
		mm	pcs		
HV 100 KD	Orange	50	25	2003 44 9	


Universal cover				
Type	Ø	Colour	Pack.	Item No.
	max.		pcs	
UG UD	84	White	20	2003 23 6

Modul 45 cavity wall systems




Modul 45 cavity wall accessory socket, single

Type	Colour	Pack.	Item No.
		pcs	
HG-UPM1	Blue	1	6119 95 0



Modul 45 cavity wall accessory socket, double

Type	Colour	Pack.	Item No.
		pcs	
HG-UPM2	Blue	1	6119 95 1



Modul 45 cavity wall accessory socket, triple

Type	Colour	Pack.	Item No.
		pcs	
HG-UPM3	Blue	1	6119 95 2






Terminal systems


Screw terminals

Neutral and protective conductor terminals, 7-pole




Type	Colour	Pack.	Item No.
		pcs	
60 N 7x16 BL	Blue	10	2054 00 0
60 S 7x16 GBGN	Yellow green	10	2054 01 9

Neutral and protective conductor terminals, 12-pole




Type	Colour	Pack.	Item No.
		pcs	
60 N 12x16 BL	Blue	10	2054 08 6
60 S 12x16 GBGN	Yellow green	10	2054 09 4

Dolü branch terminals, open on both sides




Type	Colour	No. of screwless terminals	Pack.	Item No.
			pcs	
70 VDE (sorted)		12	10	2055 02 3

Dolü branch terminals, open on one side




Type	Colour	No. of screwless terminals	Pack.	Item No.
			pcs	
70 S (sorted)		12	10	2055 20 1

Dolü branch terminals, open on both sides




Type	Colour	No. of screwless terminals	Pack.	Item No.
			pcs	
71	Black	10	10	2055 50 3

4 mm² series connectors, polyamide




Type	Colour	No. of screwless terminals	Pack.	Item No.
			pcs	
72 VDE	Transparent	12	10	2055 92 9

6 mm² series connectors, polyamide




Type	Colour	No. of screwless terminals	Pack.	Item No.
			pcs	
74 VDE	Transparent	12	10	2056 14 3

Series connectors, polyamide wire protection clamp




Type	Colour	No. of screwless terminals	Pack.	Item No.
			pcs	
74 D	Transparent	12	10	2056 17 8

4 mm² series connectors, polypropylene




Type	Colour	No. of screwless terminals	Pack.	Item No.
			pcs	
72 CE WS	White	12	10	2056 07 0
72 CE SW	Black	12	10	2056 08 9

6 mm² series connectors, polypropylene




Type	Colour	No. of screwless terminals	Pack.	Item No.
			pcs	
74 CE WS	White	12	10	2056 22 4
74 CE SW	Black	12	10	2056 23 2

10 mm² series connectors, polypropylene




Type	Colour	No. of screwless terminals	Pack.	Item No.
			pcs	
76 CE WS	White	12	10	2056 37 2
76 CE SW	Black	12	10	2056 38 0

16 mm² series connectors, polypropylene




Type	Colour	No. of screwless terminals	Pack.	Item No.
			pcs	
78 CE WS	White	12	10	2056 55 0
78 CE SW	Black	12	10	2056 56 9

25 mm² series connectors, polypropylene



Type	Colour	No. of screwless terminals	Pack.	Item No.
			pcs	
79 CE WS	White	12	10	2056 57 7
79 CE SW	Black	12	10	2056 58 5


35 mm² series connectors, polypropylene



Type	Colour	No. of screwless terminals	Pack.	Item No.
			pcs	
80 CE WS	White	12	10	2056 59 0
80 CE SW	Black	12	10	2056 59 3


Terminal strips

Terminal strip, junction box, T series




Type	Nominal cross section mm²	No. of screwless terminals	Pack.	Item No.
			pcs	
KL-T 01-04	1-4	5	10	2016 18 0

Terminal strip, junction box, T series




Type	Nominal cross section mm²	No. of screwless terminals	Pack.	Item No.
			pcs	
KL-T 02-06	1.5-6	5	10	2016 18 5

Terminal strip, junction box, T series




Type	Nominal cross section mm²	No. of screwless terminals	Pack.	Item No.
			pcs	
KL-T 06-16	6-16	4	10	2016 19 0

Terminal strip, junction box, T series



Type	Nominal cross section mm²	No. of screwless terminals	Pack.	Item No.
			pcs	
KL-T 16-35	16-35	4	10	2016 19 5

Hat profile rail, junction box T series




Type	Dimension W x H mm	Length mm	Pack.	Item No.
			pcs	
46277 T160 Q GTP	15 x 5	99	10	1115 27 0
46277 T250 Q GTP	15 x 5	139	10	1115 27 4
46277 T250 L GTP	15 x 5	189	10	1115 27 8
46277 T350 Q GTP	15 x 5	161	10	1115 28 2
46277 T350 L GTP	15 x 5	168	10	1115 28 6

Terminal systems


Screwless terminals

Screwless terminals, 3-pole




Type	Colour	No. of screwless terminals	Pack.	Item No.
61 325 LGR	Light grey	3	100 pcs	2054 48 5

Screwless terminals, 5-pole



Type	Colour	No. of screwless terminals	Pack.	Item No.
61 525 LGR	Light grey	5	100 pcs	2054 50 7


Screwless terminals, 8-pole



Type	Colour	No. of screwless terminals	Pack.	Item No.
61 825 LGR	Light grey	8	50 pcs	2054 52 3

Universal plug-in terminal, 2-pole


Available from 01/07/2014



Type	Colour	No. of screwless terminals	Pack.	Item No.
61 225 FL	Transparent	2	100 pcs	2054 45 0

Universal plug-in terminal, 3-pole


Available from 01/07/2014



Type	Colour	No. of screwless terminals	Pack.	Item No.
61 325 FL	Transparent	3	75 pcs	2054 45 4


Universal plug-in terminal, 5-pole

Available from 01/07/2014




Type	Colour	No. of screwless terminals	Pack.	Item No.
61 525 FL	Transparent	5	50 pcs	2054 45 8

Luminaire connection terminal with 2 connections



Type	Colour	Pack.	Item No.
61 1/1 25 GR	Grey	100 pcs	2054 75 0

Luminaire connection terminal with 3 connections



Type	Colour	Pack.	Item No.
61 2/1 25 WS	White	100 pcs	2054 75 5






Cable gland systems,
plastic




Cap nut cable gland, metric thread

Cable gland, metric thread




Type	Thread	Sealing range D mm	Colour	Pack. pcs	Item No.
V-TEC VM12 SGR	M12 x 1,5	3-5,7	Silver grey	50	2022 84 3
V-TEC VM16 SGR	M16 x 1,5	4,5-10	Silver grey	50	2022 84 5
V-TEC VM20 SGR	M20 x 1,5	6-13	Silver grey	50	2022 84 7
V-TEC VM25 SGR	M25 x 1,5	9-17	Silver grey	25	2022 84 9
V-TEC VM32 SGR	M32 x 1,5	15-21	Silver grey	20	2022 85 1
V-TEC VM40 SGR	M40 x 1,5	16-28	Silver grey	10	2022 85 3
V-TEC VM50 SGR	M50 x 1,5	23-35	Silver grey	5	2022 85 5
V-TEC VM63 SGR	M63 x 1,5	36-48	Silver grey	5	2022 85 7

Cable gland, metric thread




Type	Thread	Sealing range D mm	Colour	Pack. pcs	Item No.
V-TEC VM12 LGR	M12 x 1,5	3-5,7	Light grey	50	2022 86 2
V-TEC VM16 LGR	M16 x 1,5	4,5-10	Light grey	50	2022 86 4
V-TEC VM20 LGR	M20 x 1,5	6-13	Light grey	50	2022 86 6
V-TEC VM25 LGR	M25 x 1,5	9-17	Light grey	25	2022 86 8
V-TEC VM32 LGR	M32 x 1,5	15-21	Light grey	20	2022 87 0
V-TEC VM40 LGR	M40 x 1,5	16-28	Light grey	10	2022 87 2
V-TEC VM50 LGR	M50 x 1,5	23-35	Light grey	5	2022 87 4
V-TEC VM63 LGR	M63 x 1,5	36-48	Light grey	5	2022 87 6

Cable gland, metric thread




Type	Thread	Sealing range D mm	Colour	Pack. pcs	Item No.
V-TEC VM12 SW	M12 x 1,5	3-5,7	Black	50	2022 88 3
V-TEC VM16 SW	M16 x 1,5	4,5-10	Black	50	2022 88 5
V-TEC VM20 SW	M20 x 1,5	6-13	Black	50	2022 88 7
V-TEC VM25 SW	M25 x 1,5	9-17	Black	25	2022 88 9
V-TEC VM32 SW	M32 x 1,5	15-21	Black	20	2022 89 1
V-TEC VM40 SW	M40 x 1,5	16-28	Black	10	2022 89 3
V-TEC VM50 SW	M50 x 1,5	23-35	Black	5	2022 89 5
V-TEC VM63 SW	M63 x 1,5	36-48	Black	5	2022 89 7

Cable gland, metric thread, set with locknut




Type	Thread	Colour	Pack. pcs	Item No.
V-TEC VM12+ LGR	M12 x 1,5	Light grey	50	2022 76 2
V-TEC VM16+ LGR	M16 x 1,5	Light grey	50	2022 76 4
V-TEC VM20+ LGR	M20 x 1,5	Light grey	50	2022 76 6
V-TEC VM25+ LGR	M25 x 1,5	Light grey	25	2022 76 8
V-TEC VM32+ LGR	M32 x 1,5	Light grey	20	2022 77 0
V-TEC VM40+ LGR	M40 x 1,5	Light grey	10	2022 77 2
V-TEC VM50+ LGR	M50 x 1,5	Light grey	5	2022 77 4
V-TEC VM63+ LGR	M63 x 1,5	Light grey	5	2022 77 6

Cable gland, metric thread, with reducing seal insert




Type	Thread	Sealing range D mm	Colour	Pack. pcs	Item No.
V-TEC VM12RD LGR	M12 x 1,5	2-5	Light grey	50	2023 00 8
V-TEC VM16RD LGR	M16 x 1,5	2-5,7	Light grey	50	2023 01 0
V-TEC VM20RD LGR	M20 x 1,5	4-9	Light grey	50	2023 01 2
V-TEC VM25RD LGR	M25 x 1,5	6-13	Light grey	25	2023 01 4
V-TEC VM32RD LGR	M32 x 1,5	11-16	Light grey	20	2023 01 6
V-TEC VM40RD LGR	M40 x 1,5	13-23	Light grey	10	2023 01 8
V-TEC VM50RD LGR	M50 x 1,5	18-29	Light grey	5	2023 02 0
V-TEC VM63RD LGR	M63 x 1,5	29-40	Light grey	5	2023 02 2

Cable gland, metric thread with multi-way seal insert




Type	Thread	Sealing range D mm	Colour	Pack. pcs	Item No.
V-TEC VM20 2x4	M20 x 1,5	—	Light grey	50	2022 11 0
V-TEC VM20 4x5	M20 x 1,5	—	Light grey	50	2022 11 2
V-TEC VM20 2x6	M20 x 1,5	—	Light grey	50	2022 11 4
V-TEC VM25 5x4	M25 x 1,5	—	Light grey	25	2022 12 0
V-TEC VM25 3x6	M25 x 1,5	—	Light grey	25	2022 12 2
V-TEC VM25 2x6	M25 x 1,5	—	Light grey	25	2022 12 4
V-TEC VM25 3x7	M25 x 1,5	—	Light grey	25	2022 12 6
V-TEC VM25 2x8	M25 x 1,5	—	Light grey	25	2022 12 8
V-TEC VM32 2x8	M32 x 1,5	—	Light grey	20	2022 13 6
V-TEC VM32 4x8	M32 x 1,5	—	Light grey	20	2022 13 8

Cable gland, metric thread, UV-resistant




Type	Thread	Sealing range D mm	Colour	Pack. pcs	Item No.
V-TEC VM12UV LGR	M12 x 1,5	3-5,7	Light grey	50	2022 90 0
V-TEC VM16UV LGR	M16 x 1,5	4,5-10	Light grey	50	2022 90 1
V-TEC VM20UV LGR	M20 x 1,5	6-13	Light grey	50	2022 90 2
V-TEC VM25UV LGR	M25 x 1,5	9-17	Light grey	25	2022 90 3
V-TEC VM32UV LGR	M32 x 1,5	15-21	Light grey	20	2022 90 4
V-TEC VM40UV LGR	M40 x 1,5	16-28	Light grey	10	2022 90 5
V-TEC VM50UV LGR	M50 x 1,5	23-35	Light grey	5	2022 90 6
V-TEC VM63UV LGR	M63 x 1,5	36-48	Light grey	5	2022 90 7

Cable gland, short metric thread




Type	Thread	Sealing range D mm	Colour	Pack. pcs	Item No.
V-TEC M KA M20	M20x1,5	5-12	Light grey	50	2024 82 9

Cable gland, long metric thread




Type	Thread	Sealing range D mm	Colour	Pack. pcs	Item No.
V-TEC VM L12 SGR	M12 x 1,5	3-5,7	Silver grey	50	2022 92 1
V-TEC VM L16 SGR	M16 x 1,5	4,5-10	Silver grey	50	2022 92 4
V-TEC VM L20 SGR	M20 x 1,5	6-13	Silver grey	50	2022 92 6
V-TEC VM L25 SGR	M25 x 1,5	9-17	Silver grey	25	2022 92 8
V-TEC VM L32 SGR	M32 x 1,5	15-21	Silver grey	20	2022 93 0
V-TEC VM L40 SGR	M40x1,5	16-28	Silver grey	10	2022 93 3
V-TEC VM L50 SGR	M50x1,5	23-35	Silver grey	5	2022 93 5
V-TEC VM L63 SGR	M63x1,5	36-48	Silver grey	5	2022 93 7

Cable gland, long metric thread




Type	Thread	Sealing range D mm	Colour	Pack. pcs	Item No.
V-TEC VM L12 LGR	M12x1,5	3-5,7	Light grey	50	2022 94 3
V-TEC VM L16 LGR	M16x1,5	4-5-10	Light grey	50	2022 94 5
V-TEC VM L20 LGR	M20x1,5	6-13	Light grey	50	2022 94 7
V-TEC VM L25 LGR	M25x1,5	9-17	Light grey	25	2022 94 9
V-TEC VM L32 LGR	M32x1,5	15-21	Light grey	20	2022 95 1
V-TEC VM L40 LGR	M40x1,5	16-28	Light grey	10	2022 95 3
V-TEC VM L50 LGR	M50x1,5	23-35	Light grey	5	2022 95 5
V-TEC VM L63 LGR	M63x1,5	36-48	Light grey	5	2022 95 7

Cable gland, long metric thread



Type	Thread	Sealing range D mm	Colour	Pack. pcs	Item No.
V-TEC VM L12 SW	M12x1,5	3-5,7	Black	50	2022 96 4
V-TEC VM L16 SW	M16x1,5	4,5-10	Black	50	2022 96 6
V-TEC VM L20 SW	M20x1,5	6-13	Black	50	2022 96 8
V-TEC VM L25 SW	M25x1,5	9-17	Black	25	2022 97 0
V-TEC VM L32 SW	M32x1,5	15-21	Black	20	2022 97 2
V-TEC VM L40 SW	M40x1,5	16-28	Black	10	2022 97 4
V-TEC VM L50 SW	M50x1,5	23-35	Black	5	2022 97 6
V-TEC VM L63 SW	M63x1,5	36-48	Black	5	2022 97 8

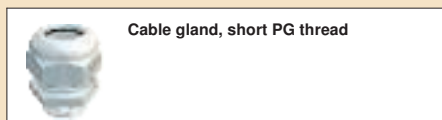
Cable gland, metric thread, extra long



Type	Thread	Sealing range D mm	Colour	Pack. pcs	Item No.
V-TEC VM LL16 SW	M16x1,5	4,5-10	Black	50	2022 98 5
V-TEC VM LL20 SW	M20x1,5	6-13	Black	50	2022 98 7
V-TEC VM LL25 SW	M25x1,5	9-17	Black	25	2022 98 9
V-TEC VM LL32 SW	M32x1,5	15-21	Black	20	2022 99 1
V-TEC VM LL40 SW	M40x1,5	16-28	Black	10	2022 99 3
V-TEC VM LL50 SW	M50x1,5	23-35	Black	5	2022 99 5
V-TEC VM LL63 SW	M63x1,5	36-48	Black	5	2022 99 7

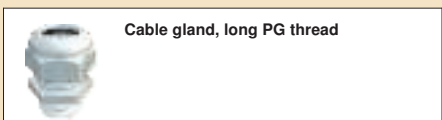
Cable gland systems, plastic

Cap nut cable gland, PG thread



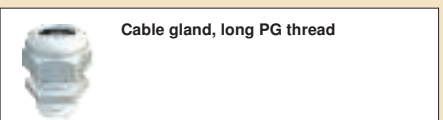
Type	Thread	Sealing range D	Colour	Pack.	Item No.
		mm		pcs	

V-TEC KA PG16LGR	Pg 16	7-14	Light grey	25	2024 86 1
------------------	-------	------	------------	----	-----------



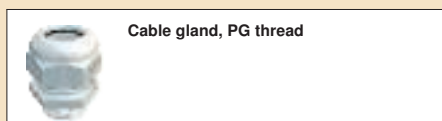
Type	Thread	Sealing range D	Colour	Pack.	Item No.
		mm		pcs	

V-TEC L PG7 LGR	Pg 7	2.5-6.5	Light grey	50	2024 28 4
V-TEC L PG9 LGR	Pg 9	2.5-8	Light grey	50	2024 29 2
V-TEC L PG11 LGR	Pg 11	3.5-10	Light grey	50	2024 30 6
V-TEC L PG13 LGR	Pg 13.5	5-12	Light grey	50	2024 31 4
V-TEC L PG16 LGR	Pg 16	7-14	Light grey	25	2024 32 2
V-TEC L PG21 LGR	Pg 21	9-18	Light grey	25	2024 33 0
V-TEC L PG29 LGR	Pg 29	14-25	Light grey	20	2024 34 9
V-TEC L PG36 LGR	Pg 36	18-32	Light grey	10	2024 35 7
V-TEC L PG42 LGR	Pg 42	24-38	Light grey	5	2024 36 5
V-TEC L PG48 LGR	Pg 48	30-44	Light grey	5	2024 37 3



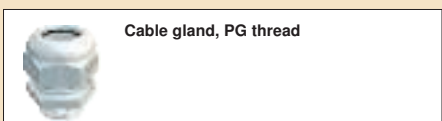
Type	Thread	Sealing range D	Colour	Pack.	Item No.
		mm		pcs	

V-TEC L PG9 SGR	Pg 9	2.5-8	Silver grey	50	2024 18 7
V-TEC L PG11 SGR	Pg 11	3.5-10	Silver grey	50	2024 19 5
V-TEC L PG13 SGR	Pg 13.5	5-12	Silver grey	50	2024 20 9
V-TEC L PG16 SGR	Pg 16	7-14	Silver grey	25	2024 21 7
V-TEC L PG21 SGR	Pg 21	9-18	Silver grey	25	2024 22 5
V-TEC L PG29 SGR	Pg 29	14-25	Silver grey	20	2024 23 3
V-TEC L PG36 SGR	Pg 36	18-32	Silver grey	10	2024 24 1



Type	Thread	Sealing range D	Colour	Pack.	Item No.
		mm		pcs	

V-TEC PG7 LGR	Pg 7	2.5-6.5	Light grey	50	2024 70 5
V-TEC PG9 LGR	Pg 9	2.5-8	Light grey	50	2024 71 3
V-TEC PG11 LGR	Pg 11	3.5-10	Light grey	50	2024 72 1
V-TEC PG13 LGR	Pg 13.5	5-12	Light grey	50	2024 74 8
V-TEC PG16 LGR	Pg 16	7-14	Light grey	25	2024 75 6
V-TEC PG21 LGR	Pg 21	9-18	Light grey	25	2024 76 4
V-TEC PG29 LGR	Pg 29	14-25	Light grey	20	2024 77 2
V-TEC PG36 LGR	Pg 36	18-32	Light grey	10	2024 78 0
V-TEC PG42 LGR	Pg 42	24-38	Light grey	5	2024 79 9
V-TEC PG48 LGR	Pg 48	30-44	Light grey	5	2024 80 2



Type	Thread	Sealing range D	Colour	Pack.	Item No.
		mm		pcs	

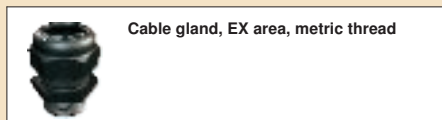
V-TEC PG7 SGR	Pg 7	2.5-6.5	Silver grey	50	2022 60 5
V-TEC PG9 SGR	Pg 9	2.5-8	Silver grey	50	2022 61 3
V-TEC PG11 SGR	Pg 11	3.5-10	Silver grey	50	2022 62 1
V-TEC PG13.5 SGR	Pg 13.5	5-12	Silver grey	50	2022 64 8
V-TEC PG16 SGR	Pg 16	7-14	Silver grey	25	2022 65 6
V-TEC PG21 SGR	Pg 21	9-18	Silver grey	25	2022 66 4
V-TEC PG29 SGR	Pg 29	14-25	Silver grey	20	2022 67 2
V-TEC PG36 SGR	Pg 36	18-32	Silver grey	10	2022 68 0
V-TEC PG42 SGR	Pg 42	24-38	Silver grey	5	2022 69 9
V-TEC PG48 SGR	Pg 48	30-44	Silver grey	5	2022 70 2



Type	Thread	Colour	Pack.	Item No.
			pcs	

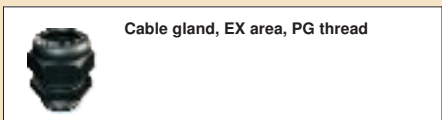
V-TEC PG7+ LGR	Pg 7	Light grey	50	2024 65 5
V-TEC PG9+ LGR	Pg 9	Light grey	50	2024 65 7
V-TEC PG11+ LGR	Pg 11	Light grey	50	2024 65 9
V-TEC PG13.5+LGR	Pg 13.5	Light grey	50	2024 66 1
V-TEC PG16+ LGR	Pg 16	Light grey	25	2024 66 3
V-TEC PG21+ LGR	Pg 21	Light grey	25	2024 66 5
V-TEC PG29+ LGR	Pg 29	Light grey	20	2024 66 7
V-TEC PG36+ LGR	Pg 36	Light grey	10	2024 66 9
V-TEC PG42+ LGR	Pg 42	Light grey	5	2024 67 1
V-TEC PG48+ LGR	Pg 48	Light grey	5	2024 67 3

Cap nut cable gland, EX area



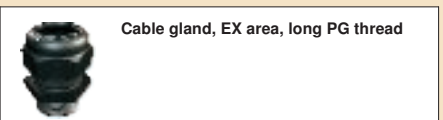
Type	Thread	Sealing range D	Colour	Pack.	Item No.
		mm		pcs	

VTEC EX M12 SW	M12 x 1,5	3.5-6.5	Black	50	2050 30 7
VTEC EX M16 SW	M16 x 1,5	5-8	Black	50	2050 31 5
VTEC EX M20 SW	M20 x 1,5	7-12	Black	50	2050 32 3
VTEC EX M25 SW	M25 x 1,5	12-18	Black	25	2050 33 1
VTEC EX M32 SW	M32 x 1,5	17-25	Black	20	2050 35 8
VTEC EX M40 SW	M40 x 1,5	21-32	Black	10	2050 36 6
VTEC EX M50 SW	M50 x 1,5	24-37	Black	5	2050 37 4
VTEC EX M63 SW	M63 x 1,5	30-44	Black	5	2050 38 2



Type	Thread	Sealing range D	Colour	Pack.	Item No.
		mm		pcs	

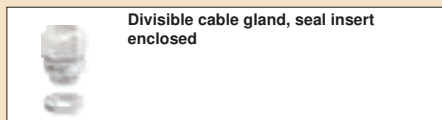
VTEC EX PG7 SW	Pg 7	3.5-6.5	Black	50	2050 00 5
VTEC EX PG9 SW	Pg 9	5-8	Black	50	2050 01 3
VTEC EX PG11 SW	Pg 11	4.5-10	Black	50	2050 02 1
VTEC EX PG13.5SW	Pg 13.5	6.5-12	Black	50	2050 04 8
VTEC EX PG16 SW	Pg 16	7-14	Black	25	2050 05 6
VTEC EX PG21 SW	Pg 21	12-18	Black	25	2050 06 4
VTEC EX PG29 SW	Pg 29	17-25	Black	20	2050 07 2
VTEC EX PG36 SW	Pg 36	17-25	Black	10	2050 08 0
VTEC EX PG42 SW	Pg 42	24-38	Black	5	2050 09 9
VTEC EX PG48 SW	Pg 48	30-44	Black	5	2050 10 2



Type	Thread	Sealing range D	Colour	Pack.	Item No.
		mm		pcs	

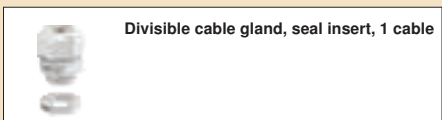
VTEC EXL PG9 SW	Pg 9	5-8	Black	50	2050 14 5
VTEC EXL PG11 SW	Pg 11	4.5-10	Black	50	2050 15 3
VTEC EXL PG13 SW	Pg 13.5	6.5-12	Black	50	2050 16 1
VTEC EXL PG16 SW	Pg 16	7-14	Black	25	2050 18 8
VTEC EXL PG21 SW	Pg 21	12-18	Black	25	2050 19 6

Cap nut cable gland, metric thread, divisible



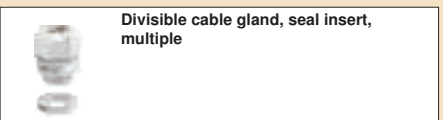
Type	Thread	Colour	Pack.	Item No.
			pcs	

V-TEC TB25	M25x1,5	Light grey	5	2024 91 0
------------	---------	------------	---	-----------



Type	Thread	Sealing range D	Colour	Pack.	Item No.
		mm		pcs	

V-TEC TB25 07-10	M25x1,5	7-10.5	Light grey	5	2024 91 3
V-TEC TB25 09-13	M25x1,5	9-13	Light grey	5	2024 91 6
V-TEC TB25 11-15	M25x1,5	11.5-15.5	Light grey	5	2024 91 9
V-TEC TB25 14-18	M25x1,5	14-18	Light grey	5	2024 92 2
V-TEC TB25 17-20	M25x1,5	17-20.5	Light grey	5	2024 92 5



Type	Thread	Colour	Pack.	Item No.
			pcs	

V-TEC TB25 3x9	M25x1,5	Light grey	5	2024 92 8
V-TEC TB25 4x8	M25x1,5	Light grey	5	2024 93 1

Cable gland, system accessories

Multiple sealing insert, metric					
Type	Number of drill holes	Colour	Pack. pcs	Item No.	
107 C VM 20 2x4	2	Black	50	2029 67 2	
107 C VM 20 4x5	4	Black	50	2029 67 5	
107 C VM 20 2x6	2	Black	50	2029 67 7	
107 C VM 25 5x4	5	Black	50	2029 67 9	
107 C VM 25 3x6	3	Black	50	2029 68 2	
107 C VM 25 2x6	2	Black	50	2029 68 5	
107 C VM 25 3x7	3	Black	50	2029 68 8	
107 C VM 25 2x8	2	Black	50	2029 69 0	
107 C VM 32 2x8	2	Black	25	2029 69 3	
107 C VM 32 4x8	4	Black	25	2029 69 6	

Multiple sealing insert, PG					
Type	Number of drill holes	Colour	Pack. pcs	Item No.	
107 C V 16 5x4	5	Black	50	2029 61 8	
107 C V 16 3x5	3	Black	50	2029 62 6	
107 C V 16 2x6	2	Black	50	2029 63 4	
107 C V 16 3x6	3	Black	50	2029 64 2	
107 C V 21 3x7	3	Black	25	2029 65 0	
107 C V 21 2x8	2	Black	25	2029 66 9	

Reducing sealing insert, metric					
Type	Thread	Pack. pcs	Item No.		
107CR VM 12	-	50	2029 56 0		
107CR VM 16	-	50	2029 56 3		
107CR VM 20	-	50	2029 56 6		
107CR VM 25	-	50	2029 56 9		
107CR VM 32	-	25	2029 57 2		
107CR VM 40	-	25	2029 57 5		
107CR VM 50	-	25	2029 57 8		
107CR VM 63	-	25	2029 58 1		

Dust protection plate, metric				
Type	Size mm	Pack. pcs	Item No.	
107 S VTEC M12	M12	100	2028 87 0	
107 S VTEC M16	M16	100	2028 87 3	
107 S VTEC M20	M20	100	2028 87 5	
107 S VTEC M25	M25	100	2028 87 7	
107 S VTEC M32	M32	100	2028 88 0	
107 S VTEC M40	M40	100	2028 88 3	
107 S VTEC M50	M50	100	2028 88 5	

Dust protection plate, PG				
Type	Size mm	Pack. pcs	Item No.	
107 S VTEC PG7	Pg 7	100	2028 89 1	
107 S VTEC PG9	Pg 9	100	2028 90 5	
107 S VTEC PG11	Pg 11	100	2028 91 3	
107 S VTEC PG13	Pg 13,5	100	2028 92 1	
107 S VTEC PG16	Pg 16	100	2028 94 8	
107 S VTEC PG21	Pg 21	100	2028 95 6	
107 S VTEC PG29	Pg 29	100	2028 96 4	
107 S VTEC PG36	Pg 36	100	2028 97 2	
107 S VTEC PG42	Pg 42	100	2028 98 0	
107 S VTEC PG48	Pg 48	100	2028 99 9	

Screw plug, metric and PG				
Type	Size	Pack. pcs	Item No.	
107VS VM 5 PA	für M12 / Pg9	50	2029 51 1	
107VS VM 9 PA	für M16 / Pg13,5	50	2029 51 4	
107VS VM 12 PA	für M20 / Pg16	50	2029 51 7	
107VS VM 16 PA	für M25 / Pg21	50	2029 52 0	
107VS VM 20 PA	für M32 / Pg29	25	2029 52 3	
107VS VM 27 PA	für M40 / Pg36	10	2029 52 9	
107VS VM 35 PA	für M50 / Pg42	5	2029 53 3	

Tools

Socket spanner attachment				
Type	Size	Pack. pcs	Item No.	
V-TEC ST15	M12	1	3010 23 6	
V-TEC ST20	M16	1	3010 24 4	
V-TEC ST24	M20	1	3010 25 2	
V-TEC ST29	M25	1	3010 26 0	

Ratchet set			
Type	Pack. pcs	Item No.	
V-TEC RA SET	1	3010 27 5	

Special tongs for cable glands			
Type	Pack. pcs	Item No.	
186	1	3010 10 4	

Parting pliers for divisible cable gland seal insert				
Type	Colour	Pack. pcs	Item No.	
V-TEC TBZ	Light grey	1	2024 90 0	

Cable gland systems, plastic

Cone cable gland, polyamide

Cable gland, metric thread						
Type	Thread	Sealing range D	Colour	Pack.	Item No.	
		mm		pcs		
106 M 12 PA	M12 x 1,5	3.5-6.5	Light grey	50	2035 41 3	
106 M 16 PA	M16 x 1,5	4.5-7	Light grey	50	2035 42 1	
106 M 20 PA	M20 x 1,5	9-13	Light grey	50	2035 44 8	
106 M 25 PA	M25 x 1,5	10-14	Light grey	50	2035 45 6	
106 M 32 PA	M32 x 1,5	18-25	Light grey	10	2035 46 4	
106 M 40 PA	M40 x 1,5	25-33	Light grey	10	2035 47 2	
106 M 50 PA	M50 x 1,5	30-38	Light grey	5	2035 48 0	
106 M 63 PA	M63 x 1,5	37-44	Light grey	5	2035 49 9	

Cable gland, PG thread						
Type	Thread	Sealing range D	Colour	Pack.	Item No.	
		mm		pcs		
106 VDE PG9 PA	Pg 9	4.5-7	Light grey	50	2036 51 7	
106 VDE PG11 PA	Pg 11	5.5-10	Light grey	50	2036 53 3	
106 VDE PG13 PA	Pg 13,5	9-13	Light grey	50	2036 57 6	
106 VDE PG16 PA	Pg 16	10-14	Light grey	50	2036 59 2	
106 VDE PG21 PA	Pg 21	14-18	Light grey	50	2036 61 4	

Cable gland, polystyrene

Cable gland, metric thread						
Type	Thread	Sealing range D	Colour	Pack.	Item No.	
		mm		pcs		
106 M12 PS	M12 x 1,5	3.5-6.5	Light grey	50	2035 31 6	
106 M16 PS	M16 x 1,5	4.5-7	Light grey	50	2035 32 4	
106 M 20 PS	M20 x 1,5	9-13	Light grey	50	2035 33 2	
106 M 25 PS	M25 x 1,5	10-14	Light grey	50	2035 34 0	
106 M 32 PS	M32 x 1,5	18-25	Light grey	10	2035 35 9	
106 M 40 PS	M40 x 1,5	25-33	Light grey	10	2035 36 7	
106 M 50 PS	M50 x 1,5	30-38	Light grey	5	2035 37 5	
106 M 63 PS	M63 x 1,5	37-44	Light grey	5	2035 38 3	

Cable gland, short metric thread						
Type	Thread	Sealing range D	Colour	Pack.	Item No.	
		mm		pcs		
106 K M20 PS	M20x1,5	9-13	Light grey	50	2038 07 2	

Cable gland, PG thread						
Type	Thread	Sealing range D	Colour	Pack.	Item No.	
		mm		pcs		
106 PG7	Pg 7	3.5-6.5	Light grey	50	2036 06 1	
106 PG9	Pg 9	4.5-7	Light grey	50	2036 09 6	
106 PG11	Pg 11	5.5-10	Light grey	50	2036 11 8	
106 PG13.5	Pg 13,5	9-13	Light grey	50	2036 13 4	
106 PG16	Pg 16	10-14	Light grey	50	2036 16 9	
106 PG21	Pg 21	14-18	Light grey	50	2036 21 5	
106 PG29	Pg 29	18-25	Light grey	10	2036 29 0	
106 PG36	Pg 36	25-33	Light grey	10	2036 36 3	
106 PG42	Pg 42	30-38	Light grey	5	2036 42 8	
106 PG48	Pg 48	37-44	Light grey	5	2036 48 7	

Cable gland, short PG thread						
Type	Thread	Sealing range D	Colour	Pack.	Item No.	
		mm		pcs		
106 K PG16 PS	Pg 16	10-14	Light grey	25	2038 04 8	

Reducing cone cable gland, PG thread						
Type	External thread	Internal thread	Sealing range D	Pack.	Item No.	
			mm	pcs		
106 R PG13-9 PS	Pg 13,5	Pg 9	4.5-7	50	2040 04 2	
106 R PG13-11 PS	Pg 13,5	Pg 11	5-10	50	2040 06 9	
106 R PG16-13 PS	Pg 16	Pg 13,5	9-13	25	2040 10 7	

Cable gland, special

Cable gland, PG strain relief						
Type	Thread	Sealing range D	Colour	Pack.	Item No.	
		mm		pcs		
106 Z PG9 PC	Pg 9	5-8	Light grey	50	2023 50 4	
106 Z PG11 PC	Pg 11	6-10	Light grey	50	2023 51 2	
106 Z PG13.5 PC	Pg 13,5	8-12	Light grey	50	2023 52 0	
106 Z PG16 PC	Pg 16	10-14	Light grey	25	2023 53 9	
106 Z PG21 PC	Pg 21	13-18	Light grey	25	2023 54 7	

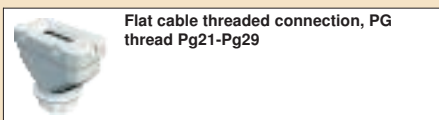
Twin gland, PG thread						
Type	Thread	Sealing range D	Colour	Pack.	Item No.	
		mm		pcs		
113 PG13.5 LGR	Pg 13,5	6.5-10.5	Light grey	5	2024 13 6	
113 PG16 LGR	Pg 16	6.5-10.5	Light grey	5	2024 16 0	

Twin gland, metric thread						
Type	Thread	Sealing range D	Colour	Pack.	Item No.	
		mm		pcs		
113 M20 LGR	M 20 x 1,5	6.5-10.5	Light grey	5	2024 06 3	

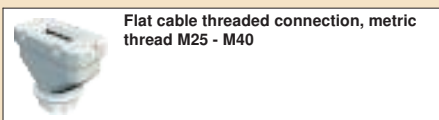
Flat cable threaded connection, metric thread M20						
Type	Thread	Dimension	Colour	Pack.	Item No.	
				pcs		
106 FL M20 8 19	M20	M20	Stone grey	50	2013 00 2	

Flat cable threaded connection, PG thread Pg16						
Type	Thread	Dimension	Colour	Pack.	Item No.	
				pcs		
106 FL 16 8 19	Pg 16	PG16	Stone grey	50	2012 75 8	

Cable gland, special

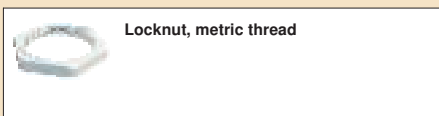


Type	Thread	Dimension	Colour	Pack.	Item No.
				pcs	
106 FL 21 6 30	Pg 21	PG21	Stone grey	25	2012 85 5
106 FL 21 8 33	Pg 21	PG21	Stone grey	25	2012 78 2
106 FL 21 9 22	Pg 21	PG21	Stone grey	25	2012 82 0
106 FL 21 9 39	Pg 21	PG21	Stone grey	25	2012 80 4
106 FL 21 10 29	Pg 21	PG21	Stone grey	25	2012 83 9
106 FL 21 10 31	Pg 21	PG21	Stone grey	25	2012 87 1
106 FL 21 12 35	Pg 21	PG21	Stone grey	25	2012 84 7
106 FL 21 14 40	Pg 21	PG21	Stone grey	25	2012 92 8
106 FL 29 14 40	Pg 29	PG29	Stone grey	15	2012 77 4

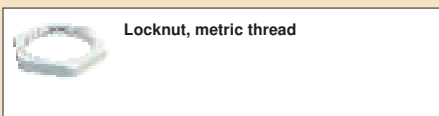


Type	Thread	Dimension	Colour	Pack.	Item No.
				pcs	
106 FL M25 6 30	M25	M25	Stone grey	25	2013 00 6
106 FL M25 8 33	M25	M25	Stone grey	25	2013 00 7
106 FL M25 9 22	M25	M25	Stone grey	25	2013 00 8
106 FL M25 9 39	M25	M25	Stone grey	25	2013 00 9
106 FL M25 10 29	M25	M25	Stone grey	25	2013 01 0
106 FL M25 10 31	M25	M25	Stone grey	25	2013 01 1
106 FL M25 12 35	M25	M25	Stone grey	25	2013 01 2
106 FL M25 14 40	M25	M25	Stone grey	25	2013 01 3
106 FL M32 6 30	M32	M32	Stone grey	15	2013 01 5
106 FL M32 8 33	M32	M32	Stone grey	15	2013 01 6
106 FL M32 9 22	M32	M32	Stone grey	15	2013 01 7
106 FL M32 9 39	M32	M32	Stone grey	15	2013 01 8
106 FL M32 10 29	M32	M32	Stone grey	15	2013 01 9
106 FL M32 10 31	M32	M32	Stone grey	15	2013 02 0
106 FL M32 12 35	M32	M32	Stone grey	15	2013 02 1
106 FL M32 14 40	M32	M32	Stone grey	15	2013 02 2
106 FL M40 6 30	M40	M40	Stone grey	15	2013 02 5
106 FL M40 8 33	M40	M40	Stone grey	15	2013 02 6
106 FL M40 9 22	M40	M40	Stone grey	15	2013 02 7
106 FL M40 9 39	M40	M40	Stone grey	15	2013 02 8
106 FL M40 10 29	M40	M40	Stone grey	15	2013 02 9
10 6FL M40 10 31	M40	M40	Stone grey	15	2013 03 0
106 FL M40 12 35	M40	M40	Stone grey	15	2013 03 1
106 FL M40 14 40	M40	M40	Stone grey	15	2013 03 2

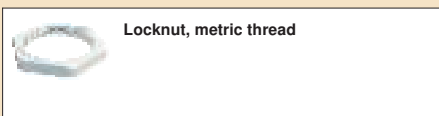
Locknuts, polyamide



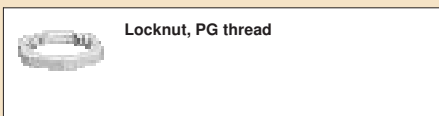
Type	Thread	Colour	Pack.	Item No.
			pcs	
116 M12 SGR PA	M12x1,5	Silver grey	100	2048 75 2
116 M16 SGR PA	M16x1,5	Silver grey	100	2048 76 0
116 M20 SGR PA	M20x1,5	Silver grey	100	2048 77 9
116 M25 SGR PA	M25x1,5	Silver grey	100	2048 78 7
116 M32 SGR PA	M32x1,5	Silver grey	50	2048 79 5
116 M40 SGR PA	M40x1,5	Silver grey	25	2048 80 9
116 M50 SGR PA	M50x1,5	Silver grey	25	2048 81 7
116 M63 SGR PA	M63x1,5	Silver grey	25	2048 82 5



Type	Thread	Colour	Pack.	Item No.
			pcs	
116 M12 LGR PA	M12x1,5	Light grey	100	2048 90 6
116 M16 LGR PA	M16x1,5	Light grey	100	2048 91 4
116 M20 LGR PA	M20x1,5	Light grey	100	2048 92 2
116 M25 LGR PA	M25x1,5	Light grey	100	2048 93 0
116 M32 LGR PA	M32x1,5	Light grey	50	2048 94 9
116 M40 LGR PA	M40x1,5	Light grey	25	2048 95 7
116 M50 LGR PA	M50x1,5	Light grey	25	2048 96 5
116 M63 LGR PA	M63x1,5	Light grey	25	2048 97 3



Type	Thread	Colour	Pack.	Item No.
			pcs	
116 M12 SW PA	M12x1,5	Black	100	2049 06 6
116 M16 SW PA	M16x1,5	Black	100	2049 07 4
116 M20 SW PA	M20x1,5	Black	100	2049 08 2
116 M25 SW PA	M25x1,5	Black	100	2049 09 0
116 M32 SW PA	M32x1,5	Black	50	2049 10 4
116 M40 SW PA	M40x1,5	Black	25	2049 11 2
116 M50 SW PA	M50x1,5	Black	25	2049 12 0
116 M63 SW PA	M63x1,5	Black	25	2049 13 9




Type	Thread	Colour	Pack.	Item No.
			pcs	
116 VDE PG7 PA	Pg 7	Light grey	100	2048 07 8
116 VDE PG 9 PA	Pg 9	Light grey	100	2048 09 4
116 VDE PG11 PA	Pg 11	Light grey	100	2048 11 6
116 VDE PG13.5PA	Pg 13,5	Light grey	100	2048 13 2
116 VDE PG16 PA	Pg 16	Light grey	100	2048 16 7
116 VDE PG21 PA	Pg 21	Light grey	100	2048 22 1
116 VDE PG29 PA	Pg 29	Light grey	50	2048 29 9
116 VDE PG36 PA	Pg 36	Light grey	25	2048 36 1
116 VDE PG42 PA	Pg 42	Light grey	25	2048 42 6
116 VDE PG48 PA	Pg 48	Light grey	25	2048 48 5

10_OBO_Gesamtkatalog_2014 / en / 06/05/2014 (LLEXP01702) / 06/05/2014

Cable gland systems, plastic


Locknuts, polystyrene

Locknut, metric thread



Type	Thread	Colour	Pack.	Item No.
			pcs	
116 M12 LGR PS	M12 x 1,5	Light grey	100	2049 50 3
116 M16 LGR PS	M16 x 1,5	Light grey	100	2049 51 1
116 M20 LGR PS	M20 x 1,5	Light grey	100	2049 53 8
116 M25 LGR PS	M25 x 1,5	Light grey	100	2049 54 6
116 M32 LGR PS	M32 x 1,5	Light grey	50	2049 55 4
116 M40 LGR PS	M40 x 1,5	Light grey	25	2049 56 2
116 M50 LGR PS	M50 x 1,5	Light grey	25	2049 57 0
116 M63 LGR PS	M63 x 1,5	Light grey	25	2049 58 9


Locknut, PG thread



Type	Thread	Colour	Pack.	Item No.
			pcs	
116 PG 7	Pg 7	Light grey	100	2043 07 6
116 PG 9	Pg 9	Light grey	100	2043 09 2
116 PG11	Pg 11	Light grey	100	2043 11 4
116 PG13.5	Pg 13.5	Light grey	100	2043 13 0
116 PG16	Pg 16	Light grey	100	2043 16 5
116 PG21	Pg 21	Light grey	100	2043 21 1
116 PG29	Pg 29	Light grey	50	2043 29 7
116 PG36	Pg 36	Light grey	25	2043 35 1
116 PG42	Pg 42	Light grey	25	2043 42 4
116 PG48	Pg 48	Light grey	25	2043 48 3


Cable gland, system accessories

Screw plug, metric thread




Type	Thread	Colour	Pack.	Item No.
			pcs	
108 M12 PS	M12 x 1,5	Light grey	100	2033 00 3
108 M16 PS	M16 x 1,5	Light grey	100	2033 00 7
108 M20 PS	M20 x 1,5	Light grey	100	2033 01 1
108 M25 PS	M25 x 1,5	Light grey	100	2033 01 6
108 M32 PS	M32 x 1,5	Light grey	50	2033 02 1
108 M40 PS	M40 x 1,5	Light grey	25	2033 02 6
108 M50 PS	M50 x 1,5	Light grey	25	2033 03 2
108 M63 PS	M63 x 1,5	Light grey	25	2033 03 8

Screw plug, PG thread




Type	Thread	Colour	Pack.	Item No.
			pcs	
108 PG 7	Pg 7	Light grey	100	2033 07 0
108 PG 9	Pg 9	Light grey	100	2033 09 7
108 PG11	Pg 11	Light grey	100	2033 11 9
108 PG13.5	Pg 13.5	Light grey	100	2033 13 5
108 PG16	Pg 16	Light grey	100	2033 15 1
108 PG21	Pg 21	Light grey	100	2033 21 6
108 PG29	Pg 29	Light grey	50	2033 29 1
108 PG36	Pg 36	Light grey	25	2033 36 4
108 PG42	Pg 42	Light grey	25	2033 42 9
108 PG48	Pg 48	Light grey	25	2033 48 8

Pressure screw, PG thread




Type	Thread	Colour	Pack.	Item No.
			pcs	
107 E PG7 PS	Pg 7	Light grey	100	2025 07 8
107 E PG9 PS	Pg 9	Light grey	100	2025 09 4
107 E PG11 PS	Pg 11	Light grey	100	2025 11 6
107 E PG13.5 PS	Pg 13.5	Light grey	100	2025 13 2
107 E PG16 PS	Pg 16	Light grey	100	2025 16 7
107 E PG21 PS	Pg 21	Light grey	50	2025 21 3
107 E PG29 PS	Pg 29	Light grey	25	2025 29 9
107 E PG36 PS	Pg 36	Light grey	25	2025 36 1
107 E PG42 PS	Pg 42	Light grey	10	2025 42 6
107 E PG48 PS	Pg 48	Light grey	10	2025 48 5

Pressure screw, PG thread




Type	Thread	Colour	Pack.	Item No.
			pcs	
107 E PG11 PA	Pg 11	Light grey	100	2025 53 1
107 E PG13.5 PA	Pg 13.5	Light grey	100	2025 56 6
107 E PG21 PA	Pg 21	Light grey	50	2025 60 4
107 E PG36 PA	Pg 36	Light grey	25	2025 64 7

Pressure screw, PG strain relief




Type	Thread	Colour	Pack.	Item No.
			pcs	
107 Z PG 9 PA	Pg 9	Light grey	100	2023 09 1
107 Z PG11 PA	Pg 11	Light grey	100	2023 11 3
107 Z PG13.5 PA	Pg 13.5	Light grey	100	2023 12 1
107 Z PG16 PA	Pg 16	Light grey	50	2023 16 4
107 Z PG21 PA	Pg 21	Light grey	25	2023 21 0
107 Z PG29 PA	Pg 29	Light grey	25	2023 29 6

Reduction, metric thread




Type	External thread	Internal thread	Colour	Pack.	Item No.
				pcs	
107 R M20-12 PA	M20	M12	Light grey	100	2030 61 6
107 R M20-16 PA	M20	M16	Light grey	100	2030 61 9
107 R M25-12 PA	M25	M12	Light grey	100	2030 62 4
107 R M25-16 PA	M25	M16	Light grey	100	2030 62 6
107 R M25-20 PA	M25	M20	Light grey	100	2030 62 8
107 R M32-12 PA	M32	M12	Light grey	50	2030 63 2
107 R M32-16 PA	M32	M16	Light grey	50	2030 63 4
107 R M32-20 PA	M32	M20	Light grey	50	2030 63 7
107 R M32-25 PA	M32	M25	Light grey	50	2030 64 0
107 R M40-16 PA	M40	M16	Light grey	50	2030 64 3
107 R M40-20 PA	M40	M20	Light grey	50	2030 64 6
107 R M40-25 PA	M40	M25	Light grey	50	2030 64 9
107 R M40-32 PA	M40	M32	Light grey	50	2030 65 2
107 R M50-20 PA	M50	M20	Light grey	25	2030 65 5
107 R M50-25 PA	M50	M25	Light grey	25	2030 65 9
107 R M50-32 PA	M50	M32	Light grey	25	2030 66 1
107 R M50-40 PA	M50	M40	Light grey	25	2030 66 4
107 R M63-25 PA	M63	M25	Light grey	25	2030 66 7
107 R M63-32 PA	M63	M32	Light grey	25	2030 67 0
107 R M63-40 PA	M63	M40	Light grey	25	2030 67 3
107 R M63-50 PA	M63	M50	Light grey	25	2030 67 5


Cable gland, system accessories

 **Reduction, PG thread**


Type	External thread	Internal thread	Colour	Pack.	Item No.
				pcs	
107 R PG11- 7 PA	Pg 11	Pg 7	Light grey	50	2030 70 5
107 R PG13- 9 PA	Pg 13,5	Pg 9	Light grey	50	2030 71 3
107 R PG16- 9 PA	Pg 16	Pg 9	Light grey	50	2030 74 8
107 R PG16-11 PA	Pg 16	Pg 11	Light grey	50	2030 75 6
107 R PG21-11 PA	Pg 21	Pg 11	Light grey	50	2030 76 4
107 R PG21-13 PA	Pg 21	Pg 13,5	Light grey	50	2030 77 2
107 R PG21-16 PA	Pg 21	Pg 16	Light grey	50	2030 78 0
107 R PG29-16 PA	Pg 29	Pg 16	Light grey	50	2030 79 9
107 R PG29-21 PA	Pg 29	Pg 21	Light grey	25	2030 80 2
107 R PG36-21 PA	Pg 36	Pg 21	Light grey	25	2030 82 9
107 R PG36-29 PA	Pg 36	Pg 29	Light grey	25	2030 81 0
107 R PG42-29 PA	Pg 42	Pg 29	Light grey	25	2030 83 7

 **Intermediate expansion connector, metric thread**


Type	External thread	Internal thread	Colour	Pack.	Item No.
				pcs	
107 E M 12-16 PA	M12	M16	Light grey	50	2031 45 0
107 E M 16-20 PA	M16	M20	Light grey	50	2031 45 1
107 E M 20-25 PA	M20	M25	Light grey	50	2031 45 2
107 E M 25-32 PA	M25	M32	Light grey	50	2031 45 3
107 E M 32-40 PA	M32	M40	Light grey	25	2031 45 4

 **Adapter PG-M**


Type	External thread	Internal thread	Colour	Pack.	Item No.
				pcs	
107 ADA PG7-M12	PG7	M12	Light grey	20	2031 46 5
107 ADA PG9-M12	PG9	M12	Light grey	20	2031 46 6
107 ADA PG11-M16	PG11	M16	Light grey	20	2031 46 7
107 ADA PG13-M20	PG13,5	M20	Light grey	20	2031 46 8
107 ADA PG16-M20	PG16	M20	Light grey	20	2031 46 9
107 ADA PG21-M25	PG21	M25	Light grey	10	2031 47 0
107 ADA PG29-M32	PG29	M32	Light grey	10	2031 47 1

 **90° elbow socket, PG thread**


Type	External thread	Colour	Pack.	Item No.
			pcs	
107 W PG 9 PA	Pg 9	Light grey	10	2029 90 1
107 W PG11 PA	Pg 11	Light grey	10	2029 92 8
107 W PG13.5 PA	Pg 13,5	Light grey	10	2029 93 6
107 W PG16 PA	Pg 16	Light grey	10	2029 94 4
107 W PG21 PA	Pg 21	Light grey	10	2029 95 2

 **Screw-in nipple, metric thread**


Type	Thread	Colour	Pack.	Item No.
			pcs	
90 M12 OF	M12 x 1,5	Light grey	100	2032 00 7
90 M16 OF	M16 x 1,5	Light grey	100	2032 01 1
90 M20 OF	M20 x 1,5	Light grey	100	2032 01 5
90 M25 OF	M25 x 1,5	Light grey	50	2032 01 9
90 M32 OF	M32 x 1,5	Light grey	25	2032 02 3
90 M40 OF	M40 x 1,5	Light grey	10	2032 03 1

 **Screw-in nipple, metric thread**


Type	Thread	Colour	Pack.	Item No.
			pcs	
90 M12 GE	M12 x 1,5	Light grey	100	2032 37 8
90 M16 GE	M16 x 1,5	Light grey	100	2032 38 0
90 M20 GE	M20 x 1,5	Light grey	100	2032 38 2
90 M25 GE	M25 x 1,5	Light grey	50	2032 38 4
90 M32 GE	M32 x 1,5	Light grey	25	2032 38 6
90 M40 GE	M40 x 1,5	Light grey	10	2032 38 8

 **Screw-in nipple, PG thread with opening**


Type	Thread	Colour	Pack.	Item No.
			pcs	
90 PG11 OF	Pg 11	Light grey	100	2032 11 2
90 PG13.5 OF	Pg 13,5	Light grey	100	2032 13 9
90 PG16 OF	Pg 16	Light grey	100	2032 16 3
90 PG21 OF	Pg 21	Light grey	50	2032 20 1

 **Screw-in nipple, PG thread with perforation membrane**


Type	Thread	Colour	Pack.	Item No.
			pcs	
90 PG 9 DSMB	Pg 9	Light grey	100	2032 50 3
90 PG11 DSMB	Pg 11	Light grey	100	2032 51 1
90 PG13.5 DSMB	Pg 13,5	Light grey	100	2032 53 8
90 PG16 DSMB	Pg 16	Light grey	100	2032 54 6
90 PG21 DSMB	Pg 21	Light grey	50	2032 55 4
90 PG29 DSMB	Pg 29	Light grey	25	2032 56 2

 **Cutting ring**


Type	Size	Pack.	Item No.
	mm	pcs	
107 B PG9	Pg 9	100	2029 10 3
107 B PG11	Pg 11	100	2029 11 1
107 B PG13.5	Pg 13,5	100	2029 13 8
107 B PG16	Pg 16	100	2029 16 2
107 B PG21	Pg 21	100	2029 21 9
107 B PG29	Pg 29	100	2029 29 4
107 B PG36	Pg 36	50	2029 36 7
107 B PG42	Pg 42	50	2029 42 1
107 B PG48	Pg 48	50	2029 48 0

 **Connection thread sealing ring, metric**

Type	Size	Pack.	Item No.
	mm	pcs	
107 F M12 PE	M12	100	2030 00 4
107 F M16 PE	M16	100	2030 00 8
107 F M20 PE	M20	100	2030 01 2
107 F M25 PE	M25	100	2030 01 6
107 F M32 PE	M32	100	2030 02 0
107 F M40 PE	M40	100	2030 02 4
107 F M50 PE	M50	100	2030 02 8
107 F M63 PE	M63	100	2030 03 2

 **Connection thread sealing ring, metric**


Type	Size	Pack.	Item No.
	mm	pcs	
170 M16	M16	100	2088 42 8
170 M20	M20	100	2088 43 6
170 M25	M25	100	2088 44 4
170 M32	M32	100	2088 45 2
170 M40	M40	50	2088 46 0
170 M50	M50	50	2088 47 9

 **Connection thread sealing ring, PG**


Type	Size	Pack.	Item No.
	mm	pcs	
107 F PG7 PE	Pg 7	100	2030 07 1
107 F PG9 PE	Pg 9	100	2030 09 8
107 F PG11 PE	Pg 11	100	2030 10 1
107 F PG13.5 PE	Pg 13,5	100	2030 13 6
107 F PG16 PE	Pg 16	100	2030 16 0
107 F PG21 PE	Pg 21	100	2030 21 7
107 F PG29 PE	Pg 29	100	2030 29 2
107 F PG36 PE	Pg 36	100	2030 36 5
107 F PG42 PE	Pg 42	100	2030 41 1
107 F PG48 PE	Pg 48	100	2030 48 9

Cable gland systems, plastic


Cable gland, system accessories

 **O sealing ring for metric connection thread**


Type	Size	Pack.	Item No.
	mm	pcs	
171 M12	M12	100	2088 70 3
171 M16	M16	100	2088 71 1
171 M20	M20	100	2088 73 8
171 M25	M25	100	2088 74 6
171 M32	M32	100	2088 75 4
171 M40	M40	50	2088 76 2
171 M50	M50	50	2088 77 0
171 M63	M63	25	2088 78 9

 **O sealing ring for PG connection thread**


Type	Size	Pack.	Item No.
	mm	pcs	
171 PG 9	Pg 9	100	2088 81 9
171 PG11	Pg 11	100	2088 82 7
171 PG13.5	Pg 13.5	100	2088 83 5
171 PG16	Pg 16	100	2088 84 3
171 PG21	Pg 21	100	2088 85 1
171 PG29	Pg 29	100	2088 87 8
171 PG36	Pg 36	50	2088 88 6
171 PG42	Pg 42	50	2088 89 4

 **Dust protection plate, metric**


Type	Size	Pack.	Item No.
	mm	pcs	
107 S VTEC M12	M12	100	2028 87 0
107 S VTEC M16	M16	100	2028 87 3
107 S VTEC M20	M20	100	2028 87 5
107 S VTEC M25	M25	100	2028 87 7
107 S VTEC M32	M32	100	2028 88 0
107 S VTEC M40	M40	100	2028 88 3
107 S VTEC M50	M50	100	2028 88 5

 **Dust protection plate, PG**


Type	Size	Pack.	Item No.
	mm	pcs	
107 S VTEC PG7	Pg 7	100	2028 89 1
107 S VTEC PG9	Pg 9	100	2028 90 5
107 S VTEC PG11	Pg 11	100	2028 91 3
107 S VTEC PG13	Pg 13,5	100	2028 92 1
107 S VTEC PG16	Pg 16	100	2028 94 8
107 S VTEC PG21	Pg 21	100	2028 95 6
107 S VTEC PG29	Pg 29	100	2028 96 4
107 S VTEC PG36	Pg 36	100	2028 97 2
107 S VTEC PG42	Pg 42	100	2028 98 0
107 S VTEC PG48	Pg 48	100	2028 99 9

 **Sealing plate, PG**

Type	Thread	Pack.	Item No.
		pcs	
107 V PG 7 PVC	Pg 7	100	2029 70 7
107 V PG 9 PVC	Pg 9	100	2029 71 5
107 V PG11 PVC	Pg 11	100	2029 72 3
107 V PG13.5 PVC	Pg 13,5	100	2029 73 1
107 V PG16 PVC	Pg 16	100	2029 75 8
107 V PG21 PVC	Pg 21	100	2029 76 6
107 V PG29 PVC	Pg 29	100	2029 77 4

 **Electrical insulating and sealing compound**

Type	Colour	Pack.	Item No.
		pcs	
115 GR-GN	Natural	10	2340 03 8





Cable gland systems,
brass



Cap nut cable gland

Cable gland, metric thread				
Type	Thread		Pack.	Item No.
			pcs	
V-TEC VM12 MS	M12 x 1,5		50	2086 01 8
V-TEC VM16 MS	M16 x 1,5		50	2086 02 4
V-TEC VM20 MS	M20 x 1,5		25	2086 03 0
V-TEC VM25 MS	M25 x 1,5		25	2086 03 6
V-TEC VM32 MS	M32 x 1,5		20	2086 04 2
V-TEC VM40 MS	M40 x 1,5		5	2086 04 8
V-TEC VM50 MS	M50 x 1,5		5	2086 05 4
V-TEC VM63 MS	M63 x 1,5		5	2086 06 0

Cable gland, long metric thread				
Type	Thread		Pack.	Item No.
			pcs	
V-TEC VM LM12 MS	M12 x 1,5		50	2086 11 1
V-TEC VM LM16 MS	M16 x 1,5		50	2086 11 7
V-TEC VM LM20 MS	M20 x 1,5		25	2086 12 3
V-TEC VM LM25 MS	M25 x 1,5		25	2086 12 9
V-TEC VM LM32 MS	M32 x 1,5		10	2086 13 5
V-TEC VM LM40 MS	M40 x 1,5		5	2086 14 1
V-TEC VM LM50 MS	M50 x 1,5		5	2086 14 7
V-TEC VM LM63 MS	M63 x 1,5		5	2086 15 3
V-TEC VM LM75MS1	M75 x 1,5		3	2086 15 6
V-TEC VM LM75MS2	M75 x 1,5		3	2086 15 9

Cable gland, PG thread				
Type	Thread		Pack.	Item No.
			pcs	
V-TEC PG7 MS	Pg 7		50	2085 60 7
V-TEC PG9 MS	Pg 9		50	2085 61 5
V-TEC PG11 MS	Pg 11		50	2085 62 3
V-TEC PG13 MS	Pg 13,5		50	2085 63 1
V-TEC PG16 MS	Pg 16		25	2085 65 8
V-TEC PG21 MS	Pg 21		25	2085 66 6
V-TEC PG29 MS	Pg 29		20	2085 67 4
V-TEC PG36 MS	Pg 36		10	2085 68 2
V-TEC PG42 MS	Pg 42		5	2085 69 0
V-TEC PG48 MS	Pg 48		5	2085 70 4

Cable gland, long PG thread				
Type	Thread		Pack.	Item No.
			pcs	
V-TEC L PG9 MS	Pg 9		50	2085 73 9
V-TEC L PG11 MS	Pg 11		50	2085 74 7
V-TEC L PG13 MS	Pg 13,5		50	2085 75 5
V-TEC L PG16 MS	Pg 16		25	2085 76 3
V-TEC L PG21 MS	Pg 21		25	2085 77 1
V-TEC L PG29 MS	Pg 29		10	2085 79 8
V-TEC L PG48 MS	Pg 48		5	2085 83 6

Cable gland, EMC, metric				
Type	Thread		Pack.	Item No.
			pcs	
V-TEC VM12 EMV	M12 x 1,5		50	2086 20 3
V-TEC VM16 EMV	M16 x 1,5		50	2086 20 7
V-TEC VM20 EMV	M20 x 1,5		25	2086 21 1
V-TEC VM25 EMV	M25 x 1,5		25	2086 21 5
V-TEC VM32 EMV	M32 x 1,5		20	2086 21 9
V-TEC VM40 EMV	M40 x 1,5		5	2086 22 3
V-TEC VM50 EMV	M50 x 1,5		5	2086 22 7
V-TEC VM63 EMV	M63 x 1,5		5	2086 23 1

Cable gland, EMC spring contact, metric				
Type	Thread		Pack.	Item No.
			pcs	
V-TEC VM16 EMV-K	M16x1,5		50	2086 16 5
V-TEC VM20 EMV-K	M20x1,5		25	2086 16 9
V-TEC VM25 EMV-K	M25x1,5		25	2086 17 3
V-TEC VM32 EMV-K	M32x1,5		20	2086 17 7
V-TEC VM40 EMV-K	M40x1,5		5	2086 18 1
V-TEC VM50 EMV-K	M50x1,5		5	2086 18 5
V-TEC VM63 EMV-K	M63x1,5		5	2086 18 9

Cone cable gland

Cable gland, metric thread				
Type	Thread		Pack.	Item No.
			pcs	
160 MS M12	M12 x 1,5		50	2079 80 1
160 MS M16	M16 x 1,5		50	2079 82 8
160 MS M20	M20 x 1,5		50	2079 83 6
160 MS M25	M25 x 1,5		25	2079 84 4
160 MS M32	M32 x 1,5		25	2079 85 2
160 MS M40	M40 x 1,5		10	2079 86 0
160 MS M50	M50 x 1,5		10	2079 87 9
160 MS M63	M63 x 1,5		5	2079 88 7

Cable gland, PG thread				
Type	Thread		Pack.	Item No.
			pcs	
160 MS PG 7	Pg 7		50	2080 07 9
160 MS PG 9	Pg 9		50	2080 09 5
160 MS PG11	Pg 11		25	2080 11 7
160 MS PG13,5	Pg 13,5		50	2080 13 3
160 MS PG16	Pg 16		25	2080 16 8
160 MS PG21	Pg 21		25	2080 21 4
160 MS PG29	Pg 29		10	2080 28 1
160 MS PG36	Pg 36		10	2080 36 2
160 MS PG42	Pg 42		5	2080 42 7
160 MS PG48	Pg 48		5	2080 48 6

Cable gland, PG cutting ring				
Type	Thread		Pack.	Item No.
			pcs	
161 MS PG21	Pg 21		25	2080 56 7

Cable gland, M cutting ring				
Type	Thread		Pack.	Item No.
			pcs	
162 MS M16	M16 x 1,5		50	2083 71 2
162 MS M20	M20 x 1,5		25	2083 71 6
162 MS M25	M25 x 1,5		25	2083 72 0
162 MS M32	M32 x 1,5		10	2083 72 4
162 MS M40	M40 x 1,5		10	2083 72 8
162 MS M50	M50 x 1,5		5	2083 73 2
162 MS M63	M63 x 1,5		5	2083 73 6

Cable gland, PG cutting ring				
Type	Thread		Pack.	Item No.
			pcs	
162 MS PG 9	Pg 9		50	2082 51 9
162 MS PG11	Pg 11		50	2082 50 0
162 MS PG13,5	Pg 13,5		50	2082 52 7
162 MS PG16	Pg 16		25	2082 54 3
162 MS PG21	Pg 21		25	2082 57 8
162 MS PG29	Pg 29		10	2082 59 4
162 MS PG36	Pg 36		10	2082 61 6

Cable gland, small sealing ring, M				
Type	Thread		Pack.	Item No.
			pcs	
163 MS M12	M12 x 1,5		50	2083 61 2
163 MS M16	M16 x 1,5		50	2083 62 0
163 MS M20	M20 x 1,5		25	2083 63 9
163 MS M25	M25 x 1,5		25	2083 64 7
163 MS M32	M32 x 1,5		10	2083 65 5
163 MS M40	M40 x 1,5		10	2083 66 3
163 MS M50	M50 x 1,5		5	2083 67 1
163 MS M63	M63 x 1,5		5	2083 69 8

Cable gland systems, brass

Cone cable gland

Cable gland, small sealing ring, PG				
Type	Thread		Pack.	Item No.
			pcs	
163 MS PG 7	Pg 7		50	2082 07 1
163 MS PG 9	Pg 9		50	2082 09 8
163 MS PG11	Pg 11		25	2082 10 1
163 MS PG13.5	Pg 13,5		25	2082 13 6
163 MS PG16	Pg 16		25	2082 16 0
163 MS PG21	Pg 21		25	2082 21 7
163 MS PG29	Pg 29		10	2082 29 2
163 MS PG36	Pg 36		10	2082 36 5
163 MS PG42	Pg 42		5	2082 41 1
163 MS PG48	Pg 48		5	2082 48 9

Cable gland, long PG thread				
Type	Thread		Pack.	Item No.
			pcs	
163 L MS PG 9	Pg 9		50	2083 09 4
163 L MS PG11	Pg 11		50	2083 11 6
163 L MS PG13	Pg 13,5		50	2083 13 2
163 L MS PG16	Pg 16		25	2083 16 7
163 L MS PG21	Pg 21		25	2083 21 3
163 L MS PG29	Pg 29		10	2083 29 9

Cable gland, PG strain relief				
Type	Thread		Pack.	Item No.
			pcs	
159 MS PG 7	Pg 7		50	2046 07 5
159 MS PG 9	Pg 9		50	2046 09 1
159 MS PG11	Pg 11		50	2046 11 3
159 MS PG13.5	Pg 13,5		50	2046 12 1
159 MS PG16	Pg 16		25	2046 16 4
159 MS PG21	Pg 21		25	2046 21 0
159 MS PG29	Pg 29		10	2046 29 6
159 MS PG36	Pg 36		5	2046 36 9
159 MS PG42	Pg 42		5	2046 42 3
159 MS PG48	Pg 48		4	2046 48 2

Locknuts

Locknut, metric thread				
Type	Thread		Pack.	Item No.
			pcs	
169 MS M12	M12 x 1,5		100	2091 60 7
169 MS M16	M16 x 1,5		100	2091 61 5
169 MS M20	M20 x 1,5		100	2091 62 3
169 MS M25	M25 x 1,5		100	2091 63 1
169 MS M32	M32 x 1,5		100	2091 65 8
169 MS M40	M40 x 1,5		50	2091 66 6
169 MS M50	M50 x 1,5		50	2091 67 4
169 MS M63	M63 x 1,5		25	2091 68 2
169 MS M75	M75 x 1,5		3	2091 68 5

Locknut, metric thread with cutting teeth				
Type	Thread		Pack.	Item No.
			pcs	
169 MSS M12	M 12x1,5		50	2091 70 5
169 MSS M16	M 16x1,5		50	2091 70 9
169 MSS M20	M 20x1,5		50	2091 71 3
169 MSS M25	M 25x1,5		50	2091 71 7
169 MSS M32	M 32x1,5		50	2091 72 1
169 MSS M40	M 40x1,5		25	2091 72 5
169 MSS M50	M 50x1,5		25	2091 72 9
169 MSS M63	M 63x1,5		25	2091 73 3

Locknut, PG thread				
Type	Thread		Pack.	Item No.
			pcs	
169 MS PG 7	Pg 7		100	2091 07 0
169 MS PG 9	Pg 9		100	2091 09 7
169 MS PG11	Pg 11		100	2091 11 9
169 MS PG13.5	Pg 13,5		100	2091 13 5
169 MS PG16	Pg 16		100	2091 15 1
169 MS PG21	Pg 21		100	2091 21 6
169 MS PG29	Pg 29		100	2091 29 1
169 MS PG36	Pg 36		50	2091 36 4
169 MS PG42	Pg 42		50	2091 42 9
169 MS PG48	Pg 48		25	2091 48 8

Cable gland, system accessories

Screw plug, metric thread				
Type	Thread		Pack.	Item No.
			pcs	
168 MS M12	M12 x 1,5		100	2090 51 1
168 MS M16	M16 x 1,5		100	2090 53 8
168 MS M20	M20 x 1,5		100	2090 54 6
168 MS M25	M25 x 1,5		50	2090 55 4
168 MS M32	M32 x 1,5		50	2090 56 2
168 MS M40	M40 x 1,5		50	2090 57 0
168 MS M50	M50 x 1,5		25	2090 58 9
168 MS M63	M63 x 1,5		25	2090 59 7

Screw plug, PG thread				
Type	Thread		Pack.	Item No.
			pcs	
168 MS PG 7	Pg 7		100	2090 07 4
168 MS PG 9	Pg 9		100	2090 09 0
168 MS PG11	Pg 11		100	2090 11 2
168 MS PG13	Pg 13,5		100	2090 13 9
168 MS PG16	Pg 16		100	2090 16 3
168 MS PG21	Pg 21		50	2090 20 1
168 MS PG29	Pg 29		50	2090 29 5
168 MS PG36	Pg 36		50	2090 36 8
168 MS PG42	Pg 42		25	2090 42 2
168 MS PG48	Pg 48		25	2090 48 1

Pressure screw, PG thread				
Type	Thread		Pack.	Item No.
			pcs	
164 MS PG11	Pg 11		100	2084 11 2
164 MS PG13	Pg 13,5		100	2084 13 9
164 MS PG16	Pg 16		100	2084 16 3
164 MS PG21	Pg 21		50	2084 20 1

Pressure screw, PG strain relief				
Type	Thread	Clamping range	Pack.	Item No.
		mm	pcs	
157 MS PG 7	Pg 7	6-7,5	100	2013 06 1
157 MS PG 9	Pg 9	7-9,5	100	2013 09 6
157 MS PG11	Pg 11	8,5-11,5	100	2013 11 8
157 MS PG13.5	Pg 13,5	10-13,5	100	2013 13 4
157 MS PG16	Pg 16	11-15,5	50	2013 16 9
157 MS PG21	Pg 21	14-20,5	50	2013 21 5
157 MS PG29	Pg 29	20-29	25	2013 29 0

Expansion piece, metric thread				
Type	External thread		Pack.	Item No.
			pcs	
165 ADA M12-16	M12		50	2088 28 0
165 ADA M16-20	M16		50	2088 28 1
165 ADA M20-25	M20		50	2088 28 2
165 ADA M25-32	M25		50	2088 28 3
165 ADA M32-40	M32		25	2088 28 4
165 ADA M40-50	M40		10	2088 28 5
165 ADA M 50-63	M50		5	2088 28 6

Cable gland, system accessories

Reduction, metric thread				
Type	External thread	Pack.	Item No.	
		pcs		
167 R MS M16-12	M16	50	2089 50 5	
167 R MS M20-12	M20	50	2089 51 3	
167 R MS M20-16	M20	50	2089 52 1	
167 R MS M25-16	M25	50	2089 54 8	
167 R MS M25-20	M25	50	2089 55 6	
167 R MS M32-20	M32	50	2089 56 4	
167 R MS M32-25	M32	50	2089 57 2	
167 R MS M40-25	M40	25	2089 58 0	
167 R MS M40-32	M40	25	2089 59 9	
167 R MS M50-32	M50	25	2089 60 2	
167 R MS M50-40	M50	25	2089 61 0	
167 R MS M63-40	M63	10	2089 62 9	
167 R MS M63-50	M63	10	2089 63 7	

Reduction, PG thread				
Type	External thread	Pack.	Item No.	
		pcs		
167 R MS PG9-7	Pg 9	50	2089 02 5	
167 R MS PG11-7	Pg 11	50	2089 04 1	
167 R MS PG11-9	Pg 11	50	2089 07 6	
167 R MS PG13-7	Pg 13,5	50	2089 09 2	
167 R MS PG13-9	Pg 13,5	50	2089 11 4	
167 R MS PG13-11	Pg 13,5	50	2089 13 0	
167 R MS PG16-9	Pg 16	50	2089 15 7	
167 R MS PG16-11	Pg 16	50	2089 17 3	
167 R MS PG16-13	Pg 16	50	2089 20 3	
167 R MS PG21-11	Pg 21	50	2089 23 8	
167 R MS PG21-13	Pg 21	50	2089 25 4	
167 R MS PG21-16	Pg 21	50	2089 27 0	
167 R MS PG29-16	Pg 29	50	2089 29 7	
167 R MS PG29-21	Pg 29	50	2089 31 9	
167 R MS PG36-21	Pg 36	25	2089 33 5	
167 R MS PG36-29	Pg 36	25	2089 35 1	
167 R MS PG42-36	Pg 42	25	2089 40 8	
167 R MS PG48-36	Pg 48	25	2089 42 4	
167 R MS PG48-42	Pg 48	25	2089 44 0	

Adapter expansion M - PG				
Type	External thread	Pack.	Item No.	
		pcs		
165 ADA M12-PG7	M12	20	2088 30 1	
165 ADA M16-PG9	M16	20	2088 31 2	
165 ADA M16-PG11	M16	20	2088 30 2	
165 ADA M20-PG11	M20	20	2088 31 6	
165 ADA M20-PG13	M20	20	2088 30 3	
165 ADA M20-PG16	—	20	2088 31 8	
165 ADA M25-PG16	M25	20	2088 30 4	
165 ADA M25-PG21	M25	20	2088 32 4	
165 ADA M32-PG29	M32	10	2088 33 0	
165 ADA M40-PG29	M40	10	2088 30 6	
165 ADA M50-PG42	M50	10	2088 30 7	
165 ADA M63-PG48	M63	4	2088 34 8	

Adapter reduction M - PG				
Type	External thread	Pack.	Item No.	
		pcs		
165 ADA M16-PG7	M16	20	2088 31 0	
165 ADA M20-PG9	M20	20	2088 31 4	
165 ADA M25-PG11	M25	20	2088 32 0	
165 ADA M25-PG13	M25	20	2088 32 2	
165 ADA M32-PG16	M32	10	2088 32 8	
165 ADA M32-PG21	M32	10	2088 30 5	
165 ADA M40-PG21	M40	10	2088 33 4	
165 ADA M50-PG29	M50	5	2088 34 0	
165 ADA M63-PG36	M63	5	2088 34 4	
165 ADA M63-PG42	M63	5	2088 34 6	

Adapter expansion PG - M				
Type	External thread	Pack.	Item No.	
		pcs		
165 ADA PG9-M16	PG9	20	2088 29 1	
165 ADA PG11-M16	PG11	20	2088 29 2	
165 ADA PG13-M20	PG13,5	20	2088 29 3	
165 ADA PG16-M20	PG16	20	2088 29 4	
165 ADA PG16-M25	PG16	20	2088 29 5	
165 ADA PG21-M25	PG21	10	2088 29 6	
165 ADA PG21-M32	PG21	10	2088 29 7	
165 ADA PG29-M40	PG29	10	2088 29 8	
165 ADA PG36-M50	PG36	5	2088 29 9	

Adapter reduction PG - M				
Type	External thread	Pack.	Item No.	
		pcs		
165 ADA PG29-M25	PG29	20	2088 28 9	

Cutting ring				
Type	Size	Pack.	Item No.	
	mm	pcs		
107 B PG9	Pg 9	100	2029 10 3	
107 B PG11	Pg 11	100	2029 11 1	
107 B PG13,5	Pg 13,5	100	2029 13 8	
107 B PG16	Pg 16	100	2029 16 2	
107 B PG21	Pg 21	100	2029 21 9	
107 B PG29	Pg 29	100	2029 29 4	
107 B PG36	Pg 36	50	2029 36 7	
107 B PG42	Pg 42	50	2029 42 1	
107 B PG48	Pg 48	50	2029 48 0	

Pressure ring, PG thread				
Type	Size	Pack.	Item No.	
	mm	pcs		
107 D PG7 GTP	Pg 7	100	2027 07 0	
107 D PG9 GTP	Pg 9	100	2027 09 7	
107 D PG11 GTP	Pg 11	100	2027 11 9	
107 D PG13,5 GTP	Pg 13,5	100	2027 13 5	
107 D PG16 GTP	Pg 16	100	2027 15 1	
107 D PG21 GTP	Pg 21	50	2027 21 6	
107 D PG29 GTP	Pg 29	25	2027 29 1	

Connection thread sealing ring, metric				
Type	Size	Pack.	Item No.	
	mm	pcs		
107 F M12 PE	M12	100	2030 00 4	
107 F M16 PE	M16	100	2030 00 8	
107 F M20 PE	M20	100	2030 01 2	
107 F M25 PE	M25	100	2030 01 6	
107 F M32 PE	M32	100	2030 02 0	
107 F M40 PE	M40	100	2030 02 4	
107 F M50 PE	M50	100	2030 02 8	
107 F M63 PE	M63	100	2030 03 2	


Connection thread sealing ring, metric				
Type	Size	Pack.	Item No.	
	mm	pcs		
170 M16	M16	100	2088 42 8	
170 M20	M20	100	2088 43 6	
170 M25	M25	100	2088 44 4	
170 M32	M32	100	2088 45 2	
170 M40	M40	50	2088 46 0	
170 M50	M50	50	2088 47 9	

Connection thread sealing ring, PG				
Type	Size	Pack.	Item No.	
	mm	pcs		
107 F PG7 PE	Pg 7	100	2030 07 1	
107 F PG9 PE	Pg 9	100	2030 09 8	
107 F PG11 PE	Pg 11	100	2030 10 1	
107 F PG13,5 PE	Pg 13,5	100	2030 13 6	
107 F PG16 PE	Pg 16	100	2030 16 0	
107 F PG21 PE	Pg 21	100	2030 21 7	
107 F PG29 PE	Pg 29	100	2030 29 2	
107 F PG36 PE	Pg 36	100	2030 36 5	
107 F PG42 PE	Pg 42	100	2030 41 1	
107 F PG48 PE	Pg 48	100	2030 48 9	


O sealing ring for metric connection thread				
Type	Size	Pack.	Item No.	
	mm	pcs		
171 M12	M12	100	2088 70 3	
171 M16	M16	100	2088 71 1	
171 M20	M20	100	2088 73 8	
171 M25	M25	100	2088 74 6	
171 M32	M32	100	2088 75 4	
171 M40	M40	50	2088 76 2	
171 M50	M50	50	2088 77 0	
171 M63	M63	25	2088 78 9	

Cable gland systems, brass


Cable gland, system accessories

 **O sealing ring for PG connection thread**


Type	Size	Pack.	Item No.
	mm	pcs	
171 PG 9	Pg 9	100	2088 81 9
171 PG11	Pg 11	100	2088 82 7
171 PG13.5	Pg 13,5	100	2088 83 5
171 PG16	Pg 16	100	2088 84 3
171 PG21	Pg 21	100	2088 85 1
171 PG29	Pg 29	100	2088 87 8
171 PG36	Pg 36	50	2088 88 6
171 PG42	Pg 42	50	2088 89 4

 **Dust protection plate, metric**


Type	Size	Pack.	Item No.
	mm	pcs	
107 S VTEC M12	M12	100	2028 87 0
107 S VTEC M16	M16	100	2028 87 3
107 S VTEC M20	M20	100	2028 87 5
107 S VTEC M25	M25	100	2028 87 7
107 S VTEC M32	M32	100	2028 88 0
107 S VTEC M40	M40	100	2028 88 3
107 S VTEC M50	M50	100	2028 88 5

 **Dust protection plate, PG**

Type	Size	Pack.	Item No.
	mm	pcs	
107 S VTEC PG7	Pg 7	100	2028 89 1
107 S VTEC PG9	Pg 9	100	2028 90 5
107 S VTEC PG11	Pg 11	100	2028 91 3
107 S VTEC PG13	Pg 13,5	100	2028 92 1
107 S VTEC PG16	Pg 16	100	2028 94 8
107 S VTEC PG21	Pg 21	100	2028 95 6
107 S VTEC PG29	Pg 29	100	2028 96 4
107 S VTEC PG36	Pg 36	100	2028 97 2
107 S VTEC PG42	Pg 42	100	2028 98 0
107 S VTEC PG48	Pg 48	100	2028 99 9

 **Sealing plate, PG**

Type	Thread	Pack.	Item No.
		pcs	
107 V PG 7 PVC	Pg 7	100	2029 70 7
107 V PG 9 PVC	Pg 9	100	2029 71 5
107 V PG11 PVC	Pg 11	100	2029 72 3
107 V PG13.5 PVC	Pg 13,5	100	2029 73 1
107 V PG16 PVC	Pg 16	100	2029 75 8
107 V PG21 PVC	Pg 21	100	2029 76 6
107 V PG29 PVC	Pg 29	100	2029 77 4






Cable/pipe fastening systems, plastic




OBO Quick Family

Quick clip




Type	Size	Material symbol	Colour	Pack.	Item No.
				pcs	
2955 M16	M16	PP	Light grey	100	2149 00 4
2955 M20	M20	PP	Light grey	100	2149 01 0
2955 M25	M25	PP	Light grey	100	2149 01 6
2955 M32	M32	PP	Light grey	50	2149 02 2
2955 M40	M40	PP	Light grey	50	2149 02 8
2955 M50	M50	PP	Light grey	25	2149 03 4
2955 M63	M63	PP	Light grey	20	2149 04 0

Quick clip




Type	Size	Material symbol	Colour	Pack.	Item No.
				pcs	
2955 M16 SW	M16	PP	Jet black	100	2149 55 9
2955 M20 SW	M20	PP	Jet black	100	2149 56 3
2955 M25 SW	M25	PP	Jet black	100	2149 56 7
2955 M32 SW	M32	PP	Jet black	50	2149 57 1
2955 M40 SW	M40	PP	Jet black	50	2149 57 5
2955 M50 SW	M50	PP	Jet black	25	2149 57 9
2955 M63 SW	M63	PP	Jet black	20	2149 58 3

Quick Clip, flame-resistant




Type	Size	Material symbol	Colour	Pack.	Item No.
				pcs	
2955 F M16 STGR	M16	PP	Stone grey	100	2149 30 3
2955 F M20 STGR	M20	PP	Stone grey	100	2149 30 9
2955 F M25 STGR	M25	PP	Stone grey	100	2149 31 5
2955 F M32 STGR	M32	PP	Stone grey	50	2149 32 1
2955 F M40 STGR	M40	PP	Stone grey	50	2149 32 7
2955 F M50 STGR	M50	PP	Stone grey	25	2149 33 3
2955 F M63 STGR	M63	PP	Stone grey	20	2149 33 9

Quick Clip, flame-resistant




Type	Size	Material symbol	Colour	Pack.	Item No.
				pcs	
2955 F M16 RW	M16	PP	Pure white	100	2149 35 1
2955 F M20 RW	M20	PP	Pure white	100	2149 35 7
2955 F M25 RW	M25	PP	Pure white	100	2149 36 3
2955 F M32 RW	M32	PP	Pure white	50	2149 36 9
2955 F M40 RW	M40	PP	Pure white	50	2149 37 5

Quick clip, for push-fit anchor



Type	Size	Material symbol	Colour	Pack.	Item No.
				pcs	
2957 M16	M16	ABS/ASA	Light grey	100	2149 70 1
2957 M19-20	M19-20	ABS/ASA	Light grey	100	2149 71 0

Push-fit anchor for Quick clip, type 2957




Type	Length	Pack.	Item No.
	mm	pcs	
910 STQS 6x26	26	100	2351 65 0

Multi-Quick clip




Type	Clamping range D	Material symbol	Colour	Pack.	Item No.
	mm			pcs	
M-Quick 15-19LGR	15-19	PA	Light grey	100	2153 10 6
M-Quick 18-22LGR	18.5-22.5	PA	Light grey	100	2153 11 4
M-Quick 25-28LGR	25-28.5	PA	Light grey	50	2153 13 0
M-Quick 31-37LGR	31-37	PA	Light grey	25	2153 15 7

Multi-Quick clip, metric



Type	Clamping range D	Material symbol	Colour	Pack.	Item No.
	mm			pcs	
M-Quick M20 LGR	16-20	PA	Light grey	100	2153 71 8
M-Quick M25 LGR	20-25	PA	Light grey	50	2153 72 6
M-Quick M32 LGR	25-32	PA	Light grey	50	2153 73 4

Multi-Quick clip, metric




Type	Clamping range D	Colour	Pack.	Item No.
	mm		pcs	
M-Quick M25 SW	20-25	Jet black	50	2153 78 7

starQuick clip



Type	Clamping range D	Colour	Pack.	Item No.
	mm		pcs	
SQ-10 LGR	9.5-12	Light grey	100	2146 05 3
SQ-12 LGR	11.5-15	Light grey	100	2146 06 1
SQ-15 LGR	14-16.5	Light grey	100	2146 09 6
SQ-17 LGR	16-20	Light grey	100	2146 11 8
SQ-20 LGR	19.5-23.5	Light grey	50	2146 13 4
SQ-25 LGR	24-28	Light grey	50	2146 20 7
SQ-28 LGR	27.5-32	Light grey	50	2146 21 5
SQ-32 LGR	31.2-35.8	Light grey	50	2146 25 8
SQ-36 LGR	35-40.1	Light grey	25	2146 29 0
SQ-40 LGR	39.3-44.5	Light grey	25	2146 32 0
SQ-47 LGR	44-50	Light grey	25	2146 36 3
SQ-51 LGR	48-55	Light grey	15	2146 44 4
SQ-59 LGR	58.5-65	Light grey	15	2146 48 7

starQuick nut



Type	Size	Colour	Pack.	Item No.
			pcs	
SQ M6	M6	Light grey	100	2146 50 9

Cable/pipe fastening systems, plastic

Push-fit anchor

BKS clamp clip




Type	Clamping range D	Colour	Pack.	Item No.
	mm		pcs	
1973 3-13 LGR	3-13	Light grey	100	2148 80 3
1973 8-28 LGR	8-28	Light grey	100	2148 84 6
1973 20-40 LGR	20-40	Light grey	100	2148 86 2

Snap clip




Type	Clamping range D	Colour	Pack.	Item No.
	mm		pcs	
1975 12-15	12-15	Light grey	100	2148 02 1
1975 16-19	16-19	Light grey	100	2148 04 8
1975 19-22	19-22.5	Light grey	100	2148 05 6

Click-snap clip




Type	Clamping range D	Colour	Pack.	Item No.
	mm		pcs	
1976 12-15	12-15.5	Light grey	100	2148 50 1
1976 16-21	16-21.5	Light grey	100	2148 52 8
1976 22-28	22.5-28.5	Light grey	100	2148 53 6

Single push-fit clip




Type	Clamping range D	Colour	Pack.	Item No.
	mm		pcs	
1974 16-23	16-23	Light grey	100	2197 80 4
1974 22-30	22-30	Light grey	100	2197 81 2

Double push-fit clip




Type	Clamping range D	Colour	Pack.	Item No.
	mm		pcs	
1974 2X4-12	4-12	Light grey	100	2197 85 5
1974 2X12-25	12-25	Light grey	100	2197 86 3

Push-fit anchors for cable ties



Type	Length	Colour	Pack.	Item No.
	mm		pcs	
910 STK 6x30	30	Light grey	100	2351 60 9


Push-fit anchor with mushroom head



Type	Length	Pack.	Item No.
	mm	pcs	
910 STP 6x30	30	100	2351 41 2


Grouped support

GRIP 10




Type	Colour	No. of conductors NYM 3 x 1.5	Pack.	Item No.
			pcs	
2031 10	Light grey	10	50	2205 39 8
2031 F 10	Stone grey	10	50	2205 40 0

GRIP 20



Type	Colour	No. of conductors NYM 3 x 1.5	Pack.	Item No.
			pcs	
2031 20	Light grey	20	50	2205 40 4
2031 20 SP	Light grey	20	100	2205 40 8
2031 F 20	Stone grey	—	50	2205 41 2


GRIP 40



Type	Colour	No. of conductors NYM 3 x 1.5	Pack.	Item No.
			pcs	
2031 40	Light grey	40	25	2205 41 6
2031 40 SP	Light grey	40	50	2205 42 0
2031 F 40	Stone grey	—	25	2205 42 3


Pressure clip

Pressure clip for 8 cables




Type	Colour	No. of conductors NYM 3 x 1.5	Pack.	Item No.
			pcs	
2032	Light grey	8	50	2205 01 7
2032 SP	Light grey	8	100	2204 97 5
2032 F	Stone grey	8	50	2204 90 8

Pressure clip for 8 cables, connectable




Type	Colour	No. of conductors NYM 3 x 1.5	Pack.	Item No.
			pcs	
2032 AS	Light grey	8	50	2205 05 2

Pressure clip for 16 cables




Type	Colour	No. of conductors NYM 3 x 1.5	Pack.	Item No.
			pcs	
2033	Light grey	16	25	2205 03 3
2033 SP	Light grey	16	100	2204 98 3
2033 F	Stone grey	16	25	2204 91 6

Pressure clip, for 16 cables, connectable




Type	Colour	No. of conductors NYM 3 x 1.5	Pack.	Item No.
			pcs	
2033 AS	Light grey	16	25	2205 05 3

Pressure clip for 10 cables



Type	Colour	No. of conductors NYM 3 x 1.5	Pack.	Item No.
			pcs	
2034	Light grey	10	50	2205 04 1
2034 SP	Light grey	10	100	2204 99 1
2034 F	Stone grey	10	50	2204 92 4


Pressure clip for 10 cables, connectable



Type	Colour	No. of conductors NYM 3 x 1.5	Pack.	Item No.
			pcs	
2034 AS	Light grey	10	50	2205 05 4


Pressure clip

Pressure clip with knock-in anchor, for 8 cables




Type	Colour	No. of conductors NYM 3 x 1.5	Pack.	Item No.
			pcs	
2032 SD	Light grey	8	50	2204 80 0
2032 SD SP	Light grey	8	100	2204 85 1

Pressure clip with knock-in anchor, for 16 cables




Type	Colour	No. of conductors NYM 3 x 1.5	Pack.	Item No.
			pcs	
2033 SD	Light grey	16	25	2204 81 9
2033 SD SP	Light grey	16	100	2204 87 8

Pressure clip with push-fit anchor




Type	Colour	No. of conductors NYM 3 x 1.5	Pack.	Item No.
			pcs	
2033 STD	Light grey	16	25	2204 54 1

Spacer



Type	Colour	Pack.	Item No.
		pcs	
2033 D 25x19	Light grey	100	2205 09 2


Knock-in anchor



Type	Dowel Ø	Length	Pack.	Item No.
	mm	mm	pcs	
910 SD 6X35	6	35	100	2351 05 6
910 SD 6X40	6	40	100	2351 06 4

Fastening clip

Series pressure clip




Type	Clamping range D	Material symbol	Colour	Pack.	Item No.
	mm			pcs	
2037 3-7 LGR	3-7	PA	Light grey	100	2250 07 1
2037 6-13 LGR	6-13	PA	Light grey	100	2250 13 6
2037 12-20 LGR	12-20	PA	Light grey	50	2250 20 9
2037 16-24 LGR	16-24	PA	Light grey	50	2250 24 1
2037 18-30 LGR	18-30	PA	Light grey	25	2250 30 6
2037 27-43 LGR	27-43	PA	Light grey	25	2250 43 8

Pressure ISO clip, single




Type	Clamping range D	Material symbol	Colour	Pack.	Item No.
	mm			pcs	
3050 LGR	6-16	PS	Light grey	100	2101 01 7
3051 LGR	14-24	PS	Light grey	50	2101 03 3
3052 LGR	24-34	PS	Light grey	25	2101 06 8

Pressure ISO clip, double



Type	Clamping range D	Material symbol	Colour	Pack.	Item No.
	mm			pcs	
3050 2 6-16	6-16	PS	Light grey	25	2115 01 8

Pressure ISO clip, double



Type	Clamping range D	Material symbol	Colour	Pack.	Item No.
	mm			pcs	
3050 2 6-16	6-16	PS	Light grey	25	2115 01 8

Grip ISO clip, single




Type	Clamping range D	Material symbol	Colour	Pack.	Item No.
	mm			pcs	
3040 LGR	6-16	PS	Light grey	100	2105 01 2
3041 LGR	16-24	PS	Light grey	50	2105 03 9
3042 LGR	24-34	PS	Light grey	25	2105 05 5

Grip ISO clip, double



Type	Clamping range D	Material symbol	Colour	Pack.	Item No.
	mm			pcs	
3040 2	6-16	PS	Light grey	25	2107 01 5
3041 2	16-24	PS	Light grey	25	2107 03 1

Grip ISO clip, triple




Type	Clamping range D	Material symbol	Colour	Pack.	Item No.
	mm			pcs	
3040 3	6-16	PS	Light grey	25	2109 01 8

SOM clip, single




Type	Clamping range D	Material symbol	Colour	Pack.	Item No.
	mm			pcs	
3079 LGR	5-14	PS	Light grey	50	2124 14 9
3080 LGR	6-17	PS	Light grey	50	2124 17 3
3081 LGR	15-25	PS	Light grey	25	2124 25 4
3082 LGR	22-34	PS	Light grey	25	2124 34 3

SOM clip, double



Type	Clamping range D	Material symbol	Colour	Pack.	Item No.
	mm			pcs	
3080 2 LGR	6-17	PS	Light grey	25	2124 49 1

SOM clip, hardly flammable



Type	Clamping range D	Material symbol	Colour	Pack.	Item No.
	mm			pcs	
3083 LGR	32-45	UF	Light grey	20	2124 45 9

Cable/pipe fastening systems, plastic

Fastening clip

ISO base clip



Type	Clamping range D mm	Material symbol	Colour	Pack. pcs	Item No.
2960 11 M6 LGR	9-11	PS	Light grey	50	2130 11 4
2960 12 M6 LGR	12-13	PS	Light grey	50	2130 12 2
2960 15 M6 LGR	15-17	PS	Light grey	50	2130 15 7
2960 18 M6 LGR	16.5-18	PS	Light grey	50	2130 18 1
2960 22 M6 LGR	20.5-22	PS	Light grey	50	2130 21 1
2960 25 M6 LGR	22.5-25	PS	Light grey	25	2130 25 4
2960 28 M6 LGR	25.5-28	PS	Light grey	25	2130 28 9
2960 35 M6 LGR	31.5-35	PS	Light grey	25	2130 35 1
2960 40 M6 LGR	36.5-40	PS	Light grey	20	2130 40 8
2960 43 M6 LGR	40.5-43	PS	Light grey	20	2130 43 2
2960 47 M6 LGR	45.5-47	PS	Light grey	15	2130 47 5
2960 54 M6 LGR	50.5-54	PS	Light grey	15	2130 54 8

Lightning ISO clip



Type	Clamping range D mm	Material symbol	Colour	Pack. pcs	Item No.
3015 12 LGR	6-12	PS	Light grey	50	2157 12 8
3015 17 LGR	10-17	PS	Light grey	50	2157 17 9
3015 24 LGR	17-24	PS	Light grey	50	2157 24 1
3015 34 LGR	24-34	PS	Light grey	25	2157 34 9

Lightning ISO clip, screw-on




Type	Clamping range D mm	Material symbol	Colour	Pack. pcs	Item No.
3019 M6 LGR	6-12	PS	Light grey	50	2158 12 4
3020 LGR	10-17	PS	Light grey	50	2158 17 5
3021 LGR	17-24	PS	Light grey	25	2158 24 8
3022 LGR	24-34	PS	Light grey	25	2158 34 5

Base clamp clip, single



Type	Size	Material symbol	Colour	Pack. pcs	Item No.
2962 6 LGR	6	PP	Light grey	100	2140 06 3
2962 8 LGR	8	PP	Light grey	100	2140 07 1
2962 10 LGR	10	PP	Light grey	100	2140 10 1
2962 12 LGR	12	PP	Light grey	100	2140 12 8
2962 15 LGR	14-15	PP	Light grey	100	2140 15 2
2962 18 LGR	16-18	PP	Light grey	100	2140 18 7
2962 22 LGR	19-22	PP	Light grey	50	2140 23 3
2962 28 LGR	25-28	PP	Light grey	25	2140 28 4
2962 35 LGR	32-35	PP	Light grey	25	2140 35 7
2962 42 LGR	40-42	PP	Light grey	25	2140 41 1

Base clamp clip, double



Type	Size	Material symbol	Colour	Pack. pcs	Item No.
2962 2x10	10 + 10	PP	Light grey	100	2140 60 8
2962 2x15	14/15 + 14/15	PP	Light grey	50	2140 65 9
2962 2x16	15/16 + 15/16	PP	Light grey	50	2140 68 3
2962 2x22	18/22 + 18/22	PP	Light grey	25	2140 72 1

Fastening clip



Type	For cable Ø mm	Material symbol	Colour	Pack. pcs	Item No.
255 3.2 LGR	3.2	PA	Light grey	100	2222 03 5
255 5.2 LGR	5.2	PA	Light grey	100	2222 05 1
255 6.5 LGR	6.5	PA	Light grey	100	2222 07 8
255 8 LGR	8	PA	Light grey	100	2222 08 6
255 9.5 LGR	9.5	PA	Light grey	100	2222 09 4
255 11 LGR	11	PA	Light grey	100	2222 11 6
255 12.5 LGR	12.5	PA	Light grey	100	2222 12 4
255 14 LGR	14	PA	Light grey	100	2222 14 0
255 16 LGR	16	PA	Light grey	100	2222 16 7
255 17.5 LGR	17.5	PA	Light grey	100	2222 17 5


Nail clamp

ISO nail clamp



Type	For cable Ø mm	Colour	Pack. pcs	Item No.
4028	2-4	Light grey	100	2215 04 7
4029	4-7	Light grey	100	2215 07 1
4030	7-11	Light grey	100	2215 10 1
4031 10-14	10-14	Light grey	100	2215 14 4
4031 14-17	14-17	Light grey	100	2215 17 9
4032	16-20	Light grey	100	2215 20 9

Nail-Fix, without nail



Type	For nail Ø x l mm	Colour	Pack. pcs	Item No.
1996 O	3,0 - 3,5	Transparent	100	2222 80 9

Nail-Fix



Type	For nail Ø x l mm	Colour	Pack. pcs	Item No.
1996 40	3 x 40	Transparent	100	2222 83 3
1996 50	3,5 x 50	Transparent	100	2222 84 1
1996 60	3,5 x 60	Transparent	100	2222 86 8
1996 70	3,5 x 70	Transparent	100	2222 87 6

Adhesive clip, no nail




Type	For cable Ø mm	Colour	Pack. pcs	Item No.
4039	4-7	Light grey	100	2215 30 6
4039 SP	4-7	Light grey	200	2214 87 3
4040	7-12	Light grey	100	2215 31 4
4040 SP	7-12	Light grey	200	2214 88 1
4041	10-14	Light grey	100	2215 34 9
4042	14-17	Light grey	100	2215 32 2
4043	17-21	Light grey	100	2215 33 0
4044	21-25	Light grey	50	2215 35 7

Adhesive clip




Type	For cable Ø mm	Colour	Pack. pcs	Item No.
2025 18 LGR	4-7	Light grey	100	2228 61 0
2025 25 LGR	4-7	Light grey	100	2228 62 9
2026 18 LGR	7-12	Light grey	100	2228 71 8
2026 25 LGR	7-12	Light grey	100	2228 72 6
2026 25 LGR SP	7-12	Light grey	200	2228 43 2
2026 35 LGR	7-12	Light grey	100	2228 73 4
2026 35 LGR SP	7-12	Light grey	200	2228 44 0
2026 45 LGR	7-12	Light grey	100	2228 75 0
2027 25 LGR	10-14	Light grey	100	2228 82 3
2027 30 LGR	10-14	Light grey	100	2228 83 1
2027 40 LGR	10-14	Light grey	100	2228 85 8
2028 40 LGR	14-17	Light grey	100	2228 90 4


Adhesive clip




Type	For cable Ø mm	Colour	Pack. pcs	Item No.
2025 18 RW	4-7	Pure white	100	2228 68 6
2025 25 RW	4-7	Pure white	100	2228 68 8
2026 18 RW	7-12	Pure white	100	2228 42 0
2026 25 RW	7-12	Pure white	100	2228 42 2

Nail clamp


 Double ISO nail clip					
Type	For cable Ø mm	Colour		Pack. pcs	Item No.
3030 2	7-11	Light grey		100	2213 11 7


 ISO nail clip, light grey					
Type	For nail Ø x l mm	Colour		Pack. pcs	Item No.
2004 18 LGR	2,0 x 18	Light grey		200	2227 22 3
2004 25 LGR	2,0 x 25	Light grey		200	2227 23 1
2005 18 LGR	2,0 x 18	Light grey		100	2227 34 7
2005 25 LGR	2,0 x 25	Light grey		100	2227 33 9
2006 25 LGR	2,0 x 25	Light grey		100	2227 42 8
2006 35 LGR	2,0 x 35	Light grey		100	2227 43 6
2007 25 LGR	2,0 x 25	Light grey		100	2227 51 7
2007 35 LGR	2,0 x 35	Light grey		100	2227 52 5
2008 25 LGR	2,0 x 25	Light grey		100	2227 61 4
2008 35 LGR	2,0 x 35	Light grey		100	2227 62 2
2008 45 LGR	2,0 x 45	Light grey		100	2227 63 0
2009 25 LGR	2,0 x 25	Light grey		100	2227 71 1
2009 35 LGR	2,0 x 35	Light grey		100	2227 73 8
2009 35 LGR SP	2,0 x 35	Light grey		200	2227 76 2
2009 45 LGR	2,0 x 45	Light grey		100	2227 74 6
2009 45 LGR SP	2,0 x 45	Light grey		200	2227 79 7
2010 25 LGR	2,0 x 25	Light grey		100	2227 80 0
2010 35 LGR	2,0 x 35	Light grey		100	2227 81 9
2010 45 LGR	2,0 x 45	Light grey		100	2227 82 7
2011 35 LGR	2,0 x 35	Light grey		100	2227 91 6
2011 45 LGR	2,0 x 45	Light grey		100	2227 92 4
2012 35 LGR	2,0 x 35	Light grey		100	2228 02 5
2012 45 LGR	2,0 x 45	Light grey		100	2228 03 3
2014 40 LGR	2,5 x 40	Light grey		50	2228 11 4
2014 50 LGR	2,5 x 50	Light grey		50	2228 12 2
2016 40 LGR	2,5 x 40	Light grey		50	2228 21 1
2016 50 LGR	2,5 x 50	Light grey		50	2228 23 8
2018 40 LGR	2,5 x 40	Light grey		25	2228 30 0
2018 50 LGR	2,5 x 50	Light grey		25	2228 31 9
2020 40 LGR	2,5 x 40	Light grey		25	2228 40 8
2020 50 LGR	2,5 x 50	Light grey		25	2228 41 6


 ISO nail clip, white					
Type	For nail Ø x l mm	Colour		Pack. pcs	Item No.
2004 18 RW	2,0 x 18	Pure white		200	2225 22 0
2004 25 RW	2,0 x 25	Pure white		200	2225 23 9
2005 18 RW	2,0 x 18	Pure white		100	2225 37 9
2005 25 RW	2,0 x 25	Pure white		100	2225 34 4
2006 18 RW	2,0 x 18	Pure white		100	2225 40 9
2006 25 RW	2,0 x 25	Pure white		100	2225 41 7
2006 35 RW	2,0 x 35	Pure white		100	2225 42 5
2007 18 RW	2,0 x 18	Pure white		100	2225 50 6
2007 25 RW	2,0 x 25	Pure white		100	2225 51 4
2007 35 RW	2,0 x 35	Pure white		100	2225 52 2
2008 25 RW	2,0 x 25	Pure white		100	2225 61 1
2008 35 RW	2,0 x 35	Pure white		100	2225 63 8
2009 20 RW	2,0 x 20	Pure white		100	2225 70 0
2009 25 RW	2,0 x 25	Pure white		100	2225 71 9
2009 35 RW	2,0 x 35	Pure white		100	2225 72 7
2010 25 RW	2,0 x 25	Pure white		100	2225 80 8
2010 35 RW	2,0 x 35	Pure white		100	2225 81 6
2011 25 RW	2,0 x 25	Pure white		100	2225 90 5
2011 35 RW	2,0 x 35	Pure white		100	2225 91 3
2012 25 RW	2,0 x 25	Pure white		100	2226 01 4
2012 35 RW	2,0 x 35	Pure white		100	2226 02 2
2014 30 RW	2,5 x 30	Pure white		50	2226 10 3
2014 40 RW	2,5 x 40	Pure white		50	2226 11 1
2016 40 RW	2,5 x 40	Pure white		50	2226 21 9
2016 50 RW	2,5 x 50	Pure white		50	2226 22 7
2018 40 RW	2,5 x 40	Pure white		25	2226 30 8
2020 40 RW	2,5 x 40	Pure white		25	2226 40 5

 ISO nail clip, black					
Type	For nail Ø x l mm	Colour		Pack. pcs	Item No.
2007 25 SW	2,0 x 25	Jet black		100	2232 14 6
2008 25 SW	2,0 x 25	Jet black		100	2232 17 0
2009 25 SW	2,0 x 25	Jet black		100	2232 21 9
2010 25 SW	2,0 x 25	Jet black		100	2232 23 5
2012 35 SW	2,0 x 35	Jet black		100	2232 31 6

Cable clip

 Cable clip					
Type	Colour			Pack. pcs	Item No.
507	Light grey			100	2327 10 4

 Clip cable tie, 1 chamber					
Type	Dimension mm	Colour		Pack. pcs	Item No.
935 CKB4,5NUT8	39 x 16 x 20	Black		10	1124 49 2

 Clip cable tie, 2 chambers					
Type	Dimension mm	Colour		Pack. pcs	Item No.
934 CKB4,5NUT8	—	Black		10	1124 49 0



Cable/pipe fastening systems, metal





OBO Quick Family

Quick clip, aluminium					
Type	Nominal size	Shipping box pcs	Pack. pcs	Weight kg/100 pcs.	Item No.
2029 M16 ALU	M16	1200	100	0.560	2149 85 0
2029 M20 ALU	M20	1200	100	0.650	2149 85 4
2029 M25 ALU	M25	100	100	0.930	2149 85 8
2029 M32 ALU	M32	600	50	1.100	2149 86 2
2029 M40 ALU	M40	50	50	1.730	2149 86 6
2029 M50 ALU	M50	300	25	2.090	2149 87 0
2029 M63 ALU	M63	20	20	2.920	2149 87 4

Grouped support

GRIP "M" 15				
Type	No. of conductors NYM 3 x 1.5	Pack. pcs	Item No.	
2031 M 15 FS	15	50	2207 02 8	

GRIP "M" 15 V2A				
Type	No. of conductors NYM 3 x 1.5	Pack. pcs	Item No.	
2031 M 15 VA	15	50	2207 08 0	

GRIP "M" 15 V4A				
Type	No. of conductors NYM 3 x 1.5	Pack. pcs	Item No.	
2031 M 15 V4A	15	50	2207 13 2	

GRIP "M" 30				
Type	No. of conductors NYM 3 x 1.5	Pack. pcs	Item No.	
2031 M 30 FS	30	25	2207 03 6	

GRIP "M" 30 V2A				
Type	No. of conductors NYM 3 x 1.5	Pack. pcs	Item No.	
2031 M 30 VA	30	25	2207 08 8	

GRIP "M" 30 V4A				
Type	No. of conductors NYM 3 x 1.5	Pack. pcs	Item No.	
2031 M 30 V4A	30	25	2207 14 0	

GRIP "M" 70				
Type	No. of conductors NYM 3 x 1.5	Pack. pcs	Item No.	
2031 M 70 FS	70	10	2207 06 0	

GRIP "M" 70 V2A				
Type	No. of conductors NYM 3 x 1.5	Pack. pcs	Item No.	
2031 M 70 VA	70	10	2207 11 2	

GRIP "M" 70 V4A				
Type	No. of conductors NYM 3 x 1.5	Pack. pcs	Item No.	
2031 M 70 V4A	70	10	2207 16 4	

Pressure clip

Pressure clip for 16 cables				
Type	No. of conductors NYM 3 x 1.5	Pack. pcs	Item No.	
2033 M	16	25	2204 00 0	

Pressure clip for 10 cables				
Type	No. of conductors NYM 3 x 1.5	Pack. pcs	Item No.	
2034 M	10	50	2204 01 0	

Spacer				
Type	Dimension mm	Pack. pcs	Item No.	
2033 D 15x3 G	Ø 15 mm x 3 mm	50	2205 09 7	

Cable/pipe fastening systems, metal

Spacer fastening clip

Cable and pipe spacer clip						
Type	Clamping range D	Size	Hole size	Pack.	Item No.	
	mm		mm	pcs		
732 6 GTP	5-6	-	M6	100	1360 05 1	
732 8 GTP	7-8	-	M6	100	1360 08 6	
732 10 GTP	9-10	-	M6	100	1360 10 8	
732 12 GTP	10.5-12	M12	M6	100	1360 12 4	
732 14 GTP	12.5-14	PG7	M6	100	1360 14 0	
732 15 GTP	13.5-15	PG9	M6	100	1360 15 9	
732 16 GTP	14.5-16	M16	M6	100	1360 16 7	
732 18 GTP	16.5-18	PG11	M6	100	1360 18 3	
732 20 GTP	18.5-20	M20	M6	50	1360 20 5	
732 22 GTP	20-22	PG13,5	M6	50	1360 22 1	
732 24 GTP	22-24	PG16	M6	50	1360 24 8	
732 26 GTP	24-26	M25	M6	50	1360 26 4	
732 28 GTP	26-28	PG21	M6	50	1360 28 0	
732 30 GTP	28-30	PG21	M6	50	1360 30 2	
732 33 GTP	31-33	M32	M6	25	1360 33 7	
732 35 GTP	33-35	-	M6	25	1360 35 3	
732 38 GTP	36-38	PG29	M6	25	1360 38 8	
732 40 GTP	38-40	M40	M6	25	1360 39 6	
732 42 GTP	40-42	M40	M6	25	1360 42 6	
732 45 GTP	43-45	-	M6	25	1360 45 0	
732 48 GTP	46-48	PG36	M6	25	1360 48 5	
732 50 GTP	48-50	M50	M6	25	1360 50 7	
732 60 GTP	58-60	PG48	M6	25	1360 60 4	
732 63 GTP	61-63	M63	M6	25	1360 63 9	

Cable and pipe spacer clip, V4A						
Type	Clamping range D	Size	Hole size	Pack.	Item No.	
	mm		mm	pcs		
732 6 V4A	5-6	-	M6	100	1360 64 4	
732 8 V4A	7-8	-	M6	100	1360 64 6	
732 10 V4A	9-10	-	M6	100	1360 64 8	
732 12 V4A	10.5-12	M12	M6	100	1360 65 0	
732 14 V4A	12.5-14	PG7	M6	100	1360 65 2	
732 15 V4A	13.5-15	PG9	M6	100	1360 65 4	
732 16 V4A	14.5-16	M16	M6	100	1360 65 6	
732 18 V4A	16.5-18	PG11	M6	100	1360 65 8	
732 20 V4A	18.5-20	M20	M6	50	1360 66 0	
732 22 V4A	20-22	PG13,5	M6	50	1360 66 2	
732 24 V4A	22-24	PG16	M6	50	1360 66 4	
732 26 V4A	24-26	M25	M6	50	1360 66 6	
732 28 V4A	26-28	PG21	M6	50	1360 66 8	
732 30 V4A	28-30	PG21	M6	50	1360 67 0	
732 33 V4A	31-33	M32	M6	25	1360 67 2	
732 35 V4A	33-35	-	M6	25	1360 67 4	
732 38 V4A	36-38	PG29	M6	25	1360 67 6	
732 40 V4A	38-40	M40	M6	25	1360 67 8	
732 42 V4A	40-42	M40	M6	25	1360 68 0	
732 45 V4A	43-45	-	M6	25	1360 68 2	
732 48 V4A	46-48	PG36	M6	25	1360 68 4	
732 50 V4A	48-50	M50	M6	25	1360 68 6	
732 60 V4A	58-60	PG48	M6	25	1360 68 8	
732 63 V4A	61-63	M63	M6	25	1360 69 0	

Cable and pipe spacer clip						
Type	Clamping range D	Size	Hole size	Pack.	Item No.	
	mm		mm	pcs		
733 13 G	11-13	M12	6,5 x 10	50	1361 13 9	
733 16 G	14-16	M16	6,5 x 10	50	1361 16 3	
733 19 G	17-19	PG11	6,5 x 10	50	1361 19 8	
733 21 G	19-21	M20	6,5 x 10	50	1361 20 1	
733 23 G	21-23	PG16	6,5 x 10	50	1361 23 6	
733 29 G	24-29	M25	6,5 x 10	50	1361 29 5	
733 38 G	30-38	M32	6,5 x 10	25	1361 38 4	
733 48 G	39-48	M40	6,5 x 10	25	1361 48 1	
733 54 G	48-54	M50	6,5 x 14	25	1361 51 1	
733 61 G	53-61	PG48	6,5 x 14	20	1361 61 9	
733 63 G	63	M63	8 x 18	20	1361 63 5	

Cable and pipe spacer clip						
Type	Clamping range D	Size	Hole size	Pack.	Item No.	
	mm		mm	pcs		
733 13 FT	11-13	M 12	6,5 x 10	50	1361 09 1	
733 16 FT	14-16	M 16	6,5 x 10	50	1361 09 4	
733 19 FT	17-19	PG 11	6,5 x 10	50	1361 09 7	
733 21 FT	19-21	M 20	6,5 x 10	50	1361 10 0	
733 23 FT	21-23	PG 16	6,5 x 10	50	1361 10 3	
733 29 FT	24-29	M 25	6,5 x 10	50	1361 10 6	
733 38 FT	30-38	M 32	6,5 x 10	25	1361 10 9	
733 48 FT	39-48	M 40	6,5 x 10	25	1361 11 2	
733 54 FT	48-54	M 50	6,5 x 10	25	1361 11 7	
733 61 FT	53-61	PG48	6,5 x 10	20	1361 11 5	
733 63 FT	63	M 63	6,5 x 10	20	1361 11 8	

Cable and pipe spacer clip, aluminium						
Type	Clamping range D	Size	Hole size	Pack.	Item No.	
	mm		mm	pcs		
733 16 ALU	14-16	M16	6,5 x 10	50	1362 52 6	
733 19 ALU	17-19	PG11	6,5 x 10	50	1362 53 4	
733 21 ALU	19-21	M20	6,5 x 10	50	1362 54 2	
733 29 ALU	24-29	M25	6,5 x 10	50	1362 56 9	
733 38 ALU	30-38	M32	6,5 x 10	25	1362 57 7	
733 48 ALU	39-48	M40	6,5 x 10	25	1362 58 5	
733 54 ALU	48-54	M50	6,5 x 14	25	1362 59 3	
733 63 ALU	63	M63	8 x 18	20	1362 61 5	

Cable and pipe spacer clip, V2A						
Type	Clamping range D	Size	Hole size	Pack.	Item No.	
	mm		mm	pcs		
733 16 VA	14-16	M16	6,5 x 10	50	1362 01 1	
733 19 VA	17-19	PG11	6,5 x 10	50	1362 03 8	
733 21 VA	19-21	M20	6,5 x 10	50	1362 04 6	
733 23 VA	21-23	PG16	6,5 x 10	50	1362 05 4	
733 29 VA	24-29	M25	6,5 x 10	50	1362 06 2	
733 38 VA	30-38	M32	6,5 x 10	25	1362 07 0	
733 48 VA	39-48	M40	6,5 x 10	25	1362 08 9	
733 54 VA	48-54	M50	6,5 x 14	25	1362 09 7	
733 61 VA	53-61	PG48	6,5 x 14	20	1362 10 0	
733 63 VA	63	M63	8 x 18	20	1362 12 7	


Cable and pipe spacer clip, V4A						
Type	Clamping range D	Size	Hole size	Pack.	Item No.	
	mm		mm	pcs		
733 13 V4A	11-13	M 12	6,5 x 10	50	1361 64 3	
733 16 V4A	14-16	M 16	6,5 x 10	50	1361 64 7	
733 19 V4A	17-19	PG 11	6,5 x 10	50	1361 65 1	
733 21 V4A	19-21	M 20	6,5 x 10	50	1361 65 5	
733 23 V4A	21-23	PG 16	6,5 x 10	50	1361 65 9	
733 29 V4A	24-29	M 25	6,5 x 10	50	1361 66 3	
733 38 V4A	30-38	M 32	6,5 x 10	25	1361 66 7	
733 48 V4A	39-48	M 40	6,5 x 10	25	1361 67 1	
733 54 V4A	48-54	M 50	6,5 x 14	25	1361 67 5	
733 61 V4A	53-61	PG48	6,5 x 14	20	1361 67 9	
733 63 V4A	63	M 63	8,2 x 18	20	1361 68 3	

Screw-in spacer clip, universal						
Type	Clamping range D	Hole size	Pack.	Item No.		
	mm	mm	pcs			
2900 M6 13-16 G	13.5-16	M6	50	1383 09 4		
2900 M6 16-19 G	16.5-19	M6	50	1383 11 6		
2900 M6 18-21 G	18-21	M6	50	1383 13 2		
2900 M6 19-23 G	19-23	M6	50	1383 16 7		
2900 M6 24-29 G	24-29	M6	50	1383 21 3		
2900 M6 33-38 G	30-34	M6	50	1383 31 0		
2900 M6 30-34 G	33-38	M6	25	1383 29 9		
2900 M6 39-42 G	39-42	M6	25	1383 41 8		
2900 M6 43-48 G	43-48	M6	20	1383 36 1		
2900 M6 49-55 G	49-55	M6	20	1383 42 6		
2900 M6 54-60 G	54-60	M6	20	1383 48 5		
2900 M6 61-64 G	61-64	M6	20	1383 50 7		

Screw-in spacer clip						
Type	Clamping range D	Hole size	Pack.	Item No.		
	mm	mm	pcs			
731 W 12 G	8-12	M6	50	1366 12 2		
731 W 16 G	12-16	M6	50	1366 16 5		
731 W 20 G	16-20	M6	50	1366 20 3		
731 W 25 G	20-25	M6	50	1366 25 4		
731 W 30 G	25-30	M6	25	1366 30 0		
731 W 35 G	30-35	M6	25	1366 35 1		


Spacer fastening clip

Screw-in spacer clip, copper-plated




Type	Clamping range D	Hole size	Pack.	Item No.
	mm	mm	pcs	
731 W 12 CU	8-12	M6	50	1366 62 9
731 W 16 CU	12-16	M6	50	1366 66 1

Screw-in spacer clip, universal




Type	Clamping range D	Hole size	Pack.	Item No.
	mm	mm	pcs	
2070 M6 G	12-20	M6	50	1380 02 8
2071 M6 G	20-30	M6	50	1380 22 2
2072 M6 G	30-44	M6	25	1380 42 7
2073 M6 G	44-60	M6	20	1380 72 9

Inlay strip




Type	Pack.	Item No.
	m	
2985 GR	25	2357 05 4

Screw-in spacer clip, heavy-duty version M6




Type	Clamping range D	Hole size	Size	Pack.	Item No.
	mm	mm		pcs	
2900WM6 13.5 FT	12.5-13.5	M6	1/4"	25	1385 00 3
2900WM6 17 FT	16-17	M6	3/8"	25	1385 01 1
2900WM6 21.5 FT	19-21.5	M6	1/2"	25	1385 03 8
2900WM6 27 FT	24.5-27	M6	3/4"	25	1385 05 4
2900WM6 33.5 FT	30.5-33.5	M6	1"	25	1385 06 2
2900WM6 42.5 FT	39.5-42.5	M6	1 1/4"	25	1385 08 9
2900WM6 48.5 FT	45.5-48.5	M6	1 1/2"	25	1385 11 9
2900WM6 54 FT	51-54	M6	1 3/4"	20	1385 12 7
2900WM6 60 FT	56-60	M6	2"	15	1385 13 5

Screw-in spacer clip, heavy-duty version M8




Type	Clamping range D	Hole size	Size	Pack.	Item No.
	mm	mm		pcs	
2900WM8 17 FT	16-17	M8	3/8"	25	1387 01 4
2900WM8 21.5 FT	19-21.5	M8	1/2"	25	1387 03 0
2900WM8 27 FT	24.5-27	M8	3/4"	25	1387 05 7
2900WM8 33.5 FT	30.5-33.5	M8	1"	25	1387 06 5
2900WM8 42.5 FT	39.5-42.5	M8	1 1/4"	25	1387 08 1
2900WM8 48.5 FT	45.5-48.5	M8	1 1/2"	25	1387 11 1
2900WM8 60 FT	56-60	M8	2"	15	1387 13 8
2900WM8 75.5 FT	71.5-75.5	M8	2 1/2"	50	1387 15 4
2900WM8 88 FT	83-88	M8	3"	50	1387 17 0

Screw-in spacer clip, heavy-duty version M10



Type	Clamping range D	Hole size	Size	Pack.	Item No.
	mm	mm		pcs	
2900WM10 21.5 FT	19-21.5	M10	1/2"	25	1388 03 7
2900WM10 27 FT	24.5-27	M10	3/4"	25	1388 05 3
2900WM10 33.5 FT	30.5-33.5	M10	1"	25	1388 06 1
2900WM10 48.5 FT	45.5-48.5	M10	1 1/2"	25	1388 11 8
2900WM10 60 FT	56-60	M10	2"	15	1388 13 4
2900WM10 75 FTSO	71.5-75.5	M10	2 1/2"	50	1388 37 1
2900WM10 88 FTSO	83-88	M10	3"	50	1388 39 8
2900WM10 139FTSO	130-140	M10	5"	25	1388 42 8


Post crosspiece



Type	Clamping range D	Pack.	Item No.
	mm	pcs	
1060 26-45 FT	26-45	100	1310 61 5
1060 45-68 FT	45-68	100	1310 65 8


Fastening clip, single-lobe

Fastening clip, light-duty




Type	For Ø	Hole size	Pack.	Item No.
	mm	mm	pcs	
604 3 G	3	4,5 x 6	100	1003 03 8
604 4 G	4	4,5 x 6	100	1003 04 6
604 5 G	5	4,5 x 6	100	1003 05 4
604 6 G	6	4,5 x 6	100	1003 06 2
604 7 G	7	4,5 x 6	100	1003 07 0
604 8 G	8	4,5 x 6	100	1003 08 9
604 9 G	9	4,5 x 6	100	1003 09 7
604 10 G	10	4,5 x 6	100	1003 10 0
604 11 G	11	4,5 x 6	100	1003 11 9
604 12 G	12	4,5 x 6	100	1003 12 7
604 13 G	13	4,5 x 6	100	1003 13 5
604 16 G	16	4,5 x 6	100	1003 17 8
604 19 G	19	4,5 x 6	100	1003 19 4
604 20 G	20	4,5 x 6	100	1003 20 8
604 21 G	21	4,5 x 6	100	1003 21 6
604 23 G	23	4,5 x 6	100	1003 23 2
604 25 G	25	4,5 x 6	100	1003 25 9
604 28 G	28	4,5 x 6	100	1003 28 3
604 32 G	32	4,5 x 6	100	1003 32 1
604 35 G	35	5,5 x 7	100	1003 35 6
604 37 G	37	5,5 x 7	100	1003 37 2
604 40 G	40	5,5 x 7	100	1003 40 2
604 47 G	47	5,5 x 7	50	1003 46 1

Fastening clip, medium-duty 5-18 mm



Type	For Ø	Hole size	Pack.	Item No.
	mm	mm	pcs	
1015 5 G	5	6,5	100	1009 02 8
1015 6 G	6	6,5	100	1009 03 6
1015 7 G	7	6,5	100	1009 04 4
1015 8 G	8	6,5	100	1009 05 2
1015 9 G	9	6,5	100	1009 06 0
1015 10 G	10	6,5	100	1009 07 9
1015 11 G	11	6,5	100	1009 08 7
1015 12 G	12	6,5	100	1009 10 9
1015 13 G	13	6,5	100	1009 11 7
1015 14 G	14	6,5	100	1009 16 8
1015 15 G	15	6,5	100	1009 18 4
1015 16 G	16	6,5	100	1009 19 2
1015 17 G	17	6,5	100	1009 20 6
1015 18 G	18	6,5	100	1009 21 4

Fastening clip, medium-duty 20-28 mm



Type	For Ø	Hole size	Pack.	Item No.
	mm	mm	pcs	
1015 20 G	20	6,5	100	1009 23 0
1015 25 G	25	6,5	100	1009 42 7
1015 28 G	28	6,5	100	1009 36 2

Cable/pipe fastening systems, metal

Fastening clip, single-lobe

Fastening clip, heavy-duty					
Type	For Ø	Hole size	Pack.	Item No.	
	mm	mm	pcs		
822 6 FT	6	6,5 x 10	100	1014 00 5	
822 10 FT	10	6,5 x 10	100	1014 01 3	
822 12 FT	12	6,5 x 10	100	1014 02 1	
822 14 FT	14	6,5 x 10	100	1014 04 8	
822 16 FT	15,2	6,5 x 10	100	1014 09 9	
822 18 FT	18,6	6,5 x 10	100	1014 11 0	
822 20 FT	20	6,5 x 10	100	1014 13 7	
822 22,5 FT	22,5	6,5 x 10	50	1014 16 1	
822 25 FT	25	6,5 x 10	50	1014 50 1	
822 28,3 FT	28,3	6,5 x 10	50	1014 21 8	
822 32 FT	32	6,5 x 10	100	1014 52 8	
822 37 FT	37	6,5 x 10	100	1014 29 3	
822 40 FT	40	6,5 x 10	100	1014 53 6	
822 47 FT	47	6,5 x 10	100	1014 36 6	
822 50 FT	50	6,5 x 10	100	1014 54 4	
822 63 FT	63	6,5 x 10	100	1014 55 2	

Fastening clip, heavy-duty V4A					
Type	For Ø	Hole size	Pack.	Item No.	
	mm	mm	pcs		
822 6 V4A	6	6,5 x 10	100	1013 86 1	
822 10 V4A	10	6,5 x 10	100	1013 86 5	
822 12 V4A	12	6,5 x 10	100	1013 86 9	
822 14 V4A	14	6,5 x 10	100	1013 87 3	
822 16 V4A	15,2	6,5 x 10	100	1013 87 7	
822 18 V4A	18,6	6,5 x 10	100	1013 88 1	
822 20 V4A	20	6,5 x 10	100	1013 88 5	
822 22,5 V4A	22,5	6,5 x 10	50	1013 88 9	
822 25 V4A	25	6,5 x 10	50	1013 89 3	
822 28,3 V4A	28,3	6,5 x 10	50	1013 89 7	
822 32 V4A	32	6,5 x 10	100	1013 90 3	
822 37 V4A	37	6,5 x 10	100	1013 90 7	
822 40 V4A	40	6,5 x 10	100	1013 91 1	
822 47 V4A	47	6,5 x 10	100	1013 91 7	
822 50 V4A	50	6,5 x 10	100	1013 92 1	
822 63 V4A	63	6,5 x 10	100	1013 92 5	

Fastening clip, plant standard, single lobe					
Type	For Ø	Hole size	Pack.	Item No.	
	mm	mm	pcs		
WN 7855 A 2	2	3,2	100	1043 01 3	
WN 7855 A 2.5	2,5	3,2	100	1043 02 1	
WN 7855 A 4	4	3,2	100	1043 06 4	
WN 7855 A 4.5	4,5	3,2	100	1043 07 2	
WN 7855 A 5	5	3,2	100	1043 08 0	
WN 7855 A 6	6	3,2	100	1043 10 2	
WN 7855 A 7	7	3,2	100	1043 12 9	
WN 7855 A 8	8	3,2	100	1043 14 5	
WN 7855 A 9	9	3,2	100	1043 16 1	
WN 7855 A 10	10	3,2	100	1043 19 6	
WN 7855 A 12	12	4,3	100	1043 22 6	
WN 7855 A 14	14	4,3	100	1043 24 2	

Heavy-duty cable clip			
Type	For cable Ø	Pack.	Item No.
	mm	pcs	
1594 22 G	22	100	1310 92 5

Fastening clip, two-lobe

Fastening clip, plant standard, double lobe					
Type	For Ø	Hole size	Pack.	Item No.	
	mm	mm	pcs		
WN 7855 B 3	3	3,2 x 4	100	1044 04 4	
WN 7855 B 4	4	3,2 x 4	100	1044 06 0	
WN 7855 B 4.5	4,5	3,2 x 4	100	1044 07 9	
WN 7855 B 5	5	3,2 x 4	100	1044 08 7	
WN 7855 B 6	6	3,2 x 4	100	1044 10 9	
WN 7855 B 7	7	3,2 x 4	100	1044 12 5	
WN 7855 B 8	8	3,2 x 4	100	1044 14 1	
WN 7855 B 9	9	3,2 x 4	100	1044 17 6	
WN 7855 B 10	10	3,2 x 4	100	1044 19 2	
WN 7855 B 12	12	4,3 x 5	100	1044 21 4	
WN 7855 B 14	14	4,3 x 5	100	1044 23 0	
WN 7855 B 16	16	4,3 x 5	100	1044 25 7	

Fastening clip, medium-duty					
Type	For Ø	Hole size	Pack.	Item No.	
	mm	mm	pcs		
605 7 G	7	4,5 x 6	100	1018 07 8	
605 8 G	8	4,5 x 6	100	1018 08 6	
605 9 G	9	4,5 x 6	100	1018 09 4	
605 10 G	10	4,5 x 6	100	1018 10 8	
605 11 G	11	4,5 x 6	100	1018 11 6	
605 12 G	12	4,5 x 6	100	1018 12 4	
605 13 G	13	4,5 x 6	100	1018 13 2	
605 14 G	14	4,5 x 6	100	1018 14 0	
605 15 G	15	4,5 x 6	100	1018 15 9	
605 16 G	16	4,5 x 6	100	1018 16 7	
605 17 G	17	4,5 x 6	100	1018 17 5	
605 18 G	18	4,5 x 6	100	1018 18 3	
605 19 G	19	4,5 x 6	100	1018 19 1	
605 20 G	20	4,5 x 6	100	1018 20 5	
605 21 G	21	4,5 x 6	100	1018 21 3	
605 23 G	23	4,5 x 6	100	1018 22 1	
605 25 G	25	4,5 x 6	100	1018 25 6	
605 26 G	26	4,5 x 6	100	1018 26 4	
605 28 G	28	4,5 x 6	100	1018 28 0	
605 30 G	30	4,5 x 6	100	1018 30 2	
605 32 G	32	4,5 x 6	100	1018 33 7	
605 35 G	35	5,5 x 7	100	1018 35 3	
605 37 G	37	5,5 x 7	100	1018 36 1	
605 40 G	40	5,5 x 7	50	1018 39 6	
605 43 G	43	5,5 x 7	50	1018 43 4	
605 47 G	47	5,5 x 7	50	1018 47 7	
605 50 G	50	5,5 x 7	25	1018 50 7	
605 55 G	55	5,5 x 7	25	1018 55 8	
605 60 G	60	5,5 x 7	25	1018 60 4	
605 63 G	63	5,5 x 7	25	1018 63 9	

Fastening clip, medium-duty, Alu					
Type	For Ø	Hole size	Pack.	Item No.	
	mm	mm	pcs		
605 16 ALU	16	4,5 x 6	100	1017 79 9	
605 20 ALU	20	4,5 x 6	100	1017 83 7	
605 25 ALU	25	4,5 x 6	100	1017 86 1	
605 32 ALU	32	4,5 x 6	100	1017 92 6	
605 40 ALU	40	5,5 x 7	50	1017 95 0	
605 50 ALU	50	5,5 x 7	25	1017 98 0	
605 63 ALU	63	5,5 x 7	25	1017 99 7	

Fastening clip, two-lobed

Fastening clip, medium-duty V4A					
Type	For Ø	Hole size	Pack.	Item No.	
	mm	mm	pcs		
605 7 V4A	7	4,5 x 6	100	1018 64 3	
605 8 V4A	8	4,5 x 6	100	1018 64 5	
605 9 V4A	9	4,5 x 6	100	1018 64 7	
605 10 V4A	10	4,5 x 6	100	1018 64 9	
605 11 V4A	11	4,5 x 6	100	1018 65 1	
605 12 V4A	12	4,5 x 6	100	1018 65 3	
605 13 V4A	13	4,5 x 6	100	1018 65 5	
605 14 V4A	14	4,5 x 6	100	1018 65 7	
605 15 V4A	15	4,5 x 6	100	1018 65 9	
605 16 V4A	16	4,5 x 6	100	1018 66 1	
605 17 V4A	17	4,5 x 6	100	1018 66 3	
605 18 V4A	18	4,5 x 6	100	1018 66 5	
605 19 V4A	19	4,5 x 6	100	1018 66 7	
605 20 V4A	20	4,5 x 6	100	1018 66 9	
605 21 V4A	21	4,5 x 6	100	1018 67 1	
605 23 V4A	23	4,5 x 6	100	1018 67 5	
605 25 V4A	25	4,5 x 6	100	1018 67 9	
605 26 V4A	26	4,5 x 6	100	1018 68 1	
605 28 V4A	28	4,5 x 6	100	1018 68 5	
605 30 V4A	30	4,5 x 6	100	1018 68 9	
605 32 V4A	32	4,5 x 6	100	1018 69 3	
605 35 V4A	35	5,5 x 7	100	1018 69 7	
605 37 V4A	37	5,5 x 7	100	1018 70 1	
605 40 V4A	40	5,5 x 7	50	1018 70 5	
605 43 V4A	43	5,5 x 7	50	1018 70 9	
605 47 V4A	47	5,5 x 7	50	1018 71 3	
605 50 V4A	50	5,5 x 7	25	1018 71 7	
605 55 V4A	55	5,5 x 7	25	1018 72 1	
605 60 V4A	60	5,5 x 7	25	1018 72 5	
605 63 V4A	63	5,5 x 7	25	1018 72 9	

Fastening clip, heavy-duty					
Type	For Ø	Hole size	Pack.	Item No.	
	mm	mm	pcs		
823 16 FT	16	6,5 x 10	50	1015 09 5	
823 18.3 FT	18.6	6,5 x 10	50	1015 11 7	
823 20 FT	20	6,5 x 10	50	1015 13 3	
823 22.5 FT	22.5	6,5 x 10	50	1015 16 8	
823 25 FT	25	6,5 x 10	25	1015 49 4	
823 28.3 FT	28.3	6,5 x 10	25	1015 21 4	
823 32 FT	32	6,5 x 10	100	1015 49 6	
823 37 FT	37	6,5 x 10	100	1015 30 3	
823 40 FT	40	6,5 x 10	100	1015 49 8	
823 47 FT	47	6,5 x 10	100	1015 36 2	
823 54 FT	54	6,5 x 10	100	1015 42 7	
823 59.3 FT	59.3	6,5 x 10	100	1015 48 6	
823 50 FT	50	6,5 x 10	100	1015 50 0	
823 63 FT	63	6,5 x 10	100	1015 50 8	

Fastening clip, medium-duty					
Type	For Ø	Hole size	Pack.	Item No.	
	mm	mm	pcs		
604 2X16	16	4,5 x 6	100	1004 16 6	
604 2X19	19	4,5 x 6	100	1004 19 0	
604 2X21	21	4,5 x 6	100	1004 21 2	
604 2X28	28	4,5 x 6	50	1004 29 8	

Strain relief clip				
Type	For cable Ø	Pack.	Item No.	
	mm	pcs		
7901 5 G	5	100	1435 01 9	
7901 6.5 G	6.5	100	1435 02 7	

Strain relief clip				
Type	For cable Ø	Pack.	Item No.	
	mm	pcs		
7902 6 G	6.5	100	1436 01 5	
7902 8 G	8	100	1436 02 3	

Strain relief clip				
Type	For cable Ø	Pack.	Item No.	
	mm	pcs		
7903 6 G	6	100	1437 00 3	
7903 8 G	8	100	1437 01 2	
7903 9 G	9	100	1437 03 8	

Strain relief clip				
Type	For cable Ø	Pack.	Item No.	
	mm	pcs		
7904 6 G	6	100	1438 01 8	

Strain relief clip				
Type	For cable Ø	Pack.	Item No.	
	mm	pcs		
7905 5 G	5	100	1439 01 4	

Strain relief clip				
Type	For cable Ø	Pack.	Item No.	
	mm	pcs		
7908 11 G	11	100	1442 01 5	


Strain relief clip				
Type	For cable Ø	Pack.	Item No.	
	mm	pcs		
7909 6 G	6	100	1443 01 1	






Cable/pipe fastening systems, special


Fastening strip

 **Cable ties**


Type	Max. bundle Ø	Colour	Pack.	Item No.
	mm		pcs	
555 2.4x75 WS	15	White	100	2332 02 7
555 2.5x100 WS	18	White	100	2332 05 1
555 2.5x165 WS	40	White	100	2332 09 4
555 2.5x200 WS	50	White	100	2332 10 8
555 3.6x150 WS	35	White	100	2332 17 5
555 3.6x200 WS	50	White	100	2332 18 3
555 3.6x290 WS	76	White	100	2332 21 3
555 4.8x200 WS	47	White	100	2332 33 7
555 4.8x310 WS	76	White	100	2332 36 1
555 4.8x370 WS	102	White	100	2332 38 8
555 7.6x200 WS	50	White	100	2332 50 7
555 7.6x300 WS	76	White	100	2332 55 8
555 7.6x380 WS	102	White	100	2332 57 4

 **Cable ties**

Type	Max. bundle Ø	Colour	Pack.	Item No.
	mm		pcs	
555 2.5x100 SW	18	Black	100	2332 62 0
555 3.6x150 SW	35	Black	100	2332 65 5
555 3.6x200 SW	50	Black	100	2332 66 3
555 4.8x200 SW	47	Black	100	2332 69 8
555 4.8x310 SW	76	Black	100	2332 70 1
555 4.8x370 SW	102	Black	100	2332 72 8
555 7.6x380 SW	102	Black	100	2332 75 2

 **Cable tie, UV and weather-resistant**

Type	Max. bundle Ø	Colour	Pack.	Item No.
	mm		pcs	
555 2.5x100 SWUV	18	Black	100	2332 76 0
555 3.6x150 SWUV	35	Black	100	2332 76 4
555 3.6x200 SWUV	50	Black	100	2332 76 8
555 4.8x200 SWUV	47	Black	100	2332 77 2
555 4.8x310 SWUV	76	Black	100	2332 77 6
555 4.8x370 SWUV	102	Black	100	2332 78 0
555 7.6x380 SWUV	102	Black	100	2332 78 4

 **Ribbon clip, 6 mm-wide**

Type	Max. bundle Ø	Colour	Pack.	Item No.
	mm		pcs	
550 6X180 SW	45	Black	100	2330 05 9
550 6X290 SW	78	Black	100	2330 07 5
550 6X360 SW	100	Black	100	2330 09 1
550 9X180 SW	40	Black	100	2330 22 9

 **Ribbon clip, 9 mm-wide**


Type	Max. bundle Ø	Colour	Pack.	Item No.
	mm		pcs	
550 9X265 SW	65	Black	100	2330 24 5
550 9X360 SW	93	Black	100	2330 29 6
550 9X510 SW	140	Black	100	2330 32 6
550 9X760 SW	220	Black	100	2330 34 2

Metal strip clips, narrow


Type	Length	Width	Pack.	Item No.
	mm	mm	pcs	
MBS 015	150	7	100	7203 10 0
MBS 030	300	7	100	7203 10 2
MBS 045	450	7	50	7203 10 4
MBS 061	610	7	50	7203 10 6

Metal strip clips, wide


Type	Length	Width	Pack.	Item No.
	mm	mm	pcs	
MBS 075	750	12	25	7203 10 8
MBS 100	1000	12	25	7203 11 0
MBS 120	1200	12	25	7203 11 2
MBS 150	1500	12	25	7203 11 4

 **Tightening strap**


Type	Dimension	Colour	Pack.	Item No.
	mm		m	
574 G STGR	17 x 1.0	Stone grey	25	6490 01 8

 **Tightening strap V2A**


Type	Dimension	Colour	Pack.	Item No.
	mm		m	
574 03 BA	17 x 1.0	Blue anthracite	25	6490 03 4
574 05 GNBG	16.5 x 1.2	Green-beige	25	6490 05 0

 **Tightening strap lock**


Type	Shipping box	Pack.	Item No.
	pcs	pcs	
192	1200	100	6490 90 5

 **Tightening strap lock V2A**


Type	Shipping box	Pack.	Item No.
	pcs	pcs	
197 VA4301	1800	100	6490 96 4

 **Tightening strap in fixed lengths**


Type	Dimension	Item No.
	mm	
574 03 30 BA	17 x 1.0	6490 10 7
574 03 45 BA	17 x 1.0	6490 12 3
574 05 55 GNBG	16.5 x 1.2	6490 15 8
574 05 65 GNBG	16.5 x 1.2	6490 17 4

 **Spring chuck**

Type	Pack.	Item No.
	pcs	
575	1	6498 01 9

 **Spring chuck**

Type	Pack.	Item No.
	pcs	
576	1	6498 02 7


 **Slotted steel strap, rods**

Type	Dimension	Per bundle	Pack.	Item No.
	mm	m	m	
5050 20X3 3M FT	20 x 3	60	60	1465 76 7
5050 25X3 3MFT	25 x 3	60	60	1465 77 5
5050 30X3 3M FT	30 x 3	60	60	1465 79 1
5050 SB30x3 FT	30 x 3	60	60	1466 26 7
5050 30X4 3M FT	30 x 4	30	30	1465 80 5
5050 40X4 3M FT	40 x 4	30	30	1465 82 1

Cable/pipe fastening systems, special

Fastening strip


Slotted steel strap, rings



Type	Dimension mm	Normal ring ca. m	Pack. m	Item No.
5050 25X3 FT	25 x 3	120	120	1465 10 4
5050 30X3 FT	30 x 3	120	120	1465 14 7
5050 30X4 FT	30 x 4	100	100	1465 16 3
5050 40X4 FT	40 x 4	80	80	1465 19 8
5050 20x1.5 BK	20 x 1.5	200	200	1465 60 0


Sticking

Solvent mixture




Type	Pack.	Item No.
508	1 pcs	2341 10 7

Impu-Fix ribbon conductor quick adhesive



Type	Pack.	Item No.
509	1 pcs	2341 01 8


Ceiling outlet



Type	Colour	Pack.	Item No.
510	Light grey	100 pcs	2236 02 8


Steel wire range

Steel wire tensioning rope




Type	Cable diameter mm	Breaking load kN	Pack. m	Item No.
957 2 G	2	2.35	50	5303 20 2
957 3 G	3	5.29	50	5303 20 6
957 4 G	4	9.41	50	5303 21 4
957 5 G	5	14.7	50	5303 22 2
957 6 G	6	21.1	50	5303 23 0
957 8 G	8	34.8	50	5303 25 7
957 10 G	10	54.4	50	5303 26 5

Steel wire tensioning rope V4A




Type	Cable diameter mm	Breaking load kN	Pack. m	Item No.
957 2 V4A	2	2.35	50	5303 17 9
957 3 V4A	3	5.29	50	5303 18 2
957 4 V4A	4	9.41	50	5303 18 5
957 5 V4A	5	14.7	50	5303 18 8
957 6 V4A	6	21.1	50	5303 19 1
957 8 V4A	8	34.8	50	5303 19 4
957 10 V4A	10	54.4	50	5303 19 7

Tension jack




Type	Thread	Breaking load kN	Pack. pcs	Item No.
945 M6 G	M6	2.25	5	5300 03 7
945 M10 G	M10	7	5	5300 05 3
945 M12 G	M12	7.5	5	5300 06 1
945 M16 G	M16	12	5	5300 08 8

Tension jack V4A




Type	Thread	Breaking load kN	Pack. pcs	Item No.
945 M6 V4A	M6	2.25	5	5300 12 0
945 M10 V4A	M10	7	5	5300 12 4
945 M12 V4A	M12	7.5	5	5300 12 7
945 M16 V4A	M16	12	5	5300 13 2

Cable eye stiffener




Type	For rope-Ø mm	Breaking load kN	Pack. pcs	Item No.
946 3 G	3		25	5301 03 3
946 4 G	4		25	5301 04 1
946 5 G	5		25	5301 00 9
946 6 G	6		25	5301 06 8
946 8 G	8		10	5301 08 4
946 10 FT	10		10	5301 10 6

Cable eye stiffener V4A




Type	For rope-Ø mm	Breaking load kN	Pack. pcs	Item No.
946 3 V4A	3		25	5301 17 0
946 4 V4A	4		25	5301 17 2
946 5 V4A	5		25	5301 17 4
946 6 V4A	6		25	5301 17 6
946 8 V4A	8		10	5301 18 0
946 10 V4A	10		10	5301 18 4

Tensioning wire clip




Type	For rope-Ø mm	Pack. pcs	Item No.
1020 11-16 G	4-9	50	1404 16 4
1020 14-18 G	4-9	50	1404 18 0
1020 18-28 G	4-9	50	1404 28 8

Tensioning wire clip V4A




Type	For rope-Ø mm	Pack. pcs	Item No.
1020 11-16 V4A	4-9	50	1404 16 8
1020 14-18 V4A	4-9	50	1404 18 4
1020 18-28 V4A	4-9	50	1404 29 2

Tensioning wire clip, polystyrene




Type	For rope-Ø mm	Pack. pcs	Item No.
4024 9-16	3-8	100	2305 15 1
4024 16-23	5-10	50	2305 23 2


Steel wire range

 **Fix ISO tensioning wire clip**


Type	For rope-Ø	Pack.	Item No.
	mm	pcs	
4021 K 6-13	4-9	100	2307 61 8
4021 K 9-16	4-9	100	2307 63 4

 **Fix ISO tensioning wire clip V4A**


Type	For rope-Ø	Pack.	Item No.
	mm	pcs	
4021 K 6-13 V4A	4-9	100	2307 62 2
4021 K 9-16 V4A	4-9	100	2307 63 8

 **Wire cable clamp**


Type	For rope-Ø	Pack.	Item No.
	mm	pcs	
947 3 F	3	25	5302 02 1
947 5 F	5	25	5302 05 6
947 6 F	6	25	5302 06 4
947 8 F	8	10	5302 08 0
947 10 F	10	10	5302 10 2

 **Wire cable clamp**


Type	For rope-Ø	Pack.	Item No.
	mm	pcs	
261 3-6 G	3-6	100	5305 01 2

 **Wire cable clamp, V4A**


Type	For rope-Ø	Pack.	Item No.
	mm	pcs	
947 3 V4A	3	25	5302 17 0
947 5 V4A	5	25	5302 17 4
947 6 V4A	6	25	5302 17 8
947 8 V4A	8	10	5302 18 2
947 10 V4A	10	10	5302 18 8

 **Wire cable clamp, V4A**

Type	For rope-Ø	Pack.	Item No.
	mm	pcs	
261 3-6 V4A	3-6	100	5305 01 6


 **Cable lock**

Type	Breaking load	For rope-Ø	Pack.	Item No.
	kN	mm	pcs	
944 RZS 2 G	0.6	2-2.5	25	5300 01 5
944 RZS 3 G	1.2	2.5-3.5	25	5300 01 9


 **Wire cable cutter**

Type	Pack.	Item No.
	pcs	
W-Cut	1	5303 76 7


Perforated steel strap

 **Perforated steel strap**


Type	Dimension	Per roll	Pack.	Item No.
	mm	m	pcs	
5055 II12 FS	12 x 1	10	1	1470 12 4
5055 II17 FS	17 x 1	10	1	1470 17 5
5055 III26 FS	26 x 1.2	10	1	1470 26 4
5055 LI12 FS	12 x 0.75	10	1	1471 12 0
5055 LI17 FS	17 x 0.75	10	1	1471 17 1
5055 LIII26 FS	26 x 1	10	1	1471 26 0

 **Perforated steel strap, V4A**


Type	Dimension	Per roll	Pack.	Item No.
	mm	m	pcs	
5055 II12 V4A	12 x 1	8	1	1470 12 9
5055 II17 V4A	17 x 1	8	1	1470 18 0
5055 III26 V4A	26 x 1.2	8	1	1470 27 0
5055 LIII26 V4A	26 x 1	8	1	1471 26 6

 **Perforated steel strap, ridged**

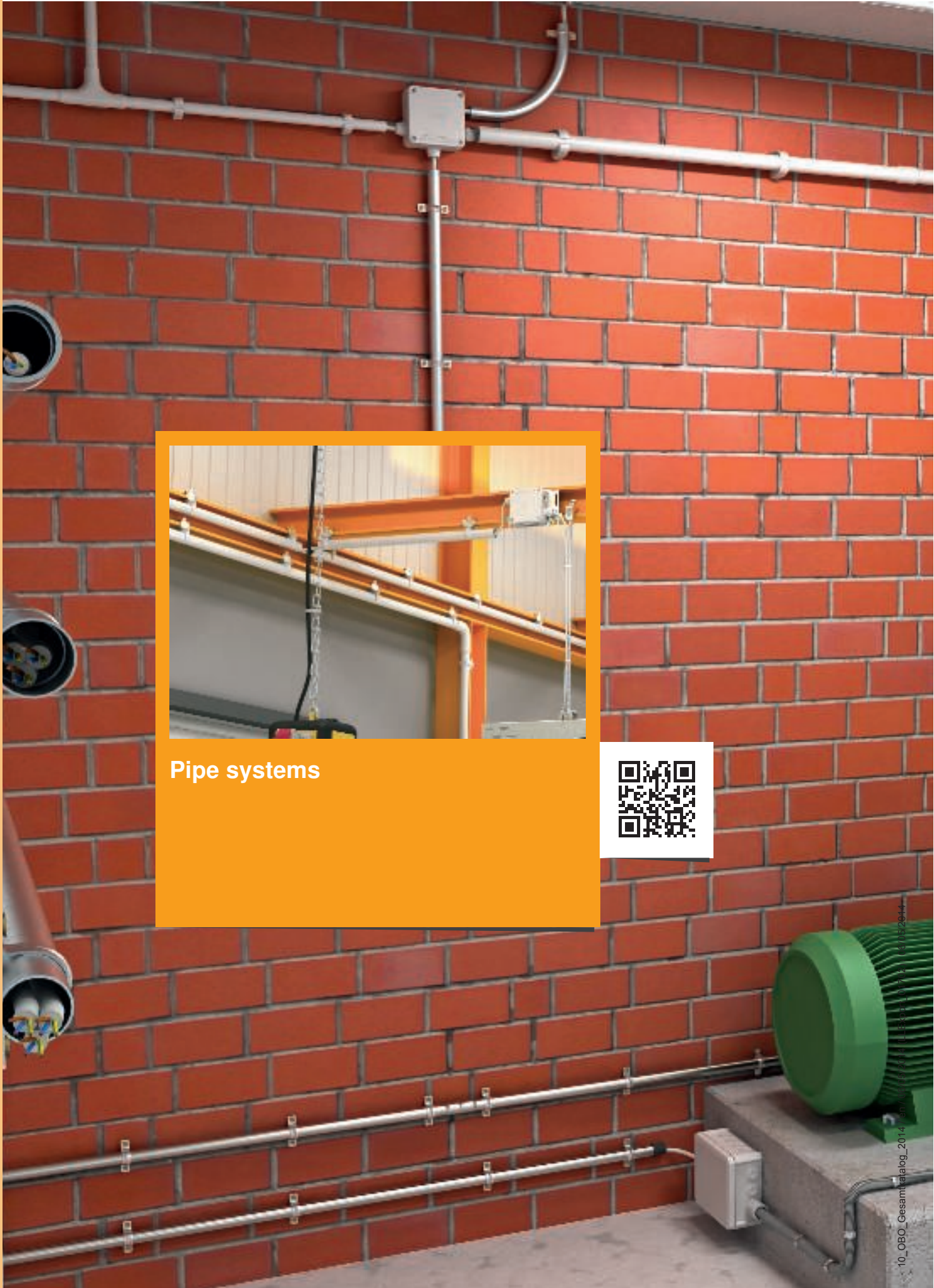
Type	Dimension	Per roll	Pack.	Item No.
	mm	m	pcs	
5062 II12 FS	12 x 1	10	1	1475 12 6
5062 II17 FS	17 x 1	10	1	1475 17 7
5062 III26 FS	26 x 1.2	10	1	1475 26 6
5062 LI12 FS	12 x 0.75	10	1	1475 62 2
5062 LI17 FS	17 x 0.75	10	1	1475 67 3
5062 LIII26 FS	26 x 1	10	1	1475 76 2

 **Perforated steel strap, ridged, V4A**

Type	Dimension	Per roll	Pack.	Item No.
	mm	m	pcs	
5062 II12 V4A	12 x 1	8	1	1475 13 2
5062 II17 V4A	17 x 1	8	1	1475 18 3
5062 III26 V4A	26 x 1.2	8	1	1475 27 2
5062 LIII26 V4A	26 x 1	8	1	1475 76 8

 **Perforated steel strap, plastic-coated**

Type	Dimension	Per roll	Pack.	Item No.
	mm	m	pcs	
5055 L PE I 14	13 x 3	10	1	1473 22 0
5055 L PE II 19	19 x 3	10	1	1473 27 1
5055 L PE III 28	28 x 3.7	10	1	1473 36 0




Pipe systems




Metal pipes and accessories

Armoured steel pipe, with thread




Type	Size	Pack.	Weight	Item No.
		m	kg/100 m	
SM16W G	16	30	50.390	2046 86 1
SM20W G	20	30	72.570	2046 86 2
SM25W G	25	30	92.290	2046 86 3
SM32W G	32	21	120.000	2046 86 4
SM40W G	40	15	151.450	2046 86 5
SM50W G	50	15	190.000	2046 86 6
SM63W G	63	9	271.550	2046 86 7

Armoured steel pipe bend, with thread




Type	Size	Pack.	Weight	Item No.
		pcs	kg/100 pcs.	
SBM16W G	16	15	8.000	2046 86 8
SBM20W G	20	25	10.000	2046 86 9
SBM25W G	25	25	30.000	2046 87 0
SBM32W G	32	20	40.000	2046 87 1
SBM40W G	40	15	80.000	2046 87 2
SBM50W G	50	5	100.000	2046 87 3
SBM63W G	63	3	190.000	2046 87 4

Armoured steel pipe connection sleeve, with thread




Type	Size	Pack.	Weight	Item No.
		pcs	kg/100 pcs.	
SVM16W G	16	25	2.110	2046 87 5
SVM20W G	20	50	3.030	2046 87 6
SVM25W G	25	50	5.030	2046 87 7
SVM32W G	32	50	8.130	2046 87 8
SVM40W G	40	25	11.370	2046 87 9
SVM50W G	50	10	16.970	2046 88 0
SVM63W G	63	5	30.670	2046 88 1

Armoured steel pipe, without thread




Type	Size	Pack.	Weight	Item No.
		m	kg/100 m	
S16W G	16	30	37.000	2046 84 0
S20W G	20	30	46.900	2046 84 1
S25W G	25	30	70.400	2046 84 2
S32W G	32	21	91.100	2046 84 3
S40W G	40	15	114.780	2046 84 4
S50W G	50	15	144.360	2046 84 5
S63W G	63	9	227.500	2046 84 6

Armoured steel pipe bend, without thread




Type	Size	Pack.	Weight	Item No.
		pcs	kg/100 pcs.	
SB16W G	16	15	8.000	2046 84 7
SB20W G	20	25	12.000	2046 84 8
SB25W G	25	25	18.000	2046 84 9
SB32W G	32	20	28.000	2046 85 0
SB40W G	40	15	67.000	2046 85 1
SB50W G	50	5	95.900	2046 85 2
SB63W G	63	3	159.360	2046 85 3

Armoured steel pipe connection sleeve, without thread




Type	Size	Pack.	Weight	Item No.
		pcs	kg/100 pcs.	
SV16W G	16	25	2.200	2046 85 4
SV20W G	20	50	3.900	2046 85 5
SV25W G	25	50	4.800	2046 85 6
SV32W G	32	50	7.000	2046 85 7
SV40W G	40	25	12.500	2046 85 8
SV50W G	50	10	19.500	2046 85 9
SV63W G	63	5	24.700	2046 86 0

Armoured steel pipe, with thread




Type	Size	Colour	Pack.	Weight	Item No.
			m	kg/100 m	
SM16W SW	16	Black	30	50.000	2046 50 0
SM20W SW	20	Black	30	73.000	2046 50 1
SM25W SW	25	Black	30	92.000	2046 50 2
SM32W SW	32	Black	21	120.000	2046 50 3
SM40W SW	40	Black	15	152.000	2046 50 5
SM50W SW	50	Black	15	190.700	2046 50 6
SM63W SW	63	Black	9	272.000	2046 50 7

Armoured steel pipe bend, with thread




Type	Size	Colour	Pack.	Weight	Item No.
			pcs	kg/100 pcs.	
SBM16W SW	16	Black	15	9.600	2046 51 1
SBM20W SW	20	Black	25	14.400	2046 51 3
SBM25W SW	25	Black	25	22.800	2046 51 4
SBM32W SW	32	Black	20	35.700	2046 51 5
SBM40W SW	40	Black	15	80.670	2046 51 6
SBM50W SW	50	Black	5	123.000	2046 51 7
SBM63W SW	63	Black	3	201.330	2046 51 8

Armoured steel pipe connection sleeve, with thread




Type	Size	Colour	Pack.	Weight	Item No.
			pcs	kg/100 pcs.	
SVM16W SW	16	Black	25	2.100	2046 52 2
SVM20W SW	20	Black	50	3.000	2046 52 3
SVM25W SW	25	Black	50	5.000	2046 52 4
SVM32W SW	32	Black	50	8.100	2046 52 5
SVM40W SW	40	Black	25	11.400	2046 52 6
SVM50W SW	50	Black	10	17.000	2046 52 7
SVM63W SW	63	Black	5	30.700	2046 52 8

Armoured steel pipe, without thread




Type	Size	Colour	Pack.	Weight	Item No.
			m	kg/100 m	
S16W SW	16	Black	30	37.000	2046 56 5
S20W SW	20	Black	30	47.000	2046 56 6
S25W SW	25	Black	30	70.000	2046 56 7
S32W SW	32	Black	21	91.000	2046 56 8
S40W SW	40	Black	15	114.700	2046 56 9
S50W SW	50	Black	15	144.000	2046 57 0
S63W SW	63	Black	9	182.700	2046 57 1

Armoured steel pipe bend, without thread




Type	Size	Colour	Pack.	Weight	Item No.
			pcs	kg/100 pcs.	
SB16W SW	16	Black	15	8.000	2046 57 5
SB20W SW	20	Black	25	12.000	2046 57 6
SB25W SW	25	Black	25	18.400	2046 57 7
SB32W SW	32	Black	20	28.500	2046 57 8
SB40W SW	40	Black	15	70.670	2046 57 9
SB50W SW	50	Black	5	108.000	2046 58 0
SB63W SW	63	Black	3	173.340	2046 58 1

Armoured steel pipe connection sleeve, without thread




Type	Size	Colour	Pack.	Weight	Item No.
			pcs	kg/100 pcs.	
SV16W SW	16	Black	25	2.400	2046 58 2
SV20W SW	20	Black	50	4.000	2046 58 3
SV25W SW	25	Black	50	5.200	2046 58 4
SV32W SW	32	Black	50	7.200	2046 58 5
SV40W SW	40	Black	25	13.200	2046 58 6
SV50W SW	50	Black	10	20.000	2046 58 7
SV63W SW	63	Black	5	26.000	2046 58 8

Armoured steel pipe, with thread




Type	Size	Pack.	Weight	Item No.
		m	kg/100 m	
SM16W FT	16	30	54.000	2046 53 3
SM20W FT	20	30	79.000	2046 53 4
SM25W FT	25	30	99.000	2046 53 5
SM32W FT	32	21	130.000	2046 53 6
SM40W FT	40	15	164.000	2046 53 7
SM50W FT	50	15	206.000	2046 53 8
SM63W FT	63	9	294.000	2046 54 0

Armoured steel pipe bend, with thread



Type	Size	Pack.	Weight	Item No.
		pcs	kg/100 pcs.	
SBM16W FT	16	15	12.260	2046 54 5
SBM20W FT	20	25	24.200	2046 54 6
SBM25W FT	25	25	37.600	2046 54 8
SBM32W FT	32	20	53.800	2046 54 9
SBM40W FT	40	15	94.130	2046 55 0
SBM50W FT	50	5	136.000	2046 55 1
SBM63W FT	63	3	253.330	2046 55 2

Armoured steel pipe connection sleeve, with thread




Type	Size	Pack.	Weight	Item No.
		pcs	kg/100 pcs.	
SVM16W FT	16	25	2.100	2046 55 3
SVM20W FT	20	50	3.000	2046 55 4
SVM25W FT	25	50	5.000	2046 55 6
SVM32W FT	32	50	8.100	2046 55 7
SVM40W FT	40	25	11.400	2046 55 8
SVM50W FT	50	10	17.000	2046 55 9
SVM63W FT	63	5	30.700	2046 56 0

Pipe systems


Metal pipes and accessories

Armoured steel pipe, without thread




Type	Size	Pack.	Weight	Item No.
		m	kg/100 m	
S16W FT	16	30	40.000	2046 59 3
S20W FT	20	30	51.000	2046 59 4
S25W FT	25	30	70.000	2046 59 5
S32W FT	32	21	98.000	2046 59 6
S40W FT	40	15	124.000	2046 59 7
S50W FT	50	15	156.000	2046 59 8
S63W FT	63	9	198.000	2046 59 9

Armoured steel pipe bend, without thread




Type	Size	Pack.	Weight	Item No.
		pcs	kg/100 pcs.	
SB16W FT	16	15	10.660	2046 60 4
SB20W FT	20	25	21.600	2046 60 5
SB25W FT	25	25	32.800	2046 60 6
SB32W FT	32	20	46.000	2046 61 0
SB40W FT	40	15	83.330	2046 61 4
SB50W FT	50	5	120.000	2046 61 5
SB63W FT	63	3	223.330	2046 61 6

Armoured steel pipe connection sleeve, without thread




Type	Size	Pack.	Weight	Item No.
		pcs	kg/100 pcs.	
SV16W FT	16	25	2.400	2046 62 0
SV20W FT	20	50	4.400	2046 62 1
SV25W FT	25	50	5.600	2046 62 2
SV32W FT	32	50	7.800	2046 62 3
SV40W FT	40	25	14.400	2046 62 4
SV50W FT	50	10	22.000	2046 62 5
SV63W FT	63	5	28.000	2046 62 6

Stainless steel pipe, V2A




Type	Size	Pack.	Weight	Item No.
		m	kg/100 m	
S16W V2A	16	30	36.700	2046 72 0
S20W V2A	20	30	46.700	2046 72 1
S25W V2A	25	30	60.000	2046 72 2
S32W V2A	32	21	93.400	2046 72 3
S40W V2A	40	15	116.700	2046 72 4
S50W V2A	50	15	180.000	2046 72 5
S63W V2A	63	9	230.000	2046 72 6

Stainless steel pipe bend, V2A




Type	Size	Pack.	Weight	Item No.
		pcs	kg/100 pcs.	
SB16W V2A	16	15	10.000	2046 73 0
SB20W V2A	20	25	10.000	2046 73 1
SB25W V2A	25	25	20.000	2046 73 2
SB32W V2A	32	20	30.000	2046 73 3
SB40W V2A	40	15	50.000	2046 73 4
SB50W V2A	50	5	90.000	2046 73 5
SB63W V2A	63	3	120.000	2046 73 6

Stainless steel pipe connection sleeve, V2A




Type	Size	Pack.	Weight	Item No.
		pcs	kg/100 pcs.	
SV16W V2A	16	25	2.000	2046 74 0
SV20W V2A	20	50	2.000	2046 74 1
SV25W V2A	25	50	4.000	2046 74 2
SV32W V2A	32	50	10.000	2046 74 3
SV40W V2A	40	25	10.000	2046 74 4
SV50W V2A	50	10	20.000	2046 74 5
SV63W V2A	63	5	30.000	2046 74 6

Stainless steel pipe connection sleeve IP67




Type	Size	Pack.	Weight	Item No.
		pcs	kg/100 pcs.	
SV20W V2A IP67	20	10	4.300	2046 48 8
SV25W V2A IP67	25	10	5.400	2046 49 0
SV32W V2A IP67	32	10	6.900	2046 49 2
SV40W V2A IP67	40	10	8.300	2046 49 4
SV50W V2A IP67	50	5	10.200	2046 49 6

Stainless steel pipe, V4A




Type	Size	Pack.	Weight	Item No.
		m	kg/100 m	
S16W V4A	16	15	36.700	2046 75 0
S20W V4A	20	15	46.700	2046 75 1
S25W V4A	25	15	60.000	2046 75 2
S32W V4A	32	15	93.400	2046 75 3
S40W V4A	40	9	116.700	2046 75 4
S50W V4A	50	9	180.000	2046 75 5
S63W V4A	63	9	230.000	2046 75 6

Stainless steel pipe bend, V4A




Type	Size	Pack.	Weight	Item No.
		pcs	kg/100 pcs.	
SB16W V4A	16	5	7.200	2046 76 0
SB20W V4A	20	10	13.300	2046 76 1
SB25W V4A	25	10	20.400	2046 76 2
SB32W V4A	32	10	42.000	2046 76 3
SB40W V4A	40	5	61.200	2046 76 4
SB50W V4A	50	5	79.500	2046 76 5
SB63W V4A	63	3	144.600	2046 76 6

Stainless steel pipe connection sleeve, V4A




Type	Size	Pack.	Weight	Item No.
		pcs	kg/100 pcs.	
SV16W V4A	16	10	2.100	2046 77 0
SV20W V4A	20	15	3.200	2046 77 1
SV25W V4A	25	15	4.000	2046 77 2
SV32W V4A	32	15	7.300	2046 77 3
SV40W V4A	40	10	10.300	2046 77 4
SV50W V4A	50	5	16.700	2046 77 5
SV63W V4A	63	3	20.900	2046 77 6

Aluminium pipe, with thread




Type	Size	Pack.	Weight	Item No.
		m	kg/100 m	
SM16W ALU	16	30	20.000	2046 03 2
SM20W ALU	20	30	30.000	2046 03 3
SM25W ALU	25	30	36.700	2046 03 4
SM32W ALU	32	30	50.000	2046 03 5
SM40W ALU	40	15	60.000	2046 03 6
SM50W ALU	50	15	86.700	2046 03 7
SM63W ALU	63	15	110.000	2046 03 8

Aluminium pipe bend, with thread




Type	Size	Pack.	Weight	Item No.
		pcs	kg/100 pcs.	
SBM16W ALU	16	15	4.000	2046 04 2
SBM20W ALU	20	25	7.000	2046 04 3
SBM25W ALU	25	25	10.000	2046 04 4
SBM32W ALU	32	20	15.000	2046 04 5
SBM40W ALU	40	15	23.000	2046 04 6
SBM50W ALU	50	5	37.000	2046 04 7
SBM63W ALU	63	3	59.000	2046 04 8

Aluminium pipe connection sleeve, with thread




Type	Size	Pack.	Weight	Item No.
		pcs	kg/100 pcs.	
SVM16W ALU	16	50	1.000	2046 05 2
SVM20W ALU	20	50	1.000	2046 05 3
SVM25W ALU	25	50	2.000	2046 05 4
SVM32W ALU	32	50	3.000	2046 05 5
SVM40W ALU	40	20	4.000	2046 05 6
SVM50W ALU	50	20	6.000	2046 05 7
SVM63W ALU	63	20	7.000	2046 05 8

Aluminium pipe, without thread



Type	Size	Pack.	Weight	Item No.
		m	kg/100 m	
S16W ALU	16	30	15.070	2046 00 2
S20W ALU	20	30	19.130	2046 00 3
S25W ALU	25	30	26.130	2046 00 4
S32W ALU	32	30	33.830	2046 00 5
S40W ALU	40	15	45.800	2046 00 6
S50W ALU	50	15	57.700	2046 00 7
S63W ALU	63	15	88.330	2046 00 8


Aluminium pipe bend, without thread



Type	Size	Pack.	Weight	Item No.
		pcs	kg/100 pcs.	
SB16W ALU	16	15	4.000	2046 01 2
SB20W ALU	20	25	6.000	2046 01 3
SB25W ALU	25	25	9.000	2046 01 4
SB32W ALU	32	20	12.000	2046 01 5
SB40W ALU	40	15	20.000	2046 01 6
SB50W ALU	50	5	31.000	2046 01 7
SB63W ALU	63	3	45.000	2046 01 8


Metal pipes and accessories

Aluminium pipe connection sleeve, without thread




Type	Size	Pack.	Weight	Item No.
		pcs	kg/100 pcs.	
SV16W ALU	16	50	1.000	2046 02 2
SV20W ALU	20	50	1.000	2046 02 3
SV25W ALU	25	50	2.000	2046 02 4
SV32W ALU	32	50	2.000	2046 02 5
SV40W ALU	40	20	3.000	2046 02 6
SV50W ALU	50	20	5.000	2046 02 7
SV63W ALU	63	20	9.000	2046 02 8

Pipe end cap, metric




Type	Size	Colour	Pack.	Weight	Item No.
			pcs	kg/100 pcs.	
129 M16	M16	Light grey	100	0.240	2047 81 0
129 M20	M20	Light grey	100	0.330	2047 82 9
129 M25	M25	Light grey	50	0.610	2047 83 7
129 M32	M32	Light grey	50	1.070	2047 85 3
129 M40	M40	Light grey	50	1.440	2047 86 1
129 M50	M50	Light grey	25	2.180	2047 88 8
129 M63	M63	Light grey	25	2.810	2047 89 6

Pipe end cap, metric




Type	Size	Colour	Pack.	Weight	Item No.
			pcs	kg/100 pcs.	
129 M16 SW	M16	Black	100	0.240	2047 93 4
129 M20 SW	M20	Black	100	0.330	2047 94 2
129 M25 SW	M25	Black	50	0.610	2047 95 0
129 M32 SW	M32	Black	50	1.070	2047 96 9
129 M40 SW	M40	Black	50	1.440	2047 97 7
129 M50 SW	M50	Black	25	2.180	2047 98 5
129 M63 SW	M63	Black	25	2.810	2047 99 3

Pipe end cap, PG



Type	Size	Colour	Pack.	Weight	Item No.
			pcs	kg/100 pcs.	
129 PG9	Pg 9	Light grey	100	0.240	2044 09 9
129 PG11	Pg 11	Light grey	100	0.280	2044 11 0
129 PG13.5	Pg 13,5	Light grey	100	0.330	2044 13 7
129 PG16	Pg 16	Light grey	100	0.400	2044 16 1
129 PG21	Pg 21	Light grey	50	0.610	2044 21 8
129 PG29	Pg 29	Light grey	50	1.070	2044 29 3
129 PG36	Pg 36	Light grey	50	1.440	2044 36 6
129 PG42	Pg 42	Light grey	25	2.180	2044 42 0
129 PG48	Pg 48	Light grey	25	2.810	2044 47 1

T piece with thread




Type	Thread	Pack.	Weight	Item No.
		pcs	kg/100 pcs.	
SKTM16W ALU	M16x1,5	15	7.200	2047 60 4
SKTM20W ALU	M20x1,5	18	13.500	2047 60 5
SKTM25W ALU	M25x1,5	10	22.000	2047 60 6
SKTM32W ALU	M32x1,5	4	46.600	2047 60 7
SKTM40W ALU	M40x1,5	4	34.000	2047 60 8
SKTM50W ALU	M50x1,5	2	56.300	2047 60 9

T piece without thread



Type	Size	Pack.	Weight	Item No.
		pcs	kg/100 pcs.	
SKT16W ALU	16	15	6.900	2047 58 8
SKT20W ALU	20	18	12.900	2047 58 9
SKT25W ALU	25	10	21.500	2047 59 0
SKT32W ALU	32	4	45.300	2047 59 1
SKT40W ALU	40	4	32.800	2047 59 2
SKT50W ALU	50	2	53.100	2047 59 3

Control bend with thread



Type	Size	Pack.	Weight	Item No.
		pcs	kg/100 pcs.	
SKBM16W ALU	16	25	3.900	2047 63 8
SKBM20W ALU	20	25	9.300	2047 63 9
SKBM25W ALU	25	20	13.900	2047 64 0
SKBM32W ALU	32	8	29.700	2047 64 1
SKBM40W ALU	40	8	21.700	2047 64 2
SKBM50W ALU	50	4	34.800	2047 64 3


Control bend without thread



Type	Size	Pack.	Weight	Item No.
		pcs	kg/100 pcs.	
SKB16W ALU	16	25	3.600	2047 62 3
SKB20W ALU	20	25	9.000	2047 62 4
SKB25W ALU	25	20	13.400	2047 62 5
SKB32W ALU	32	8	27.700	2047 62 6
SKB40W ALU	40	8	20.900	2047 62 7
SKB50W ALU	50	4	34.300	2047 62 8


Quick pipe system

Quick pipe




Type	Size	Colour	Pack.	Item No.
			m	
2953 M16 LGR	M16	Light grey	50	2153 90 4
2953 M20 LGR	M20	Light grey	40	2153 91 2
2953 M25 LGR	M25	Light grey	30	2153 92 0
2953 M32 LGR	M32	Light grey	20	2153 93 9
2953 M16 RW	M16	Pure white	50	2153 96 0
2953 M20 RW	M20	Pure white	40	2153 96 3
2953 M25 RW	M25	Pure white	30	2153 96 6
2953 M32 RW	M32	Pure white	20	2153 96 9

90° Quick pipe bend



Type	Size	Colour	Pack.	Item No.
			pcs	
2953 B M16 LGR	M16	Light grey	5	2153 86 4
2953 B M20 LGR	M20	Light grey	5	2153 86 6
2953 B M25 LGR	M25	Light grey	5	2153 86 8
2953 B M32 LGR	M32	Light grey	5	2153 87 0
2953 B M16 RW	M16	Pure white	5	2153 98 0
2953 B M20 RW	M20	Pure white	5	2153 98 2
2953 B M25 RW	M25	Pure white	5	2153 98 4
2953 B M32 RW	M32	Pure white	5	2153 98 6

Quick pipe connecting sleeve



Type	Size	Colour	Pack.	Item No.
			pcs	
2953 M M16 LGR	M16	Light grey	10	2153 82 9
2953 M M20 LGR	M20	Light grey	10	2153 83 1
2953 M M25 LGR	M25	Light grey	10	2153 83 3
2953 M M32 LGR	M32	Light grey	10	2153 83 5
2953 M M16 RW	M16	Pure white	10	2153 97 1
2953 M M20 RW	M20	Pure white	10	2153 97 3
2953 M M25 RW	M25	Pure white	10	2153 97 5
2953 M M32 RW	M32	Pure white	10	2153 97 7

Pipe systems

Quick pipe system

Quick pipe T piece					
Type	Size	Colour		Pack.	Item No.
				pcs	
2953 T M16 LGR	M16	Light grey		5	2153 87 2
2953 T M20 LGR	M20	Light grey		5	2153 87 4
2953 T M25 LGR	M25	Light grey		5	2153 87 6
2953 T M32 LGR	M32	Light grey		5	2153 87 8
2953 T M16 RW	M16	Pure white		5	2153 99 2
2953 T M20 RW	M20	Pure white		5	2153 99 4
2953 T M25 RW	M25	Pure white		5	2153 99 6
2953 T M32 RW	M32	Pure white		5	2153 99 8

Quick duct shears			
Type		Pack.	Item No.
		pcs	
SQ 1632		1	2153 57 2

Set made of Quick clip and Quick pipe					
Type	Size	Colour		Pack.	Item No.
				pcs	
2954 M16 LGR	M16	Light grey		1	2154 50 1
2954 M20 LGR	M20	Light grey		1	2154 52 8
2954 M25 LGR	M25	Light grey		1	2154 53 6
2954 M32 LGR	M32	Light grey		1	2154 54 4






Support clamp systems




Beam clamps for knocking in

Beam clamp, gland hole




Type	Flange thickness	Breaking load	Pack.	Item No.
	mm	kN	pcs	
TKN 4-0	2-4	0.45	100	1480 40 0
TKN 9-0	5-9	0.45	100	1480 40 4
TKN 16-0	10-16	0.45	100	1480 40 8
TKN 20-0	17-20	0.45	100	1480 41 2

Beam clamp, with threaded bolt




Type	Flange thickness	Breaking load	Pack.	Item No.
	mm	kN	pcs	
TK-G 4	2-4	0.45	100	1481 10 2
TK-G 9	5-9	0.45	100	1481 10 8
TK-G 16	10-16	0.45	100	1481 11 4
TK-G 20	17-20	0.45	100	1481 12 0

Beam clamp, with female thread




Type	Flange thickness	Breaking load	Pack.	Item No.
	mm	kN	pcs	
TKIN 7-6	3-7	0.45	100	1480 43 0
TKIN 12,5-6	8-12.5	0.45	100	1480 43 4
TKIN 20-6	14-20	0.45	100	1480 43 8

Beam clamp, with threaded bolt




Type	Flange thickness	Breaking load	Pack.	Item No.
	mm	kN	pcs	
TKGN 7-6	3-7	0.45	100	1480 45 0
TKGN 12,5-6	8-12.5	0.45	100	1480 45 4
TKGN 20-6	14-20	0.45	100	1480 45 8

Beam clamp, with cable tie




Type	Flange thickness	Breaking load	Pack.	Item No.
	mm	kN	pcs	
TKKN 4-240	2-4	0.22	100	1480 47 0
TKKN 9-240	5-9	0.22	100	1480 47 8
TKKN 16-240	10-16	0.22	100	1480 48 6
TKKN 20-240	17-20	0.22	100	1480 49 4
TKKN 9-365	5-9	0.22	100	1480 48 2
TKKN 16-365	10-16	0.22	100	1480 49 0

Beam clamp, for installation strip




Type	Flange thickness	Breaking load	Pack.	Item No.
	mm	kN	pcs	
TKRN 4	2-4	0.72	100	1480 51 0

Beam clamp, for threaded rod




Type	Flange thickness	Breaking load	Pack.	Item No.
	mm	kN	pcs	
TKRN 9-6	5-9	0.68	100	1480 52 2
TKRN 9-8	5-9	0.68	100	1480 53 0
TKRN 9-10	5-9	0.68	100	1480 53 8
TKRN 16-6	10-16	0.68	100	1480 52 6
TKRN 16-8	10-16	0.68	100	1480 53 4
TKRN 16-10	10-16	0.68	100	1480 54 2

Beam clamp, for pipes




Type	Flange thickness	Breaking load	Pack.	Item No.
	mm	kN	pcs	
TKSN 4-25	2-4	0.45	100	1480 57 0
TKSN 4-40	2-4	0.45	100	1480 57 8
TKSN 9-25	5-9	0.45	100	1480 58 2
TKSN 9-32	5-9	0.45	50	1480 59 0
TKSN 16-25	10-16	0.45	100	1480 58 6
TKSN 16-32	10-16	0.45	50	1480 59 4
TKSN 16-40	10-16	0.45	50	1480 60 2
TKSN 20-25	17-20	0.45	50	1480 60 6
TKSN 20-32	17-20	0.45	50	1480 61 0
TKSN 20-40	17-20	0.45	50	1480 61 4

Beam clamp, for pipes




Type	Flange thickness	Breaking load	Pack.	Item No.
	mm	kN	pcs	
TKCN 4-20	2-4	0.11	100	1480 63 0
TKCN 4-25	2-4	0.11	100	1480 63 4
TKCN 9-20	5-9	0.11	100	1480 63 8
TKCN 9-25	5-9	0.11	100	1480 64 6
TKCN 9-32	5-9	0.11	100	1480 65 4
TKCN 16-20	10-16	0.11	100	1480 64 2
TKCN 16-25	10-16	0.11	100	1480 65 0
TKCN 16-32	10-16	0.11	100	1480 65 8
TKCN 20-20	17-20	0.11	50	1480 66 2
TKCN 20-25	17-20	0.11	50	1480 66 6
TKCN 20-32	17-20	0.11	50	1480 67 0

Beam clamp, for pipes




Type	Flange thickness	Breaking load	Pack.	Item No.
	mm	kN	pcs	
TKSUN 7-25	3-7	0.45	50	1480 76 0
TKSUN 7-40	3-7	0.45	50	1480 76 8
TKSUN 12,5-25	8-12.5	0.45	50	1480 77 2
TKSUN 12,5-32	8-12.5	0.45	50	1480 77 6
TKSUN 12,5-40	8-12.5	0.45	50	1480 78 0
TKSUN 20-25	14-20	0.45	50	1480 78 4
TKSUN 20-32	14-20	0.45	50	1480 78 8
TKSUN 20-40	14-20	0.45	25	1480 79 2

Beam clamp, for pipes



Type	Flange thickness	Breaking load	Pack.	Item No.
	mm	kN	pcs	
TKCUN 7-20	3-7	0.11	50	1480 71 0
TKCUN 7-25	3-7	0.11	50	1480 71 4
TKCUN 12,5-20	8-12.5	0.11	50	1480 72 2
TKCUN 12,5-25	8-12.5	0.11	50	1480 72 6
TKCUN 12,5-32	8-12.5	0.11	50	1480 73 0
TKCUN 20-25	14-20	0.11	50	1480 73 8
TKCUN 20-32	14-20	0.11	50	1480 74 2

Beam clamp, for pipes



Type	Flange thickness	Cable Ø	Pack.	Item No.
	mm	mm	pcs	
TKCI 4-5 N	2-4	4.5-5.5	100	1487 50 0
TKCI 4-7 N	2-4	6-7	100	1487 50 2
TKCI 4-9 N	2-4	7-9	100	1487 50 4
TKCI 4-12 N	2-4	10-12	100	1487 50 6
TKCI 4-14 N	2-4	12-14	100	1487 50 8
TKCI 4-18 N	2-4	15-18	100	1487 51 0
TKCI 4-24 N	2-4	19-24	100	1487 51 2
TKCI 4-30 N	2-4	25-30	100	1487 51 4
TKCI 7-5 N	4-7	4.5-5.5	100	1487 53 0
TKCI 7-7 N	4-7	6-7	100	1487 53 2
TKCI 7-9 N	4-7	7-9	100	1487 53 4
TKCI 7-12 N	4-7	10-12	100	1487 53 6
TKCI 7-14 N	4-7	12-14	100	1487 53 8
TKCI 7-18 N	4-7	15-18	100	1487 54 0
TKCI 7-24 N	4-7	19-24	100	1487 54 2
TKCI 7-30 N	4-7	25-30	100	1487 54 4
TKCI 12-5 N	8-12	4.5-5.5	100	1487 56 0
TKCI 12-7 N	8-12	6-7	100	1487 56 2
TKCI 12-9 N	8-12	7-9	100	1487 56 4
TKCI 12-12 N	8-12	10-12	100	1487 56 6
TKCI 12-14 N	8-12	12-14	100	1487 56 8
TKCI 12-18 N	8-12	15-18	100	1487 57 0
TKCI 12-24 N	8-12	19-24	100	1487 57 2
TKCI 12-30 N	8-12	25-30	100	1487 57 4

Support clamp systems

Beam clamps for knocking in

Beam clamp, for pipes		
Type	Flange thickness	Item No.
	mm	
TKCI-A	12-20	1487 49 6

Beam clamp, with strap			
Type	Flange thickness	Pack.	Item No.
	mm	pcs	
TKBN 9	5-9	100	1480 68 4
TKBN 16	10-16	100	1480 68 8

Profile suspensions				
Type	Flange thickness	Breaking load	Pack.	Item No.
	mm	kN	pcs	
TKL 4	1.5-4	0.72	100	1485 10 5
TKL 6	4-6	0.72	100	1485 11 3

Support clip			
Type	Flange thickness	Pack.	Item No.
	mm	pcs	
TC 9-20 ZD	8-9	100	1487 72 8

Support clamp, multifunctional				
Type	Flange thickness	Breaking load	Pack.	Item No.
	mm	kN	pcs	
TK MULTI 8	2-8	1.2	100	1485 14 0
TK MULTI 16	8-16	1.2	100	1485 14 4
TK MULTI 24	16-24	1.2	50	1485 14 8

Support clamps for screwing in

Screw-in beam clamp, with gland hole			
Type	Flange thickness	Pack.	Item No.
	mm	pcs	
FL 1 TG	0-18	50	1488 01 5
FL 2 TG	0-20	50	1488 02 3
FL 3 TG	0-26	25	1488 03 1

Screw-in beam clamp, with thread			
Type	Flange thickness	Pack.	Item No.
	mm	pcs	
FL1-G M8 TG	0-18	50	1488 07 4
FL2-G M10 TG	0-20	50	1488 08 2
FL3-G M12 TG	0-26	25	1488 09 0

Screw-in beam clamp, with hinge			
Type	Flange thickness	Pack.	Item No.
	mm	pcs	
TK FL G	0-24	10	1488 11 1

Screw-in beam clamp, universal			
Type	Flange thickness	Pack.	Item No.
	mm	pcs	
TK 213	2-13	100	1484 70 2

Screw-in beam clamp, for pipes				
Type	Flange thickness	Dimension D	Pack.	Item No.
	mm	mm	pcs	
TKS 213-25	2-13	20	50	1484 81 8
TKS 213-32	2-13	25	50	1484 82 6
TKS 213-37	2-13	32	50	1484 83 4
TKS 213-42	2-13	38	50	1484 84 2

Special support clamp systems

Visible rail terminal				
Type	Thread	Breaking load	Pack.	Item No.
		kN	pcs	
TKD 9	M6x9	0.22	100	1486 60 8
TKD 16	M6x16	0.22	100	1486 61 6
TKD 25	M6x25	0.22	100	1486 62 4
TKD 38	M6x38	0.22	100	1486 63 2

Locknut			
Type	Thread	Breaking load	Item No.
		kN	
TKD G	M6	0.22	1486 67 5

Profile ceiling suspensions			
Type	Bore hole Ø	Pack.	Item No.
	mm	pcs	
TKT	7	100	1486 86 1


Beam clamp			
Type	Flange thickness	Pack.	Item No.
	mm	pair	
339 1	4-16	5	1408 51 8

Beam clamp			
Type	Flange thickness	Pack.	Item No.
	mm	pair	
339 2	6-34	5	1408 53 4

Support clamp			
Type	Flange thickness	Pack.	Item No.
	mm	pcs	
325 70 FT	70	25	5327 07 5
325 80 FT	80	25	5327 08 3
325 100 FT	100	25	5327 10 5
325 130 FT	130	25	5327 12 1


Special support clamp systems

Beam clamp




Type	Flange thickness	For threaded rod	Pack.	Item No.
	mm		pcs	
SSP 6-21 M6 FT	6-21	M8	25	1486 23 2
SSP 6-21 M8 FT	6-21	M8	25	1486 28 2

Beam clamp, V2A




Type	Flange thickness	For threaded rod	Pack.	Item No.
	mm		pcs	
SSP 6-21 M6 V2A	6-21	M8	25	1486 23 4
SSP 6-21 M8 V2A	6-21	M8	25	1486 28 4

Beam clamp, V4A




Type	Flange thickness	For threaded rod	Pack.	Item No.
	mm		pcs	
SSP 6-21 M6 V4A	6-21	M8	25	1486 23 6
SSP 6-21 M8 V4A	6-21	M8	25	1486 28 6

Beam clamp




Type	Flange thickness	For threaded rod	Pack.	Item No.
	mm		pcs	
SSP 20-40 M6 FT	20-40	M8	25	1486 23 8
SSP 20-40 M8 FT	20-40	M8	25	1486 28 8

Beam clamp, V2A



Type	Flange thickness	For threaded rod	Pack.	Item No.
	mm		pcs	
SSP 20-40 M6 V2A	20-40	M8	25	1486 24 2
SSP 20-40 M8 V2A	20-40	M8	25	1486 29 2


Beam clamp, V4A



Type	Flange thickness	For threaded rod	Pack.	Item No.
	mm		pcs	
SSP 20-40 M6 V4A	20-40	M8	25	1486 24 4
SSP 20-40 M8 V4A	20-40	M8	25	1486 29 4


Self-build profile system

Profile rail, 1.25 mm material thickness




Type	Dimension W x H	Material thickness	Length	Pack.	Item No.
	mm	mm	mm	pcs	
1268 L 150 FS	35 x 18	1.25	150	25	1104 24 1
1268 L 200 FS	35 x 18	1.25	200	25	1104 26 8
1268 L 300 FS	35 x 18	1.25	300	25	1104 28 4
1268 L 400 FS	35 x 18	1.25	400	10	1104 29 2
1268 L 500 FS	35 x 18	1.25	500	10	1104 30 6
1268 L 600 FS	35 x 18	1.25	600	10	1104 31 0
1268 L 700 FS	35 x 18	1.25	700	10	1104 31 5
1268 L 800 FS	35 x 18	1.25	800	10	1104 32 0
1268 L 900 FS	35 x 18	1.25	900	10	1104 32 5
1268 L 1M FS	35 x 18	1.25	1000	1	1104 49 7
1268 L 2M FS	35 x 18	1.25	2000	2	1104 50 0

Profile rail, 1.75 mm material thickness




Type	Dimension W x H	Material thickness	Length	Pack.	Item No.
	mm	mm	mm	pcs	
1268 SL 150 FS	35 x 18	1.75	150	25	1104 34 9
1268 SL 200 FS	35 x 18	1.75	200	25	1104 35 7
1268 SL 300 FS	35 x 18	1.75	300	25	1104 37 3
1268 SL 400 FS	35 x 18	1.75	400	10	1104 39 1
1268 SL 500 FS	35 x 18	1.75	500	10	1104 40 3
1268 SL 600 FS	35 x 18	1.75	600	10	1104 41 1
1268 SL 800 FS	35 x 18	1.75	800	10	1104 42 7
1268 SL 900 FS	35 x 18	1.75	900	10	1104 43 5
1268 SL 1M FS	35 x 18	1.75	1000	10	1104 44 5
1268 SL 2M FS	35 x 18	1.75	2000	2	1104 45 4

Protective cap




Type	Colour	Pack.	Item No.
		pcs	
1268 SK OR	Pastel orange	50	1124 50 2

Beam clamp, profile 1268




Type	Flange thickness	Pack.	Item No.
	mm	pcs	
328 1	5-11	50	1408 01 1
328 2	10-19	50	1408 04 6

Head plate




Type	Pack.	Item No.
	pcs	
1268 KP FT	25	6350 05 4

Triangular node




Type	Pack.	Item No.
	pcs	
1268 KD FT	25	6350 10 0

90° mounting bracket




Type	Pack.	Item No.
	pcs	
1268 W 90 G	25	6350 15 1

Suspension chain




Type	Breaking load	Pack.	Item No.
	kN	m	
K-C30 G	0.7	25	1488 20 1

Self-build profile




Type	Length	Pack.	Item No.
	mm	m	
1268 SP 3M FT	3000	30	6350 20 8

S hook




Type	Breaking load	Pack.	Item No.
	kN	pcs	
SH 40 G	0.5	100	1488 25 2

Hammer-head bolt



Type	Thread	Length	Pack.	Item No.
		mm	pcs	
5026 M6X20 G	M6	20	50	1151 70 3
5026 M8X25 G	M8	25	50	1151 71 1

Slide nut



Type	Thread	Pack.	Item No.
		pcs	
5019 M6 OS G	M6	100	1144 10 3
5019 M8 OS G	M8	100	1144 11 1
5019 M10 OS G	M10	100	1144 13 8


Support clamp systems

Self-build profile system

Washer, large diameter				
Type	Thread	Dimension D	Pack.	Item No.
		mm	pcs	
967 M6 G	M6	28	100	3402 20 7
967 M8 G	M8	28	100	3402 21 5
967 M10 G	M10	28	100	3402 22 3

Washer, DIN 125 Shape A				
Type	Thread	Dimension D	Pack.	Item No.
		mm	pcs	
966 M6 G	M6	12	100	3402 06 1
966 M8 G	M8	16	100	3402 08 8
966 M10 G	M10	20	100	3402 09 6

Hexagonal nut				
Type	Thread		Pack.	Item No.
			pcs	
DIN 934 M6 G	M6		100	3400 06 9
DIN 934 M8 G	M8		100	3400 08 5
DIN 934 M10 G	M10		100	3400 10 7





Rail systems



Profile rail

Profile rail, slot 11 mm, dividable

Type	Dimension W x H	Material thickness	Length	Pack.	Item No.
	mm	mm	mm	m	
2060 2M AB BK	20 x 8	0.75	2000	50	1106 02 3
2060 2M AB FS	20 x 8	0.75	2000	50	1106 12 0

Profile rail, slot 11 mm, perforated

Type	Dimension W x H	Material thickness	Length	Pack.	Item No.
	mm	mm	mm	m	
2060 L 2M FS	20 x 8	0.75	2000	50	1106 62 7

Profile rail, slot 11 mm, unperforated

Type	Dimension W x H	Material thickness	Length	Pack.	Item No.
	mm	mm	mm	m	
2060 2M FS	20 x 8	0.75	2000	50	1105 12 4

Profile rail, slot 11 mm, V2A, perforated

Type	Dimension W x H	Material thickness	Length	Pack.	Item No.
	mm	mm	mm	m	
2060 L 2M VA	20 x 8	0.75	2000	50	1106 62 8

Profile rail, slot 11 mm, V2A, unperforated

Type	Dimension W x H	Material thickness	Length	Pack.	Item No.
	mm	mm	mm	m	
2060 2M VA	20 x 8	0.75	2000	50	1105 12 5

Profile rail, slot 11 mm, perforated

Type	Dimension W x H	Material thickness	Length	Pack.	Item No.
	mm	mm	mm	m	
2061 L 2M FS	25 x 10	1	2000	2	1108 12 3

Profile rail, slot 11 mm, unperforated

Type	Dimension W x H	Material thickness	Length	Pack.	Item No.
	mm	mm	mm	m	
2061 2M FS	25 x 10	1	2000	50	1107 12 7

Profile rail, slot 11 mm

Type	Dimension W x H	Material thickness	Length	Pack.	Item No.
	mm	mm	mm	m	
2066 2M FT	25 x 12	1.5	2000	20	1117 02 5
2066 2M FS	25 x 12	1.5	2000	20	1117 03 3
2066 2M VA	25 x 12	1.5	2000	20	1117 06 8

Profile rail, slot 12 mm, perforated

Type	Dimension W x H	Material thickness	Length	Pack.	Item No.
	mm	mm	mm	m	
2062 L 2M FT	27 x 12,5	2	2000	20	1109 52 9

Profile rail, slot 12 mm, unperforated

Type	Dimension W x H	Material thickness	Length	Pack.	Item No.
	mm	mm	mm	m	
2062 2M FT	27 x 12,5	2	2000	20	1109 02 2
2062 2M BK	27 x 12,5	2	2000	20	1109 01 4

Profile rail, slot 16 mm

Type	Dimension W x H	Material thickness	Length	Pack.	Item No.
	mm	mm	mm	m	
C30 2M FS	30 x 15	1.5	2000	20	1110 00 4

Profile rail, slot 16 mm

Type	Dimension W x H	Material thickness	Length	Pack.	Item No.
	mm	mm	mm	m	
C30 L 2M FS	30 x 15	1.5	2000	2	1110 00 2

Profile rail, slot 16 mm

Type	Dimension W x H	Material thickness	Length	Pack.	Item No.
	mm	mm	mm	pcs	
C30 L 200 FT	30 x 15	1.5	200	25	1109 78 2
C30 L 300 FT	30 x 15	1.5	300	25	1109 79 0
C30 L 400 FT	30 x 15	1.5	400	10	1109 80 4
C30 L 500 FT	30 x 15	1.5	500	10	1109 81 2
C30 L 600 FT	30 x 15	1.5	600	10	1109 82 0
C30 L 700 FT	30 x 15	1.5	700	10	1109 83 9
C30 L 800 FT	30 x 15	1.5	800	10	1109 84 7

Profile rail, slot 16 mm

Type	Dimension W x H	Material thickness	Length	Pack.	Item No.
	mm	mm	mm	m	
C30 L 1M FT	30 x 15	1.5	1000	10	1109 86 3
C30 L 2M FT	30 x 15	1.5	2000	20	1109 87 1

Profile rail, slot 16.5 mm

Type	Dimension W x H	Material thickness	Length	Pack.	Item No.
	mm	mm	mm	m	
2063 2M BK	35 x 18	2	2000	20	1112 02 3
2063 2M FS	35 x 18	2	2000	20	1112 12 0
2063 2M FT	35 x 18	2	2000	20	1112 22 8

Profile rail, slot 16.5 mm

Type	Dimension W x H	Material thickness	Length	Pack.	Item No.
	mm	mm	mm	m	
2063 L 2M FS	35 x 18	2	2000	2	1112 70 8
2063 L 2M FT	35 x 18	2	2000	20	1112 75 9

Profile rail, slot 16.5 mm, V2A, unperforated

Type	Dimension W x H	Material thickness	Length	Pack.	Item No.
	mm	mm	mm	m	
2063 2M VA	35 x 18	2	2000	20	1110 00 5


Profile rail, slot 16.5 mm, V2A, perforated

Type	Dimension W x H	Material thickness	Length	Pack.	Item No.
	mm	mm	mm	m	
2063 L 2M VA	35 x 18	2	2000	20	1112 70 9

Rail systems


Profile rail

Profile rail, slot 16.5 mm




Type	Dimension W x H mm	Material thickness mm	Length mm	Pack. m	Item No.
2068 2M BK	35 x 18	1.5	2000	20	1118 02 1
2068 2M FT	35 x 18	1.5	2000	20	1118 12 9
2068 2M FS	35 x 18	1.5	2000	20	1118 22 6

Profile rail, slot 16.5 mm




Type	Dimension W x H mm	Material thickness mm	Length mm	Pack. m	Item No.
2068 L 2M FS	35 x 18	1.5	2000	2	1119 64 8
2068 L 200 FT	35 x 18	1.5	200	25	1119 69 6
2068 L 300 FT	35 x 18	1.5	300	25	1119 69 3
2068 L 400 FT	35 x 18	1.5	400	10	1119 69 0
2068 L 500 FT	35 x 18	1.5	500	10	1119 68 7
2068 L 600 FT	35 x 18	1.5	600	10	1119 68 4
2068 L 700 FT	35 x 18	1.5	700	10	1119 68 1
2068 L 800 FT	35 x 18	1.5	800	10	1119 67 8
2068 L 1M FT	35 x 18	1.5	1000	10	1119 67 2
2068 L 2M FT	35 x 18	1.5	2000	20	1119 65 6
2068 L 2M FTSO	35 x 18	1.5	2000	20	1119 67 0

Profile rail, slot 16.5 mm




Type	Dimension W x H mm	Material thickness mm	Length mm	Pack. m	Item No.
2068 L 2M VA	35 x 18	1.5	2000	20	1119 70 2
2068 L 6M VA	35 x 18	1.5	6000	6	1119 72 9

Profile rail, slot 17 mm




Type	Dimension W x H mm	Material thickness mm	Length mm	Pack. pcs	Item No.
1268 L 150 FS	35 x 18	1.25	150	25	1104 24 1
1268 L 200 FS	35 x 18	1.25	200	25	1104 26 8
1268 L 300 FS	35 x 18	1.25	300	25	1104 28 4
1268 L 400 FS	35 x 18	1.25	400	10	1104 29 2
1268 L 500 FS	35 x 18	1.25	500	10	1104 30 6
1268 L 600 FS	35 x 18	1.25	600	10	1104 31 0
1268 L 700 FS	35 x 18	1.25	700	10	1104 31 5
1268 L 800 FS	35 x 18	1.25	800	10	1104 32 0
1268 L 900 FS	35 x 18	1.25	900	10	1104 32 5
1268 L 1M FS	35 x 18	1.25	1000	1	1104 49 7
1268 L 2M FS	35 x 18	1.25	2000	2	1104 50 0

Profile rail, slot 17 mm




Type	Dimension W x H mm	Material thickness mm	Length mm	Pack. pcs	Item No.
1268 SL 150 FS	35 x 18	1.75	150	25	1104 34 9
1268 SL 200 FS	35 x 18	1.75	200	25	1104 35 7
1268 SL 300 FS	35 x 18	1.75	300	25	1104 37 3
1268 SL 400 FS	35 x 18	1.75	400	10	1104 39 1
1268 SL 500 FS	35 x 18	1.75	500	10	1104 40 3
1268 SL 600 FS	35 x 18	1.75	600	10	1104 41 1
1268 SL 800 FS	35 x 18	1.75	800	10	1104 42 7
1268 SL 900 FS	35 x 18	1.75	900	10	1104 43 5
1268 SL 1M FS	35 x 18	1.75	1000	10	1104 44 5
1268 SL 2M FS	35 x 18	1.75	2000	2	1104 45 4

Profile rail, slot 17 mm




Type	Dimension W x H mm	Material thickness mm	Length mm	Pack. m	Item No.
1268 L 1M VA	35 x 18	1.25	1000	10	1104 49 8
1268 L 2M VA	35 x 18	1.25	2000	20	1104 50 1

Protective cap, 1268




Type	Colour	Pack. pcs	Item No.
1268 SK OR	Pastel orange	50	1124 50 2

Profile rail, slot 18 mm




Type	Dimension W x H mm	Material thickness mm	Length mm	Pack. m	Item No.
2100 FT	46 x 24	2.5	2000	10	1120 20 4

Profile rail, slot 18 mm




Type	Dimension W x H mm	Material thickness mm	Length mm	Pack. m	Item No.
2110 FT	56 x 30	3	2000	10	1121 22 7

Profile rail, slot 18 mm




Type	Width mm	Pack. pcs	Item No.
CPS 4 SPR 492 FT	492	10	6007 24 4
CPS 4 SPR 592 FT	592	10	6007 25 2
CPS 4 SPR 692 FT	692	10	6007 26 0
CPS 4 SPR 792 FT	792	10	6007 27 9
CPS 4 SPR 892 FT	892	10	6007 28 7
CPS 4 SPR 992 FT	992	10	6007 29 5
CPS 4 SPR1092 FT	1092	10	6007 30 9
CPS 4 SPR1192 FT	1192	10	6007 31 7

Profile rail, slot 18 mm




Type	Dimension W x H mm	Material thickness mm	Length mm	Pack. m	Item No.
CPS 4L 2M FT	40 x 22,5	2	2000	10	1121 97 9
CPS 4L 6M FT	40 x 22,5	2	6000	6	1121 89 8

Profile rail, slot 18 mm, V2A



Type	Dimension W x H mm	Material thickness mm	Length mm	Pack. m	Item No.
CPS 4L 2M VA	40 x 22,5	2	2000	10	1121 96 0
CPS 4L 6M VA	40 x 22,5	2	6000	6	1121 90 1


Protective cap, CPS 4



Type	Colour	Pack. pcs	Item No.
CPS 4 SK OR SP	Pastel orange	25	1124 55 5


Profile rail

Profile rail, slot 22 mm




Type	Dimension W x H	Material thickness	Length	Pack.	Item No.
	mm	mm	mm	pcs	
CPS 5 L 200 FT	50 x 30	3	200	1	1121 39 1
CPS 5 L 300 FT	50 x 30	3	300	1	1121 24 3
CPS 5 L 400 FT	50 x 30	3	400	1	1121 27 8
CPS 5 L 500 FT	50 x 30	3	500	1	1121 40 5
CPS 5 L 600 FT	50 x 30	3	600	1	1121 29 4
CPS 5 L 700 FT	50 x 30	3	700	1	1121 33 2
CPS 5 L 800 FT	50 x 30	3	800	1	1121 30 8
CPS 5 L 900 FT	50 x 30	3	900	1	1121 33 6
CPS 5 L 1.5M FT	50 x 30	3	1500	1	1121 36 3

Profile rail, slot 22 mm




Type	Dimension W x H	Material thickness	Length	Pack.	Item No.
	mm	mm	mm	m	
CPS 5 L 1M FT	50 x 30	3	1000	1	1121 44 8
CPS 5 L 2M FT	50 x 30	3	2000	2	1121 46 4
CPS 5 L 3M FT	50 x 30	3	3000	3	1121 46 6
CPS 5 L 6M FT	50 x 30	3	6000	6	1121 47 2

Profile rail, slot 22 mm




Type	Dimension W x H	Material thickness	Length	Pack.	Item No.
	mm	mm	mm	pcs	
CPS 5 G 220 FT	50 x 30	3	220	1	6349 40 4
CPS 5 G 260 FT	50 x 30	3	260	1	6349 41 2
CPS 5 G 300 FT	50 x 30	3	300	1	6349 43 9
CPS 5 G 340 FT	50 x 30	3	340	1	6349 44 7
CPS 5 G 380 FT	50 x 30	3	380	1	6349 46 3

Profile rail, slot 22 mm, V2A




Type	Dimension W x H	Material thickness	Length	Pack.	Item No.
	mm	mm	mm	m	
CPS 5 L 2M VA	50 x 30	3	2000	2	1121 48 0
CPS 5 L 6M VA	50 x 30	3	6000	6	1121 49 9

Profile rail, slot 22 mm, V4A




Type	Dimension W x H	Material thickness	Length	Pack.	Item No.
	mm	mm	mm	pcs	
CPS 5 L 200 V4A	50 x 30	3	200	1	1121 39 3
CPS 5 L 300 V4A	50 x 30	3	300	1	1121 24 5
CPS 5 L 400 V4A	50 x 30	3	400	1	1121 28 0
CPS 5 L 500 V4A	50 x 30	3	500	1	1121 40 7
CPS 5 L 600 V4A	50 x 30	3	600	1	1121 29 6
CPS 5 L 700 V4A	50 x 30	3	700	1	1121 33 4
CPS 5 L 800 V4A	50 x 30	3	800	1	1121 31 0
CPS 5 L 900 V4A	50 x 30	3	900	1	1121 33 8

Profile rail, slot 22 mm, V4A




Type	Dimension W x H	Material thickness	Length	Pack.	Item No.
	mm	mm	mm	pcs	
CPS 5 L 1.5M V4A	50 x 30	3	1500	1	1121 36 5
CPS 5 L 2M V4A	50 x 30	3	2000	2	1121 46 5
CPS 5 L 3M V4A	50 x 30	3	3000	3	1121 46 9
CPS 5 L 6M V4A	50 x 30	3	6000	6	1121 47 3

Protective cap, CPS 5




Type	Colour	Pack.	Item No.
		pcs	
CPS 5 SK OR SP	Pastel orange	25	1124 56 3

Rung seat for steel supports




Type	Pack.	Item No.
	pair	
SAA CPS 4 FT	5	6007 49 8

Mounting rail, MS21




Type	Dimension W x H	Material thickness	Length	Pack.	Item No.
	mm	mm	mm	pcs	
MS 21 L 800 FS	41x21	2	800	1	1122 95 7

Mounting rail, MS 21




Type	Dimension W x H	Material thickness	Length	Pack.	Item No.
	mm	mm	mm	m	
MS 21 L 2M FS	41x21	2	2000	2	1122 91 8
MS 21 L 3M FS	41x21	2	3000	3	1122 92 0
MS 21 L 6M FS	41x21	2	6000	6	1122 92 2

Mounting rail, MS 21




Type	Dimension W x H	Material thickness	Length	Pack.	Item No.
	mm	mm	mm	pcs	
MS 21 L 200 FT	41x21	2	200	1	1122 93 3
MS 21 L 300 FT	41x21	2	300	1	1122 93 4
MS 21 L 400 FT	41x21	2	400	1	1122 93 5
MS 21 L 500 FT	41x21	2	500	1	1122 93 6
MS 21 L 600 FT	41x21	2	600	1	1122 93 7
MS 21 L 700 FT	41x21	2	700	1	1122 93 8
MS 21 L 800 FT	41x21	2	800	1	1122 93 9
MS 21 L 900 FT	41x21	2	900	1	1122 94 0

Mounting rail, MS 21




Type	Dimension W x H	Material thickness	Length	Pack.	Item No.
	mm	mm	mm	m	
MS 21 L 2M FT	41x21	2	2000	2	1122 92 3
MS 21 L 3M FT	41x21	2	3000	3	1122 92 4
MS 21 L 6M FT	41x21	2	6000	6	1122 92 6

Mounting rail, MS 21 V2A




Type	Dimension W x H	Material thickness	Length	Pack.	Item No.
	mm	mm	mm	m	
MS 21 L 3M V2A	41x21	2	3000	3	1122 92 8
MS 21 L 6M V2A	41x21	2	6000	6	1122 92 9

Mounting rail, MS 21 V4A



Type	Dimension W x H	Material thickness	Length	Pack.	Item No.
	mm	mm	mm	m	
MS 21 L 2M V4A	41x21	2	2000	2	1122 47 6
MS 21 L 3M V4A	41x21	2	3000	3	1122 93 1
MS 21 L 6M V4A	41x21	2	6000	6	1122 93 2

Mounting rail, MS 21 V4A




Type	Dimension W x H	Material thickness	Length	Pack.	Item No.
	mm	mm	mm	pcs	
MS 21 L 200 V4A	41x21	2	200	1	1122 46 8
MS 21 L 300 V4A	41x21	2	300	1	1122 46 9
MS 21 L 400 V4A	41x21	2	400	1	1122 47 0
MS 21 L 500 V4A	41x21	2	500	1	1122 47 1
MS 21 L 600 V4A	41x21	2	600	1	1122 47 2
MS 21 L 700 V4A	41x21	2	700	1	1122 47 3
MS 21 L 800 V4A	41x21	2	800	1	1122 47 4
MS 21 L 900 V4A	41x21	2	900	1	1122 47 5

Rail systems


Profile rail

Mounting rail, MS 21, double version




Type	Dimension W x H	Material thickness	Length	Pack.	Item No.
	mm	mm	mm	m	
MS 21 D L 3M FS	41x42	2	3000	3	1122 94 7
MS 21 D L 6M FS	41x42	2	6000	6	1122 94 8

Mounting rail, MS 21, double version




Type	Dimension W x H	Material thickness	Length	Pack.	Item No.
	mm	mm	mm	m	
MS 21 D L 3M FT	41x42	2	3000	3	1122 94 4
MS 21 D L 6M FT	41x42	2	6000	6	1122 94 5

Mounting rail, MS 21, double version, V2A




Type	Dimension W x H	Material thickness	Length	Pack.	Item No.
	mm	mm	mm	m	
MS 21 D L 3M 2V2A	41x42	2	3000	3	1122 95 2
MS 21 D L 6M 2V2A	41x42	2	6000	6	1122 95 4

Protective cap MS21




Type	Colour	Pack.	Item No.
		pcs	
MS 21 SK OR SP	Pastel orange	25	1122 90 2

Mounting rail, MS41




Type	Dimension W x H	Material thickness	Length	Pack.	Item No.
	mm	mm	mm	m	
MS 41 L 1M 2 FS	41x41	2	1000	1	1122 97 0
MS 41 L 3M 2 FS	41x41	2	3000	3	1122 97 2
MS 41 L 6M 2 FS	41x41	2	6000	6	1122 97 4

Mounting rail, MS41




Type	Dimension W x H	Material thickness	Length	Pack.	Item No.
	mm	mm	mm	m	
MS 41 L 1M FS	41x41	2.5	1000	1	1122 90 8
MS 41 L 3M FS	41x41	2.5	3000	3	1122 91 0
MS 41 L 6M FS	41x41	2.5	6000	6	1122 91 2

Mounting rail, MS41




Type	Dimension W x H	Material thickness	Length	Pack.	Item No.
	mm	mm	mm	m	
MS 41 LS 1M 2 FS	41x41	2	1000	1	1123 00 8
MS 41 LS 3M 2 FS	41x41	2	3000	3	1123 01 0
MS 41 LS 6M 2 FS	41x41	2	6000	6	1123 01 2

Mounting rail, MS41




Type	Dimension W x H	Material thickness	Length	Pack.	Item No.
	mm	mm	mm	pcs	
MS 41 L 200 FT	41x41	2.5	200	1	1122 50 9
MS 41 L 300 FT	41x41	2.5	300	1	1122 51 7
MS 41 L 400 FT	41x41	2.5	400	1	1122 52 5
MS 41 L 500 FT	41x41	2.5	500	1	1122 53 3
MS 41 L 600 FT	41x41	2.5	600	1	1122 54 1
MS 41 L 700 FT	41x41	2.5	700	1	1122 56 8
MS 41 L 800 FT	41x41	2.5	800	1	1122 57 6
MS 41 L 900 FT	41x41	2.5	900	1	1122 58 4

Mounting rail, MS41




Type	Dimension W x H	Material thickness	Length	Pack.	Item No.
	mm	mm	mm	m	
MS 41 L 1M 2 FT	41x41	2	1000	1	1122 96 2
MS 41 L 3M 2 FT	41x41	2	3000	3	1122 96 4
MS 41 L 6M 2 FT	41x41	2	6000	6	1122 96 6

Mounting rail, MS41




Type	Dimension W x H	Material thickness	Length	Pack.	Item No.
	mm	mm	mm	m	
MS 41 L 1M FT	41x41	2.5	1000	1	1122 60 6
MS 41 L 3M FT	41x41	2.5	3000	3	1122 62 2
MS 41 L 6M FT	41x41	2.5	6000	6	1122 65 7

Mounting rail, MS 41 V2A




Type	Dimension W x H	Material thickness	Length	Pack.	Item No.
	mm	mm	mm	m	
MS 41 L 1M 2 V2A	41x41	2	1000	1	1122 97 8
MS 41 L 3M 2 V2A	41x41	2	3000	3	1122 98 0
MS 41 L 6M 2 V2A	41x41	2	6000	6	1122 98 2

Mounting rail, MS 41 V4A




Type	Dimension W x H	Material thickness	Length	Pack.	Item No.
	mm	mm	mm	pcs	
MS 41 L 200 V4A	41x41	2.5	200	1	1123 03 1
MS 41 L 300 V4A	41x41	2.5	300	1	1123 03 3
MS 41 L 400 V4A	41x41	2.5	400	1	1123 03 5
MS 41 L 500 V4A	41x41	2.5	500	1	1123 03 7
MS 41 L 600 V4A	41x41	2.5	600	1	1123 03 9
MS 41 L 700 V4A	41x41	2.5	700	1	1123 04 1
MS 41 L 800 V4A	41x41	2.5	800	1	1123 04 3
MS 41 L 900 V4A	41x41	2.5	900	1	1123 04 5

Mounting rail, MS 41 V4A




Type	Dimension W x H	Material thickness	Length	Pack.	Item No.
	mm	mm	mm	m	
MS 41 L 1M 2 V4A	41x41	2	1000	1	1122 98 8
MS 41 L 3M 2 V4A	41x41	2	3000	3	1122 99 0
MS 41 L 6M 2 V4A	41x41	2	6000	6	1122 99 2

Mounting rail, MS 41 V4A



Type	Dimension W x H	Material thickness	Length	Pack.	Item No.
	mm	mm	mm	m	
MS 41 L 1M V4A	41x41	2.5	1000	1	1123 04 7
MS 41 L 3M V4A	41x41	2.5	3000	3	1123 04 9
MS 41 L 6M V4A	41x41	2.5	6000	6	1123 05 1


Mounting rail, MS41



Type	Dimension W x H	Material thickness	Length	Pack.	Item No.
	mm	mm	mm	m	
MS 41 LS 1M FS	41x41	2.5	1000	1	1122 48 1
MS 41 LS 3M FS	41x41	2.5	3000	3	1122 91 4
MS 41 LS 6M FS	41x41	2.5	6000	6	1122 91 6


Profile rail

Mounting rail, MS41




Type	Dimension W x H mm	Material thickness mm	Length mm	Pack. m	Item No.
MS 41 LS 1M FT	41x41	2.5	1000	1	1122 47 9
MS 41 LS 3M FT	41x41	2.5	3000	3	1122 48 3
MS 41 LS 6M FT	41x41	2.5	6000	6	1122 48 7

Mounting rail, MS 41 V2A




Type	Dimension W x H mm	Material thickness mm	Length mm	Pack. m	Item No.
MS 41 LS1M 2 V2A	41x41	2	1000	1	1123 01 4
MS 41 LS3M 2 V2A	41x41	2	3000	3	1123 01 6
MS 41 LS6M 2 V2A	41x41	2	6000	6	1123 01 8

Mounting rail, MS41




Type	Dimension W x H mm	Material thickness mm	Length mm	Pack. m	Item No.
MS 41 LS 1M 2 FT	41x41	2	1000	1	1123 00 1
MS 41 LS 3M 2 FT	41x41	2	3000	3	1123 00 3
MS 41 LS 6M 2 FT	41x41	2	6000	6	1123 00 5

Mounting rail, MS 41 V4A




Type	Dimension W x H mm	Material thickness mm	Length mm	Pack. m	Item No.
MS 41 LS1M 2 V4A	41x41	2	1000	1	1123 02 1
MS 41 LS3M 2 V4A	41x41	2	3000	3	1123 02 3
MS 41 LS6M 2 V4A	41x41	2	6000	6	1123 02 5

Mounting rail, MS41




Type	Dimension W x H mm	Material thickness mm	Length mm	Pack. pcs	Item No.
MS 41 LS 300 FT	41x41	2.5	300	1	1122 50 0
MS 41 LS 400 FT	41x41	2.5	400	1	1122 50 1

Mounting rail, MS 41 V4A




Type	Dimension W x H mm	Material thickness mm	Length mm	Pack. m	Item No.
MS 41 LS 1M V4A	41x41	2.5	1000	1	1123 07 7
MS 41 LS 6M V4A	41x41	2.5	6000	6	1123 07 9

Mounting rail, MS 41, double version




Type	Dimension W x H mm	Material thickness mm	Length mm	Pack. m	Item No.
MS 41D L 3M 2 FS	41x82	2	3000	3	1122 67 6
MS 41D L 6M 2 FS	41x82	2	6000	6	1122 67 8

Mounting rail, MS 41, double version




Type	Dimension W x H mm	Material thickness mm	Length mm	Pack. m	Item No.
MS 41D L 3M 2 FT	41x82	2	3000	3	1122 67 1
MS 41D L 6M 2 FT	41x82	2	6000	6	1122 67 3

Mounting rail, MS 41, double version, V2A




Type	Dimension W x H mm	Material thickness mm	Length mm	Pack. m	Item No.
MS 41 D L3M 2V2A	41x82	2	3000	3	1122 68 2
MS 41 D L6M 2V2A	41x82	2	6000	6	1122 68 4

Protective cap MS41



Type	Colour	Pack. pcs	Item No.
MS 41 SK OR SP	Pastel orange	25	1122 90 0


End cap MS 41



Type	Colour	Pack. pcs	Item No.
MS 41 EDK OR	Pastel orange	50	1122 90 6


Profile rails, system accessory

Slide nut, 11 mm slot width




Type	Thread	Pack. pcs	Item No.
T4012 M4x10 G	M4	100	1134 05 1
T4012 O.S. M4 G	M4	100	1134 26 4

Slide nut, 11–12 mm slot width




Type	Thread	Pack. pcs	Item No.
2065 N M4 G	M4	100	1133 02 0

Slide nut, 11–12 mm slot width




Type	Thread	Pack. pcs	Item No.
T4012G M5x13 G	M5	100	1134 04 3
T4012G O.S. M5 G	M5	100	1134 25 6

Slide nut, 11–12 mm slot width




Type	Thread	Pack. pcs	Item No.
T4012N M4x10 G	M4	100	1134 02 7
T4012N M4x8 G	M4	100	1134 30 2

Slide nut, 11–12 mm slot width



Type	Thread	Pack. pcs	Item No.
4014 G	M4	100	1137 22 0

Slide nut, 11–12 mm slot width




Type	Thread	Pack. pcs	Item No.
4014 N M.S. G	M4	100	1137 01 8
4014 N G	M4	100	1137 21 2

Rail systems


Profile rails, system accessory

Slide nut, 11–12 mm slot width




Type	Thread	Pack.	Item No.
		pcs	
5015 M5 OS G	M5	100	1141 05 8
5015 M6 OS G	M6	100	1141 06 6
5015 M6 OS VA	M6	100	1141 10 4

Slide nut, 11–12 mm slot width




Type	Thread	Pack.	Item No.
		pcs	
5016 M5 OS G	M5	100	1142 05 4
5016 M6 OS G	M6	100	1142 06 2

Slide nut, 16–17 mm slot width




Type	Thread	Pack.	Item No.
		pcs	
T5012 M5x13 G	M5	100	1140 01 9
T5012 O.S. M5 G	M5	100	1140 21 3

Slide nut, 16–17 mm slot width




Type	Thread	Pack.	Item No.
		pcs	
5017 M6 OS G	M6	100	1143 06 9

Slide nut, 16–17 mm slot width, VA




Type	Thread	Pack.	Item No.
		pcs	
5017 M6 OS VA	M6	100	1143 12 3
5017 M8 OS VA	M8	100	1143 12 5
5017 M10 OS VA	M10	100	1143 12 7

Slide nut, 16–17 mm slot width




Type	Thread	Pack.	Item No.
		pcs	
5019 M6 OS G	M6	100	1144 10 3
5019 M8 OS G	M8	100	1144 11 1
5019 M10 OS G	M10	100	1144 13 8

Slide nut, 18 mm slot width




Type	Thread	Pack.	Item No.
		pcs	
GMH18 M6 G	M6	50	1146 50 5
GMH18 M8 G	M8	50	1146 51 3
GMH18 M10 G	M10	50	1146 52 1

Slide nut, 18 mm slot width, VA




Type	Thread	Pack.	Item No.
		pcs	
GMH18 M6 VA	M6	50	1146 55 6
GMH18 M8 VA	M8	50	1146 55 8
GMH18 M10 VA	M10	50	1146 56 0
GMH18 M12 VA	M12	50	1146 56 2

Slide nut, 18 mm slot width




Type	Thread	Pack.	Item No.
		pcs	
HGMH18 M6 G	M6	50	1146 71 8
HGMH18 M8 G	M8	50	1146 72 6
HGMH18 M10 G	M10	50	1146 73 4
HGMH18 M12 G	M12	50	1146 74 2

Slide nut, 22 mm slot width




Type	Thread	Pack.	Item No.
		pcs	
GMH22 M6 G	M6	50	1146 60 2
GMH22 M8 G	M8	50	1146 61 0
GMH22 M10 G	M10	50	1146 62 9
GMH22 M12 G	M12	50	1146 63 7

Slide nut, 22 mm slot width, V4A




Type	Thread	Pack.	Item No.
		pcs	
GMH22 M6 VA	M6	50	1146 64 6
GMH22 M8 VA	M8	50	1146 64 8
GMH22 M10 VA	M10	50	1146 65 0
GMH22 M12 VA	M12	50	1146 65 2

Slide nut, 22 mm slot width




Type	Thread	Pack.	Item No.
		pcs	
HGMH22 M8 G	M8	50	1146 80 7
HGMH22 M10 G	M10	50	1146 81 5
HGMH22 M12 G	M12	50	1146 82 3

Slide nut, 22 mm slot width, for MS 21 / 41




Type	Thread	Pack.	Item No.
		pcs	
GMF22 M6 G	M6	50	1146 45 1
GMF22 M8 G	M8	50	1146 45 5
GMF22 M10 G	M10	50	1146 45 9
GMF22 M12 G	M12	50	1146 46 3

Slide nut, 22 mm slot width, for MS 21 / 41




Type	Thread	Pack.	Item No.
		pcs	
G22 M6 G	M6	50	1146 39 0
G22 M8 G	M8	50	1146 39 2
G22 M10 G	M10	50	1146 39 4
G22 M12 G	M12	50	1146 39 6

Slide nut, 22 mm slot width, for MS 21 / 41, V4A




Type	Thread	Pack.	Item No.
		pcs	
G22 M6 V4A	M6	50	1146 40 1
G22 M8 V4A	M8	50	1146 40 3
G22 M10 V4A	M10	50	1146 40 6
G22 M12 V4A	M12	50	1146 40 8

Slide nut, 22 mm slot width, for MS 21 / 41, V4A




Type	Thread	Pack.	Item No.
		pcs	
GMF22 M6 V4A	M6	50	1146 43 0
GMF22 M8 V4A	M8	50	1146 43 4
GMF22 M10 V4A	M10	50	1146 43 8
GMF22 M12 V4A	M12	50	1146 44 2

Hammer-head bolt, 11–12 mm slot width



Type	Thread	Length	Pack.	Item No.
		mm	pcs	
5020 M6X20 FT	M6	20	50	1149 00 8
5020 M6X25 FT	M6	25	50	1149 01 6
5020 M8X25 FT	M8	25	50	1149 21 0
5020 M10x40 FT	M10	40	50	1149 45 8


Hammer-head bolt, 11–12 mm slot width



Type	Thread	Length	Pack.	Item No.
		mm	pcs	
5021 M6X25 FT	M6	25	50	1150 01 4
5021 M8X20 FT	M8	20	50	1150 20 0
5021 M8X25 FT	M8	25	50	1150 21 9
5021 M8X40 FT	M8	40	50	1150 24 3
5021 M10x40 FT	M10	40	50	1150 45 6


Profile rails, system accessory

Hammer-head bolt, 16–17 mm slot width




Type	Thread	Length	Pack.	Item No.
		mm	pcs	
5022 M6x25 F	M6	25	50	1151 01 0
5022 M6x30 F	M6	30	50	1151 02 9
5022 M8x25 F	M8	25	50	1151 21 5
5022 M8x30 F	M8	30	50	1151 22 3
5022 M8x40 F	M8	40	50	1151 25 8
5022 M10x25 F	M10	25	50	1151 40 1
5022 M10x30 F	M10	30	50	1151 42 8
5022 M10x40 F	M10	40	50	1151 44 4
5022 M12x30 G	M12	30	25	1151 62 2
5022 M12x40 G	M12	40	25	1151 64 9

Hammer-head bolt, 16–17 mm slot width




Type	Thread	Length	Pack.	Item No.
		mm	pcs	
5026 M6x20 G	M6	20	50	1151 70 3
5026 M8x25 G	M8	25	50	1151 71 1

Hammer-head bolt, for MS 21 / 41




Type	Thread	Length	Pack.	Item No.
		mm	pcs	
HKF22 M8x30 G	M8	30	25	1148 95 0
HKF22 M8x50 G	M8	50	25	1148 95 5
HKF22 M10x30 G	M10	30	25	1148 96 1
HKF22 M10x50 G	M10	50	25	1148 96 6
HKF22 M12x30 G	M12	30	25	1148 97 2

Hammer-head bolt, for MS 21 / 41 V4A




Type	Thread	Length	Pack.	Item No.
		mm	pcs	
HKF22 M8x30 V4A	M8	30	25	1148 99 0
HKF22 M8x50 V4A	M8	50	25	1148 99 2
HKF22 M10x30 V4A	M10	30	25	1148 99 6
HKF22 M10x50 V4A	M10	50	25	1148 99 8
HKF22 M12x30 V4A	M12	30	25	1149 00 2

Hook-head bolt, 18 mm slot width




Type	Thread	Length	Pack.	Item No.
		mm	pcs	
5023 M10x30 G	M10	30	50	1153 41 2
5023 M10x35 G	M10	35	50	1153 42 0
5023 M10x40 G	M10	40	25	1153 43 9
5023 M12x30 G	M12	30	25	1153 61 7
5023 M12x35 G	M12	35	25	1153 62 5
5023 M12x40 G	M12	40	25	1153 63 3
5023 M12x50 G	M12	50	25	1153 64 1

Hook-head bolt, 18 mm slot width V4A




Type	Thread	Length	Pack.	Item No.
		mm	pcs	
5023 M10x30 V4A	M10	30	50	1153 46 2
5023 M10x35 V4A	M10	35	50	1153 46 5
5023 M10x40 V4A	M10	40	25	1153 54 3
5023 M12x30 V4A	M12	30	25	1153 71 3
5023 M12x35 V4A	M12	35	25	1153 72 0
5023 M12x40 V4A	M12	40	25	1153 74 8
5023 M12x50 V4A	M12	50	25	1153 75 3

Hook-head bolt, 22 mm slot width




Type	Thread	Length	Pack.	Item No.
		mm	pcs	
5024 M6x30 FT	M6	30	50	1154 40 3
5024 M10x30 G	M10	30	50	1154 41 9
5024 M10x35 G	M10	35	50	1154 42 7
5024 M10x40 G	M10	40	25	1154 43 5
5024 M12x30 G	M12	30	25	1154 60 5
5024 M12x35 G	M12	35	25	1154 61 3
5024 M12x40 G	M12	40	25	1154 62 1
5024 M12x50 G	M12	50	25	1154 64 8

Hook-head bolt, 22 mm slot width V4A




Type	Thread	Length	Pack.	Item No.
		mm	pcs	
5024 M6x30 V4A	M6	30	50	1154 40 9
5024 M10x30 V4A	M10	30	50	1154 50 7
5024 M10x35 V4A	M10	35	50	1154 51 6
5024 M10x40 V4A	M10	40	25	1154 52 3
5024 M12x30 V4A	M12	30	25	1154 70 1
5024 M12x35 V4A	M12	35	25	1154 71 5
5024 M12x40 V4A	M12	40	25	1154 72 8
5024 M12x50 V4A	M12	50	25	1154 73 6

Clamping lug for clamp fastening system




Type	Bolt	Pack.	Item No.
		pcs	
KL1 10 S FT	M10 x 40	10	6354 10 6
KL1 15 S FT	M10 x 50	10	6354 11 4
KL1 20 S FT	M10 x 50	10	6354 12 2

Clamping angle KWS




Type	Bolt	F in kN	Pack.	Item No.
		kN	pair	
KWS 5 FT	M12 x 40	5.7	10	6355 21 8
KWS 10 FT	M12 x 50	5.7	10	6355 22 6
KWS 15 FT	M12 x 50	5.7	10	6355 23 4
KWS 20 FT	M12 x 60	5.7	10	6355 24 2
KWS 25 FT	M12 x 60	5.7	10	6355 25 0

Clamping profile KWH for CPS 5, 22 mm slot width




Type	Bolt	F in kN	Pack.	Item No.
		kN	pair	
KWH 5 FT	M12 x 40	5.7	10	6355 02 1
KWH 10 FT	M12 x 50	5.7	10	6355 04 8
KWH 15 FT	M12 x 50	5.7	10	6355 05 6
KWH 20 FT	M12 x 60	5.7	10	6355 06 4
KWH 25 FT	M12 x 60	5.7	10	6355 07 2

Chuck jaw, light-duty TKS




Type	Bolt	F in kN	Pack.	Item No.
		kN	pair	
TKS-L-25 FT	M10 x 50	10	10	6355 80 8

Chuck jaw, heavy-duty TKS




Type	Bolt	F in kN	Pack.	Item No.
		kN	pair	
TKS-S-30 FT	M12 x 75	21	10	6355 80 0

Chuck jaw, light-duty TKH, for CPS 4 and MS 41 18,- 22 mm slot width



Type	Bolt	F in kN	Pack.	Item No.
		kN	pair	
TKH-L-25 FT	M10 x 25	10	10	6355 81 2

Chuck jaw, heavy-duty TKH, for CPS 5 and MS 41 18,- 22 mm slot width




Type	Bolt	F in kN	Pack.	Item No.
		kN	pair	
TKH-S-30 FT	M12 x 65	21	10	6355 80 4

Rail systems


Profile rails, system accessory

Series clip, slot 11–12 mm




Type	Clamping range D	Bolt	Colour	Pack.	Item No.
	mm			pcs	
2050 5-25 LGR	5-25	M4 x 27	Light grey	100	2254 02 6

Series clip, slot 11–12 mm




Type	Clamping range D	Bolt	Colour	Pack.	Item No.
	mm			pcs	
2051 8-36 LGR	8-36	M4 x 37.5	Light grey	100	2254 03 4

Series clip, slot 16–17 mm




Type	Clamping range D	Bolt	Colour	Pack.	Item No.
	mm			pcs	
2054 14-48 LGR	14-48	M8 x 55	Light grey	25	2255 01 4
2055 24-72 LGR	24-72	M8 x 75	Light grey	20	2255 02 2

Impact clip, slot 11–12 mm



Type	Clamping range D	Colour	Pack.	Item No.
	mm		pcs	
2047 5-25 LGR	5-25	Light grey	100	2251 25 6


Series terminal clip, slot 11–12 mm



Type	Clamping range D	Number of clips per strip	Colour	Pack.	Item No.
	mm			pcs	
2036 4-7 LGR	4-7	4	Light grey	25	2259 07 9
2036 10-15 LGR	10-15	4	Light grey	25	2259 14 1


Rail mounting system, MS 41

Wall, floor and ceiling bracket with 3 holes




Type	Dimension W x H	Material thickness	Length	Pack.	Item No.
	mm	mm	mm	pcs	
WBDHE 41 G	134x110	5	102	10	1123 19 3
WBDHE 41 FT	134x110	5	102	10	1123 19 1

Wall, floor and ceiling bracket with 3 holes V2A




Type	Dimension W x H	Material thickness	Length	Pack.	Item No.
	mm	mm	mm	pcs	
WBDHE 41 V2A	134x110	5	102	10	1123 19 5

Wall, floor and ceiling bracket with 3 holes V4A




Type	Dimension W x H	Material thickness	Length	Pack.	Item No.
	mm	mm	mm	pcs	
WBDHE 41 V4A	134x110	5	102	10	1123 19 7

Connection plate with 5 holes




Type	Hole size	Material thickness	Pack.	Item No.
	mm	mm	pcs	
GMS 5 VP FT	13	5	10	1124 65 1
GMS 5 VP G	13	5	10	1124 61 1

Connection plate with 4 holes




Type	Hole size	Material thickness	Pack.	Item No.
	mm	mm	pcs	
GMS 4 VP FT	13	5	10	1124 64 9
GMS 4 VP G	13	5	10	1124 60 9

Connection plate with 3 holes




Type	Hole size	Material thickness	Pack.	Item No.
	mm	mm	pcs	
GMS 3 VP FT	13	5	20	1124 64 7
GMS 3 VP G	13	5	20	1124 60 7

Connection plate with 2 holes




Type	Hole size	Material thickness	Pack.	Item No.
	mm	mm	pcs	
GMS 2 VP FT	13	5	10	1124 64 5
GMS 2 VP G	13	5	10	1124 60 5

Connection plate with 1 hole




Type	Hole size	Material thickness	Pack.	Item No.
	mm	mm	pcs	
GMS 1 VP FT	13	5	10	1124 64 3
GMS 1 VP G	13	5	10	1124 60 3

Connection plate, X-shaped




Type	Hole size	Material thickness	Pack.	Item No.
	mm	mm	pcs	
GMS 5 VP X G	13	5	10	1124 61 7
GMS 5 VP X FT	13	5	10	1124 65 7

Connection plate, L-shaped




Type	Hole size	Material thickness	Pack.	Item No.
	mm	mm	pcs	
GMS 3 VP L G	13	5	10	1124 61 3
GMS 3 VP L FT	13	5	10	1124 65 3

Connection plate, T-shaped



Type	Hole size	Material thickness	Pack.	Item No.
	mm	mm	pcs	
GMS 4 VP T G	13	5	10	1124 61 5
GMS 4 VP T FT	13	5	10	1124 65 5


Connector



Type	Hole size	Material thickness	Pack.	Item No.
	mm	mm	pcs	
GVMS 4 ASV FT	13	2	10	1124 64 1
GVMS 4 ASV G	13	2	10	1124 60 1


Rail mounting system, MS 41

Omega clamp




Type	Hole size	Material thickness	Pack.	Item No.
	mm	mm	pcs	
GMS 3 O 4141 G	13	5	10	1124 63 3
GMS 3 O 4141 FT	13	5	10	1124 67 3

Omega clamp




Type	Hole size	Material thickness	Pack.	Item No.
	mm	mm	pcs	
GMS 3 O 4121 G	13	5	10	1124 63 1
GMS 3 O 4121 FT	13	5	10	1124 67 1

Mounting bracket, 45° with 3 holes




Type	Version	Hole size	Material thickness	Pack.	Item No.
		mm	mm	pcs	
GMS 3 VW 45 G	45° bracket	13	5	10	1124 62 7
GMS 3 VW 45 FT	45° bracket	13	5	10	1124 66 7

Mounting bracket, 45° with 4 holes




Type	Version	Hole size	Material thickness	Pack.	Item No.
		mm	mm	pcs	
GMS 4 VW 45 G	45° bracket	13	5	10	1124 62 9
GMS 4 VW 45 FT	45° bracket	13	5	10	1124 66 9

Mounting bracket, 90° with 2 holes




Type	Version	Hole size	Material thickness	Pack.	Item No.
		mm	mm	pcs	
GMS 2 VW 90 G	90° bracket	13	5	10	1124 61 9
GMS 2 VW 90 FT	90° bracket	13	5	10	1124 65 9

Mounting bracket, 90° with 3 holes




Type	Version	Hole size	Material thickness	Pack.	Item No.
		mm	mm	pcs	
GMS 3 VW 90 G	90° bracket	13	5	10	1124 62 1
GMS 3 VW 90 FT	90° bracket	13	5	10	1124 66 1

Mounting bracket, 90° with 4 holes




Type	Version	Hole size	Material thickness	Pack.	Item No.
		mm	mm	pcs	
GMS 4 VW 90 G	90° bracket	13	5	10	1124 62 3
GMS 4 VW 90 FT	90° bracket	13	5	10	1124 66 3

Triangular node




Type	Version	Hole size	Pack.	Item No.
		mm	pcs	
GMS 4 KD 90 FT	90° bracket	12,5	10	1124 66 5
GMS 4 KD 90 G	90° bracket	12,5	10	1124 62 5

Rail connector SV with 3 holes




Type	Dimension W x H	Material thickness	Length	Pack.	Item No.
	mm	mm	mm	pcs	
SVE 41 G	47x39,4	4	100	10	1123 12 4
SVE 41 FT	47x39,4	4	100	10	1123 12 1

Rail connector SV with 3 holes, V2A




Type	Dimension W x H	Material thickness	Length	Pack.	Item No.
	mm	mm	mm	pcs	
SVE 41 V2A	47x39,4	4	100	10	1123 12 6

Rail connector SV with 3 holes, V4A




Type	Dimension W x H	Material thickness	Length	Pack.	Item No.
	mm	mm	mm	pcs	
SVE 41 V4A	47x39,4	4	100	10	1123 12 8

Connection plate with 5 holes, V2A




Type	Hole size	Material thickness	Pack.	Item No.
	mm	mm	pcs	
GMS 5 VP V2A	13	4	10	1124 69 1

Connection plate with 5 holes, V4A




Type	Hole size	Material thickness	Pack.	Item No.
	mm	mm	pcs	
GMS 5 VP V4A	13	4	10	1124 73 1

Connection plate with 4 holes, V2A




Type	Hole size	Material thickness	Pack.	Item No.
	mm	mm	pcs	
GMS 4 VP V2A	13	4	10	1124 68 9

Connection plate with 4 holes, V4A




Type	Hole size	Material thickness	Pack.	Item No.
	mm	mm	pcs	
GMS 4 VP V4A	13	4	10	1124 72 9

Connection plate with 3 holes, V2A




Type	Hole size	Material thickness	Pack.	Item No.
	mm	mm	pcs	
GMS 3 VP V2A	13	4	20	1124 68 7

Connection plate with 3 holes, V4A




Type	Hole size	Material thickness	Pack.	Item No.
	mm	mm	pcs	
GMS 3 VP V4A	13	4	20	1124 72 7

Connection plate with 2 holes, V2A




Type	Hole size	Material thickness	Pack.	Item No.
	mm	mm	pcs	
GMS 2 VP V2A	13	4	10	1124 68 5

Connection plate with 2 holes, V4A




Type	Hole size	Material thickness	Pack.	Item No.
	mm	mm	pcs	
GMS 2 VP V4A	13	4	10	1124 72 5

Connection plate with 1 hole, V2A



Type	Hole size	Material thickness	Pack.	Item No.
	mm	mm	pcs	
GMS 1 VP V2A	13	4	10	1124 68 3

Connection plate with 1 hole, V4A




Type	Hole size	Material thickness	Pack.	Item No.
	mm	mm	pcs	
GMS 1 VP V4A	13	4	10	1124 72 3

Rail systems


Rail mounting system, MS 41

Connection plate, X-shaped, V2A




Type	Hole size	Material thickness	Pack.	Item No.
	mm	mm	pcs	
GMS 5 VP X V2A	13	4	10	1124 69 7

Connection plate, X-shaped, V4A




Type	Hole size	Material thickness	Pack.	Item No.
	mm	mm	pcs	
GMS 5 VP X V4A	13	4	10	1124 73 7

Connection plate, L-shaped, V2A




Type	Hole size	Material thickness	Pack.	Item No.
	mm	mm	pcs	
GMS 3 VP L V2A	13	4	10	1124 69 3

Connection plate, L-shaped, V4A




Type	Hole size	Material thickness	Pack.	Item No.
	mm	mm	pcs	
GMS 3 VP L V4A	13	4	10	1124 73 3

Omega clamp 41 21, V2A




Type	Hole size	Material thickness	Pack.	Item No.
	mm	mm	pcs	
GMS 3 O 4141 V2A	13	5	10	1124 71 3

Connection plate, T-shaped, V2A




Type	Hole size	Material thickness	Pack.	Item No.
	mm	mm	pcs	
GMS 4 VP T V2A	13	4	10	1124 69 5

Connection plate, T-shaped, V4A




Type	Hole size	Material thickness	Pack.	Item No.
	mm	mm	pcs	
GMS 4 VP T V4A	13	4	10	1124 71 5

Omega clamp 41 41, V4A




Type	Hole size	Material thickness	Pack.	Item No.
	mm	mm	pcs	
GMS 3 O 4141 V4A	13	5	10	1124 71 3

U-shaped connector V2A




Type	Hole size	Material thickness	Pack.	Item No.
	mm	mm	pcs	
GVMS 4 ASV V2A	13	2	10	1124 68 1

U-shaped connector, V4A




Type	Hole size	Material thickness	Pack.	Item No.
	mm	mm	pcs	
GVMS 4 ASV V4A	13	2	10	1124 71 5

Mounting bracket with 2 holes, V2A




Type	Version	Hole size	Material thickness	Pack.	Item No.
		mm	mm	pcs	
GMS 3 VW 45 V2A	45° angle	13	4	10	1124 70 7

Mounting bracket, 45°, with 4 holes, V2A




Type	Version	Hole size	Material thickness	Pack.	Item No.
		mm	mm	pcs	
GMS 4 VW 45 V2A	45° angle	13	4	10	1124 70 9

Mounting bracket, 90°, with 2 holes, V2A




Type	Version	Hole size	Material thickness	Pack.	Item No.
		mm	mm	pcs	
GMS 2 VW 90 V2A	90° angle	13	4	10	1124 69 9

Mounting bracket, 90°, with 3 holes, V2A




Type	Version	Hole size	Material thickness	Pack.	Item No.
		mm	mm	pcs	
GMS 3 VW 90 V2A	90° angle	13	4	10	1124 70 1

Mounting bracket, 90°, with 4 holes, V2A




Type	Version	Hole size	Material thickness	Pack.	Item No.
		mm	mm	pcs	
GMS 4 VW 90 V2A	90° angle	13	4	10	1124 70 3

Mounting bracket, 45°, with 3 holes, V4A




Type	Version	Hole size	Material thickness	Pack.	Item No.
		mm	mm	pcs	
GMS 3 VW 45 V4A	45° angle	13,0	4	10	1124 74 7

Mounting bracket, 45°, with 4 holes, V4A




Type	Version	Hole size	Material thickness	Pack.	Item No.
		mm	mm	pcs	
GMS 4 VW 45 V4A	45° angle	13	4	10	1124 74 9

Mounting bracket, 90°, with 2 holes, V4A




Type	Version	Hole size	Material thickness	Pack.	Item No.
		mm	mm	pcs	
GMS 2 VW 90 V4A	90° angle	13	4	10	1124 73 9

Mounting bracket, 90°, with 3 holes, V4A



Type	Version	Hole size	Material thickness	Pack.	Item No.
		mm	mm	pcs	
GMS 3 VW 90 V4A	90° angle	13	4	10	1124 74 1

Mounting bracket, 90°, with 4 holes, V4A



Type	Version	Hole size	Material thickness	Pack.	Item No.
		mm	mm	pcs	
GMS 4 VW 90 V4A				10	1124 74 3


Omega clamp 41 41 V2A



Type	Hole size	Material thickness	Pack.	Item No.
	mm	mm	pcs	
GMS 3 O 4141 V2A	13	5	10	1124 71 3


Rail mounting system, MS 41

Triangular node, V2A




Type	Version	Hole size	Pack.	Item No.
		mm	pcs	
GMS 4 KD 90 V2A	90° bracket	12,5	10	1124 70 5

Triangular node, V4A




Type	Version	Hole size	Pack.	Item No.
		mm	pcs	
GMS 4 KD 90 V4A	90° bracket	12,5	10	1124 74 5

Hexagonal bolt ISO 4017




Type	Thread	Length	Pack.	Item No.
		mm	pcs	
342 M10X20 G	M10	20	100	3160 20 3
342 M10X30 G	M10	30	100	3160 30 0
342 M10X40 G	M10	40	50	3160 40 8
342 M10X50 G	M10	50	50	3160 50 5
342 M10X60 G	M10	60	50	3160 60 2
342 M12X30 G	M12	30	50	3162 30 3
342 M12X40 G	M12	40	50	3162 40 0
342 M12X50 G	M12	50	50	3162 50 8

Hexagonal bolt DIN 933, V2A




Type	Pack.	Item No.
	pcs	
DIN 933 M10x45VA	50	3156 04 0
DIN 933 M12x45VA	50	3156 04 2
DIN 933 M16x50VA	50	3156 04 4

Hexagonal bolt DIN 933, V4A




Type	Thread	Length	Pack.	Item No.
		mm	pcs	
DIN933 M10x20V4A	M10	20	100	3156 03 1
DIN933 M10x30V4A	M10	30	100	3156 03 2
DIN933 M10x40V4A	M10	40	50	3156 03 3
DIN933 M10x50V4A	M10	50	50	3156 03 4
DIN933 M10x60V4A	M10	60	50	3156 03 5
DIN933 M12x30V4A	M12	30	50	3156 03 6
DIN933 M12x40V4A	M12	40	50	3156 02 9
DIN933 M12x50V4A	M12	50	50	3156 03 7

Truss-head bolt with combination nut assembly



Type	Thread	Pack.	Item No.
		pcs	
FRSB 10x20 VA	M10	50	3175 62 0
FRSB 10x25 VA	M10	50	3175 62 5

Hexagonal nut DIN 934



Type	Thread	Pack.	Item No.
		pcs	
DIN 934 M10 G	M10	100	3400 10 7
DIN 934 M12 G	M12	100	3400 12 3

Hexagonal nut DIN 934, V2A




Type	Thread	Pack.	Item No.
		pcs	
DIN 934 M10 VA	M10	100	3397 10 6
DIN 934 M12 VA	M12	100	3397 11 4

Hexagonal nut DIN 934, V4A




Type	Thread	Pack.	Item No.
		pcs	
DIN 934 M10 V4A	M10	100	3400 17 7
DIN 934 M12 V4A	M12	100	3397 14 5

Hexagonal nut with underhead tothing DIN 6923, V2A




Type	Pack.	Item No.
	pcs	
DIN 6923 M10 VA	50	3156 12 2
DIN 6923 M12 VA	50	3156 12 6

Serrated washer DIN 6798




Type	Thread	Pack.	Item No.
		pcs	
DIN 6798 A M10 G	M10	100	3404 10 2
DIN 6798 A M12 G	M12	100	3404 12 9

Lock washer




Type	Thread	Pack.	Item No.
		pcs	
DIN 128 A M10 G	M10	100	3405 10 9
DIN 128 A M12 G	M12	100	3405 12 5

Lock washer, V4A




Type	Thread	Pack.	Item No.
		pcs	
DIN 128 A M10V4A	M10	100	3405 11 1
DIN 128 A M12V4A	M12	100	3405 12 7

Washer




Type	Thread	Dimension D	Pack.	Item No.
		mm	pcs	
966 M10 G	M10	20	100	3402 09 6
966 M12 G	M12	24	100	3402 12 6

Washer




Type	Thread	Dimension D	Pack.	Item No.
		mm	pcs	
967 M10 G	M10	28	100	3402 22 3

Washer, V2A




Type	Thread	Dimension D	Pack.	Item No.
		mm	pcs	
966 M10 VA	M10	20	100	3402 32 0
966 M12 VA	M12	24	100	3402 33 9

Washer, V4A



Type	Thread	Dimension D	Pack.	Item No.
		mm	pcs	
966 M10 V4A	M10	20	100	3402 32 2
966 M12 V4A	M12	24	100	3402 34 5

Large washer



Type	Thread	Dimension D	Pack.	Item No.
		mm	pcs	
964 M8 G20 G	M8	20	100	3403 12 2
964 M8 G25 G	M8	25	100	3403 13 0
964 M10 G30 G	M10	30	100	3403 16 5

Rail systems

Rail mounting system, MS 41

Large washer, V2A					
Type	Thread	Dimension D		Pack.	Item No.
		mm			
964 M8 G20 V2A	M8	20		100	3403 12 5
964 M8 G25 V2A	M8	25		100	3403 13 5
964 M8 G40 V2A	M8	40		100	3403 14 5
964 M10 G30 V2A	M10	30		100	3403 15 5
964 M10 G40 V2A	M10	40		100	3403 17 5

Large washer, V4A					
Type	Thread	Dimension D		Pack.	Item No.
		mm			
964 M8 G20 V4A	M8	20		100	3403 12 7
964 M8 G25 V4A	M8	25		100	3403 13 7
964 M10 G30 V4A	M10	30		100	3403 16 3
964 M10 G40 V4A	M10	40		100	3403 17 7

Hat profile and support rail

Hat profile rail, unperforated					
Type	Dimension W x H	Material thickness	Length	Pack.	Item No.
2069 2M BK	35 x 7,5	1	2000	50	1115 61 8
2069 3M BK	35 x 7,5	1	3000	3	1115 85 5
2069 1M FS	35 x 7,5	1	1000	25	1115 67 7
2069 2M FS	35 x 7,5	1	2000	50	1115 62 6
2069 1M GTP	35 x 7,5	1	1000	25	1115 68 5
2069 2M GTP	35 x 7,5	1	2000	50	1115 65 0

Hat profile rail, perforated					
Type	Dimension W x H	Material thickness	Length	Pack.	Item No.
2069 2M GTPL	35 x 7,5	1	2000	50	1115 66 9
2069 L 2M FS	35 x 7,5	1	2000	50	1115 80 4

Hat profile rail, unperforated					
Type	Dimension W x H	Material thickness	Length	Pack.	Item No.
2069 15 1.5 GTP	35 x 15	1.5	2000	20	1115 42 1

Hat profile rail, perforated					
Type	Dimension W x H	Material thickness	Length	Pack.	Item No.
2069 15 1.5 GTPL	35 x 15	1.5	2000	20	1115 45 6

Hat profile rail, unperforated					
Type	Dimension W x H	Material thickness	Length	Pack.	Item No.
2069 15 2.2 GTP	35 x 15	2.25	2000	20	1115 55 3


Hat profile rail, perforated					
Type	Dimension W x H	Material thickness	Length	Pack.	Item No.
2069 15 2.2 GTPL	35 x 15	2.25	2000	20	1115 59 6

Hat profile rail					
Type	Dimension W x H	Material thickness	Length	Pack.	Item No.
46277 GTP	15 x 5	1	2000	50	1115 33 2
46277 GTPL	15 x 5	1	2000	50	1115 35 9

Support rail					
Type	Dimension W x H	Material thickness	Length	Pack.	Item No.
2064 GTP 2M	32 x 15	1.5	2000	20	1115 05 7

Support rail					
Type	Dimension W x H	Material thickness	Length	Pack.	Item No.
2064 GTPL 2M	32 x 15	1.5	2000	20	1115 06 5

Hat and support rail cutting unit			
Type		Pack.	Item No.
HTS 35		1	1125 03 6






BBS clamp clip systems


Clamp clips, N base

Clamp clip, single, plastic pressure trough




Type	Clamping range D	For rail with slot width	Pack.	Item No.
	mm	mm	pcs	
2056N 12 FT	8-12	11-12	100	1163 12 4
2056N 16 FT	12-16	11-12	100	1163 16 7
2056N 22 FT	16-22	11-12	100	1163 22 1
2056N 28 FT	22-28	11-12	100	1163 28 0
2056N 34 FT	28-34	11-12	100	1163 34 5
2056N 40 FT	34-40	11-12	100	1163 39 6
2056N 46 FT	40-46	11-12	100	1163 46 9
2056N 52 FT	46-52	11-12	100	1163 52 3
2056N 58 FT	52-58	11-12	50	1163 58 2
2056N 64 FT	58-64	11-12	50	1163 64 7
2056N 70 FT	64-70	11-12	50	1163 70 1

Clamp clip, double, plastic pressure trough




Type	Clamping range D	For rail with slot width	Pack.	Item No.
	mm	mm	pcs	
2056N 2 12 FT	8-12	11-12	50	1164 12 0
2056N 2 16 FT	12-16	11-12	50	1164 16 3
2056N 2 22 FT	16-22	11-12	50	1164 22 8
2056N 2 28 FT	22-28	11-12	50	1164 28 7
2056N 2 34 FT	28-34	11-12	50	1164 34 1
2056N 2 40 FT	34-40	11-12	50	1164 40 6
2056N 2 46 FT	40-46	11-12	50	1164 46 5
2056N 2 52 FT	46-52	11-12	50	1164 51 1
2056N 2 58 FT	52-58	11-12	50	1164 58 9

Clamp clip, single, plastic pressure trough




Type	Clamping range D	For rail with slot width	Pack.	Item No.
	mm	mm	pcs	
2056N 12 VA	8-12	11-12	50	1166 01 8
2056N 16 VA	12-16	11-12	50	1166 02 6
2056N 22 VA	16-22	11-12	50	1166 03 4
2056N 28 VA	22-28	11-12	50	1166 04 2
2056N 34 VA	28-34	11-12	50	1166 05 0
2056N 40 VA	34-40	11-12	25	1166 06 9
2056N 46 VA	40-46	11-12	25	1166 07 7
2056N 52 VA	46-52	11-12	25	1166 08 5
2056N 58 VA	52-58	11-12	25	1166 09 3
2056N 64 VA	58-64	11-12	15	1166 10 7

Clamp clip, single, plastic pressure trough




Type	Clamping range D	For rail with slot width	Pack.	Item No.
	mm	mm	pcs	
2056N 12 ALU	8-12	11-12	50	1183 60 5
2056N 16 ALU	12-16	11-12	50	1183 61 3
2056N 22 ALU	16-22	11-12	50	1183 62 1
2056N 28 ALU	22-28	11-12	50	1183 64 8
2056N 34 ALU	28-34	11-12	50	1183 65 6
2056N 40 ALU	34-40	11-12	50	1183 66 4
2056N 46 ALU	40-46	11-12	50	1183 67 2
2056N 52 ALU	46-52	11-12	50	1183 68 0
2056N 58 ALU	52-58	11-12	50	1183 69 9

Clamp clip, single, metal pressure trough



Type	Clamping range D	For rail with slot width	Pack.	Item No.
	mm	mm	pcs	
2056N M 12 FT	8-12	11-12	100	1155 40 7
2056N M 16 FT	12-16	11-12	100	1155 41 5
2056N M 22 FT	16-22	11-12	100	1155 42 3
2056N M 28 FT	22-28	11-12	100	1155 43 1
2056N M 34 FT	28-34	11-12	100	1155 45 8
2056N M 40 FT	34-40	11-12	100	1155 46 6
2056N M 46 FT	40-46	11-12	100	1155 47 4
2056N M 52 FT	46-52	11-12	100	1155 48 2
2056N M 58 FT	52-58	11-12	100	1155 49 0


Clamp clip, screen connection



Type	Clamping range D	For rail with slot width	Pack.	Item No.
	mm	mm	pcs	
2056N SAS 8 VA	4-8	11-12	50	1167 00 6
2056N SAS 12 VA	8-12	11-12	50	1167 01 4
2056N SAS 16 VA	12-16	11-12	50	1167 02 2
2056N SAS 22 VA	16-22	11-12	50	1167 03 0
2056N SAS 28 VA	22-28	11-12	50	1167 04 9


Clamp clips, hammer head base

Clamp clip, single, plastic pressure trough




Type	Clamping range D	For rail with slot width	Pack.	Item No.
	mm	mm	pcs	
2056 12 FT	8-12	16-17	100	1160 12 5
2056 16 FT	12-16	16-17	100	1160 16 8
2056 22 FT	16-22	16-17	100	1160 22 2
2056 28 FT	22-28	16-17	100	1160 28 1
2056 34 FT	28-34	16-17	100	1160 34 6
2056 40 FT	34-40	16-17	100	1160 40 0
2056 46 FT	40-46	16-17	100	1160 45 1
2056 52 FT	46-52	16-17	100	1160 52 4
2056 58 FT	52-58	16-17	100	1160 58 3
2056 64 FT	58-64	16-17	100	1160 64 8
2056 70 FT	64-70	16-17	50	1160 70 2
2056 76 FT	70-76	16-17	25	1160 76 1
2056 82 FT	76-82	16-17	25	1160 82 6
2056 90 FT	82-90	16-17	25	1160 90 7
2056 100 FT	90-100	16-17	25	1160 99 0

Clamp clip, double, plastic pressure trough



Type	Clamping range D	For rail with slot width	Pack.	Item No.
	mm	mm	pcs	
2056 2 12 FT	8-12	16-17	50	1161 12 1
2056 2 16 FT	12-16	16-17	50	1161 16 4
2056 2 22 FT	16-22	16-17	50	1161 22 9
2056 2 28 FT	22-28	16-17	50	1161 28 8
2056 2 34 FT	28-34	16-17	50	1161 34 2
2056 2 40 FT	34-40	16-17	50	1161 40 7
2056 2 46 FT	40-46	16-17	50	1161 46 6
2056 2 52 FT	46-52	16-17	50	1161 52 0
2056 2 58 FT	52-58	16-17	50	1161 57 1
2056 2 64 FT	58-64	16-17	50	1161 64 4

Clamp clip, triple, plastic pressure trough



Type	Clamping range D	For rail with slot width	Pack.	Item No.
	mm	mm	pcs	
2056 3 12 FT	8-12	16-17	50	1162 12 8
2056 3 16 FT	12-16	16-17	50	1162 16 0
2056 3 22 FT	16-22	16-17	50	1162 22 5
2056 3 28 FT	22-28	16-17	50	1162 28 4
2056 3 34 FT	28-34	16-17	50	1162 34 9
2056 3 40 FT	34-40	16-17	50	1162 40 3
2056 3 46 FT	40-46	16-17	25	1162 46 2

BBS clamp systems

Clamp clips, hammer head base

Clamp clip, single, plastic pressure trough					
Type	Clamping range D	For rail with slot width	Pack.	Item No.	
	mm	mm			
2056 12 ALU	8-12	16-17	100	1183 20 6	
2056 16 ALU	12-16	16-17	100	1183 21 4	
2056 22 ALU	16-22	16-17	100	1183 22 2	
2056 28 ALU	22-28	16-17	100	1183 23 0	
2056 34 ALU	28-34	16-17	100	1183 24 9	
2056 40 ALU	34-40	16-17	100	1183 25 7	
2056 46 ALU	40-46	16-17	100	1183 26 5	
2056 52 ALU	46-52	16-17	100	1183 27 3	
2056 58 ALU	52-58	16-17	50	1183 28 1	
2056 64 ALU	58-64	16-17	50	1183 30 3	
2056 70 ALU	64-70	16-17	50	1183 31 1	
2056 76 ALU	70-76	16-17	25	1183 33 8	

Clamp clip, double, plastic pressure trough					
Type	Clamping range D	For rail with slot width	Pack.	Item No.	
	mm	mm			
2056 2 12 ALU	8-12	16-17	50	1183 38 9	
2056 2 16 ALU	12-16	16-17	50	1183 39 7	
2056 2 22 ALU	16-22	16-17	50	1183 40 0	
2056 2 28 ALU	22-28	16-17	50	1183 41 9	
2056 2 34 ALU	28-34	16-17	50	1183 42 7	
2056 2 40 ALU	34-40	16-17	50	1183 43 5	
2056 2 46 ALU	40-46	16-17	50	1183 44 3	
2056 2 52 ALU	46-52	16-17	50	1183 45 1	
2056 2 58 ALU	52-58	16-17	50	1183 47 8	

Clamp clip, triple, plastic pressure trough					
Type	Clamping range D	For rail with slot width	Pack.	Item No.	
	mm	mm			
2056 3 22 ALU	16-22	16-17	50	1183 52 4	
2056 3 28 ALU	22-28	16-17	50	1183 53 2	
2056 3 34 ALU	28-34	16-17	50	1183 54 0	

Clamp clip, single, plastic pressure trough					
Type	Clamping range D	For rail with slot width	Pack.	Item No.	
	mm	mm			
2056 12 VA	8-12	16-17	50	1159 51 8	
2056 16 VA	12-16	16-17	50	1159 52 6	
2056 22 VA	16-22	16-17	50	1159 53 4	
2056 28 VA	22-28	16-17	50	1159 54 2	
2056 34 VA	28-34	16-17	50	1159 55 0	
2056 40 VA	34-40	16-17	25	1159 56 9	
2056 46 VA	40-46	16-17	25	1159 57 7	
2056 52 VA	46-52	16-17	25	1159 58 5	
2056 58 VA	52-58	16-17	25	1159 59 3	
2056 64 VA	58-64	16-17	15	1159 60 7	
2056 70 VA	64-70	16-17	15	1159 61 5	
2056 76 VA	70-76	16-17	10	1159 62 3	

Clamp clip, double, plastic pressure trough					
Type	Clamping range D	For rail with slot width	Pack.	Item No.	
	mm	mm			
2056 2 22 VA	16-22	16-17	50	1161 82 2	
2056 2 28 VA	22-28	16-17	50	1161 83 0	
2056 2 34 VA	28-34	16-17	50	1161 84 9	
2056 2 40 VA	34-40	16-17	25	1161 85 7	
2056 2 46 VA	40-46	16-17	25	1161 86 5	
2056 2 52 VA	46-52	16-17	25	1161 87 3	
2056 2 58 VA	52-58	16-17	25	1161 88 1	
2056 2 64 VA	58-64	16-17	15	1161 90 3	

Clamp clip, single, metal pressure trough					
Type	Clamping range D	For rail with slot width	Pack.	Item No.	
	mm	mm			
2056 M 12 FT	8-12	16-17	100	1156 00 4	
2056 M 16 FT	12-16	16-17	100	1156 01 2	
2056 M 22 FT	16-22	16-17	100	1156 02 0	
2056 M 28 FT	22-28	16-17	100	1156 03 9	
2056 M 34 FT	28-34	16-17	100	1156 04 7	
2056 M 40 FT	34-40	16-17	100	1156 05 5	
2056 M 46 FT	40-46	16-17	100	1156 06 3	
2056 M 52 FT	46-52	16-17	100	1156 07 1	
2056 M 58 FT	52-58	16-17	100	1156 09 8	
2056 M 64 FT	58-64	16-17	100	1156 10 1	
2056 M 70 FT	64-70	16-17	50	1156 12 8	
2056 M 76 FT	70-76	16-17	25	1156 13 6	
2056 M 82 FT	76-82	16-17	25	1156 14 4	
2056 M 90 FT	82-90	16-17	25	1156 15 2	
2056 M 100 FT	90-100	16-17	25	1156 16 0	

Clamp clip, double, metal pressure trough					
Type	Clamping range D	For rail with slot width	Pack.	Item No.	
	mm	mm			
2056 M2 12 FT	8-12	16-17	50	1156 17 9	
2056 M2 16 FT	12-16	16-17	50	1156 18 7	
2056 M2 22 FT	16-22	16-17	50	1156 19 5	
2056 M2 28 FT	22-28	16-17	50	1156 20 9	

Clamp clip, triple, metal pressure trough					
Type	Clamping range D	For rail with slot width	Pack.	Item No.	
	mm	mm			
2056 M3 12 FT	8-12	16-17	50	1156 24 1	
2056 M3 16 FT	12-16	16-17	50	1156 26 8	
2056 M3 22 FT	16-22	16-17	50	1156 27 6	
2056 M3 28 FT	22-28	16-17	50	1156 28 4	

Clamp clip, single, metal pressure trough					
Type	Clamping range D	For rail with slot width	Pack.	Item No.	
	mm	mm			
2056 M 12 VA	8-12	16-17	50	1159 71 2	
2056 M 16 VA	12-16	16-17	50	1159 71 6	
2056 M 22 VA	16-22	16-17	50	1159 72 2	
2056 M 28 VA	22-28	16-17	25	1159 72 8	
2056 M 34 VA	28-34	16-17	25	1159 73 4	
2056 M 40 VA	34-40	16-17	25	1159 74 0	
2056 M 46 VA	40-46	16-17	25	1159 74 6	
2056 M 52 VA	46-52	16-17	25	1159 75 2	
2056 M 58 VA	52-58	16-17	15	1159 75 8	
2056 M 64 VA	58-64	16-17	15	1159 76 4	
2056 M 70 VA	64-70	16-17	15	1159 77 0	
2056 M 76 VA	70-76	16-17	10	1159 77 6	



Clamp clips, hammer head base

Clamp clip, double, metal pressure trough					
Type	Clamping range D	For rail with slot width	Pack.	Item No.	
	mm	mm	pcs		
2056 M2 12 VA	8-12	16-17	50	1161 91 2	
2056 M2 16 VA	12-16	16-17	50	1161 91 6	
2056 M2 22 VA	16-22	16-17	50	1161 92 2	
2056 M2 28 VA	22-28	16-17	50	1161 92 8	
2056 M2 34 VA	28-34	16-17	50	1161 93 4	
2056 M2 40 VA	34-40	16-17	25	1161 94 0	
2056 M2 46 VA	40-46	16-17	25	1161 94 6	
2056 M2 52 VA	46-52	16-17	25	1161 95 2	
2056 M2 58 VA	52-58	16-17	25	1161 95 8	
2056 M2 64 VA	58-64	16-17	15	1161 96 4	

Clamp clip, fastening earthing strips					
Type	For rail with slot width	Pack.	Item No.		
	mm	pcs			
2056 BE FT	16-17	25	1174 05 3		

Clamp clips, U base

Clamp clip, single, plastic pressure trough					
Type	Clamping range D	For rail with slot width	Pack.	Item No.	
	mm	mm	pcs		
2056U 12 FT	8-12	18-22	100	1175 12 2	
2056U 16 FT	12-16	18-22	100	1175 16 5	
2056U 22 FT	16-22	18-22	100	1175 21 1	
2056U 28 FT	22-28	18-22	100	1175 28 9	
2056U 34 FT	28-34	18-22	100	1175 34 3	
2056U 40 FT	34-40	18-22	100	1175 40 8	
2056U 46 FT	40-46	18-22	100	1175 46 7	
2056U 52 FT	46-52	18-22	100	1175 52 1	
2056U 58 FT	52-58	18-22	100	1175 58 0	
2056U 64 FT	58-64	18-22	100	1175 64 5	
2056U 70 FT	64-70	18-22	50	1175 69 6	
2056U 76 FT	70-76	18-22	25	1175 76 9	
2056U 82 FT	76-82	18-22	25	1175 82 3	
2056U 90 FT	82-90	18-22	25	1175 90 4	
2056U 100 FT	90-100	18-22	25	1175 99 8	

Clamp clip, double, plastic pressure trough					
Type	Clamping range D	For rail with slot width	Pack.	Item No.	
	mm	mm	pcs		
2056U 2 12 FT	8-12	18-22	50	1176 12 9	
2056U 2 16 FT	12-16	18-22	50	1176 16 1	
2056U 2 22 FT	16-22	18-22	50	1176 22 6	
2056U 2 28 FT	22-28	18-22	50	1176 28 5	
2056U 2 34 FT	28-34	18-22	50	1176 33 1	
2056U 2 40 FT	34-40	18-22	50	1176 40 4	
2056U 2 46 FT	40-46	18-22	50	1176 46 3	
2056U 2 52 FT	46-52	18-22	50	1176 52 8	
2056U 2 58 FT	52-58	18-22	50	1176 58 7	

Clamp clip, triple, plastic pressure trough					
Type	Clamping range D	For rail with slot width	Pack.	Item No.	
	mm	mm	pcs		
2056U 3 12 FT	8-12	18-22	50	1177 12 5	
2056U 3 16 FT	12-16	18-22	50	1177 16 8	
2056U 3 22 FT	16-22	18-22	50	1177 22 2	
2056U 3 28 FT	22-28	18-22	50	1177 28 1	
2056U 3 34 FT	28-34	18-22	50	1177 34 6	
2056U 3 40 FT	34-40	18-22	50	1177 40 0	
2056U 3 46 FT	40-46	18-22	50	1177 45 1	

Clamp clip, single, plastic pressure trough					
Type	Clamping range D	For rail with slot width	Pack.	Item No.	
	mm	mm	pcs		
2056U 12 VA	8-12	18-22	50	1178 50 4	
2056U 16 VA	12-16	18-22	50	1178 51 2	
2056U 22 VA	16-22	18-22	50	1178 52 0	
2056U 28 VA	22-28	18-22	50	1178 53 9	
2056U 34 VA	28-34	18-22	50	1178 54 7	
2056U 40 VA	34-40	18-22	25	1178 55 5	
2056U 46 VA	40-46	18-22	25	1178 56 3	
2056U 52 VA	46-52	18-22	25	1178 57 1	
2056U 58 VA	52-58	18-22	25	1178 59 8	
2056U 64 VA	58-64	18-22	15	1178 60 1	
2056U 70 VA	64-70	18-22	15	1178 62 8	
2056U 76 VA	70-76	18-22	10	1178 63 6	

Clamp clip, single, plastic pressure trough					
Type	Clamping range D	For rail with slot width	Pack.	Item No.	
	mm	mm	pcs		
2056U 12 ALU	8-12	18-22	50	1184 40 7	
2056U 16 ALU	12-16	18-22	50	1184 41 5	
2056U 22 ALU	16-22	18-22	50	1184 42 3	
2056U 28 ALU	22-28	18-22	50	1184 43 1	
2056U 34 ALU	28-34	18-22	50	1184 45 8	
2056U 40 ALU	34-40	18-22	50	1184 46 6	
2056U 46 ALU	40-46	18-22	50	1184 47 4	
2056U 52 ALU	46-52	18-22	50	1184 48 2	
2056U 58 ALU	52-58	18-22	50	1184 49 0	
2056U 64 ALU	58-64	18-22	50	1184 50 4	
2056U 70 ALU	64-70	18-22	50	1184 53 9	
2056U 76 ALU	70-76	18-22	50	1184 51 2	

Clamp clip, single, metal pressure trough					
Type	Clamping range D	For rail with slot width	Pack.	Item No.	
	mm	mm	pcs		
2056U M 12 FT	8-12	18-22	100	1158 00 7	
2056U M 16 FT	12-16	18-22	100	1158 01 5	
2056U M 22 FT	16-22	18-22	100	1158 02 3	
2056U M 28 FT	22-28	18-22	100	1158 03 1	
2056U M 34 FT	28-34	18-22	100	1158 05 8	
2056U M 40 FT	34-40	18-22	100	1158 06 6	
2056U M 46 FT	40-46	18-22	100	1158 07 4	
2056U M 52 FT	46-52	18-22	100	1158 08 2	
2056U M 58 FT	52-58	18-22	100	1158 09 0	
2056U M 64 FT	58-64	18-22	100	1158 10 4	
2056U M 70 FT	64-70	18-22	50	1158 11 2	
2056U M 76 FT	70-76	18-22	25	1158 12 0	

BBS clamp systems

Clamp clips, U base

Clamp clip, single, metal pressure trough V4A					
Type	Clamping range D	For rail with slot width	Pack.	Item No.	
	mm				
2056U M 12 V4A	8-12	18-22	100	1158 20 7	
2056U M 16 V4A	12-16	18-22	100	1158 21 1	
2056U M 22 V4A	16-22	18-22	100	1158 21 5	
2056U M 28 V4A	22-28	18-22	100	1158 21 9	
2056U M 34 V4A	28-34	18-22	100	1158 22 3	
2056U M 40 V4A	34-40	18-22	100	1158 22 7	
2056U M 46 V4A	40-46	18-22	100	1158 23 1	
2056U M 52 V4A	46-52	18-22	100	1158 23 5	
2056U M 58 V4A	52-58	18-22	100	1158 23 9	
2056U M 64 V4A	58-64	18-22	100	1158 24 3	
2056U M 70 V4A	64-70	18-22	50	1158 24 7	
2056U M 76 V4A	70-76	18-22	25	1158 25 1	

Clamp clips, fastening to flat iron

Clamp clip, single, plastic pressure trough					
Type	Clamping range D	Installation type	Pack.	Item No.	
	mm				
2056F 12 FT	8-12	Flat profile	100	1169 12 2	
2056F 16 FT	12-16	Flat profile	100	1169 16 5	
2056F 22 FT	16-22	Flat profile	100	1169 21 1	
2056F 28 FT	22-28	Flat profile	100	1169 28 9	
2056F 34 FT	28-34	Flat profile	100	1169 34 3	
2056F 40 FT	34-40	Flat profile	100	1169 40 8	
2056F 46 FT	40-46	Flat profile	100	1169 46 7	
2056F 52 FT	46-52	Flat profile	100	1169 52 1	
2056F 58 FT	52-58	Flat profile	50	1169 58 0	
2056F 64 FT	58-64	Flat profile	50	1169 64 5	
2056F 70 FT	64-70	Flat profile	50	1169 69 6	
2056F 76 FT	70-76	Flat profile	25	1169 76 9	
2056F 82 FT	76-82	Flat profile	25	1169 82 3	
2056F 90 FT	82-90	Flat profile	25	1169 90 4	

Clamp clip, double, plastic pressure trough					
Type	Clamping range D	Installation type	Pack.	Item No.	
	mm				
2056F 2 12 FT	8-12	Flat profile	50	1170 12 0	
2056F 2 16 FT	12-16	Flat profile	50	1170 16 3	
2056F 2 22 FT	16-22	Flat profile	50	1170 22 8	
2056F 2 28 FT	22-28	Flat profile	50	1170 28 7	
2056F 2 34 FT	28-34	Flat profile	50	1170 34 1	
2056F 2 40 FT	34-40	Flat profile	50	1170 40 6	
2056F 2 46 FT	40-46	Flat profile	50	1170 46 5	
2056F 2 52 FT	46-52	Flat profile	50	1170 51 1	


Clamp clip, single, plastic pressure trough					
Type	Clamping range D	Installation type	Pack.	Item No.	
	mm				
2056F 12 VA	8-12	Flat profile	50	1185 00 4	
2056F 16 VA	12-16	Flat profile	50	1185 01 2	
2056F 22 VA	16-22	Flat profile	50	1185 02 0	
2056F 28 VA	22-28	Flat profile	50	1185 03 9	
2056F 34 VA	28-34	Flat profile	50	1185 04 7	
2056F 40 VA	34-40	Flat profile	25	1185 05 5	
2056F 46 VA	40-46	Flat profile	25	1185 06 3	
2056F 52 VA	46-52	Flat profile	25	1185 07 1	
2056F 58 VA	52-58	Flat profile	25	1185 09 8	
2056F 64 VA	58-64	Flat profile	15	1185 10 1	

Clamp clip, single, plastic pressure trough					
Type	Clamping range D	Installation type	Pack.	Item No.	
	mm				
2056F 12 ALU	8-12	Flat profile	50	1184 70 9	
2056F 16 ALU	12-16	Flat profile	50	1184 71 7	
2056F 22 ALU	16-22	Flat profile	50	1184 72 5	
2056F 28 ALU	22-28	Flat profile	50	1184 73 3	
2056F 34 ALU	28-34	Flat profile	50	1184 74 1	
2056F 40 ALU	34-40	Flat profile	50	1184 76 8	
2056F 46ALU	40-46	Flat profile	50	1184 77 6	

Clamp clip, single, metal pressure trough					
Type	Clamping range D	Installation type	Pack.	Item No.	
	mm				
2056F M 12 FT	8-12	Flat profile	100	1156 80 2	
2056F M 16 FT	12-16	Flat profile	100	1156 81 0	
2056F M 22 FT	16-22	Flat profile	100	1156 82 9	
2056F M 28 FT	22-28	Flat profile	100	1156 83 7	


Clamp clips, fastening to angular steel

Clamp clip, single, plastic pressure trough




Type	Clamping range D mm	Installation type	Pack. pcs	Item No.
2056W 12 FT	8-12	Angle profile	100	1180 12 6
2056W 16 FT	12-16	Angle profile	100	1180 16 9
2056W 22 FT	16-22	Angle profile	100	1180 22 3
2056W 28 FT	22-28	Angle profile	100	1180 28 2
2056W 34 FT	28-34	Angle profile	100	1180 34 7
2056W 40 FT	34-40	Angle profile	100	1180 40 1
2056W 46 FT	40-46	Angle profile	100	1180 46 0
2056W 52 FT	46-52	Angle profile	100	1180 52 5
2056W 58 FT	52-58	Angle profile	50	1180 58 4
2056W 64 FT	58-64	Angle profile	50	1180 64 9
2056W 70 FT	64-70	Angle profile	50	1180 68 1
2056W 76 FT	70-76	Angle profile	25	1180 76 2
2056W 82 FT	76-82	Angle profile	25	1180 82 7
2056W 90 FT	82-90	Angle profile	25	1180 90 8

Clamp clip, double, plastic pressure trough




Type	Clamping range D mm	Installation type	Pack. pcs	Item No.
2056W 2 12 FT	8-12	Angle profile	50	1181 12 2
2056W 2 16 FT	12-16	Angle profile	50	1181 16 5
2056W 2 22 FT	16-22	Angle profile	50	1181 21 1
2056W 2 28 FT	22-28	Angle profile	50	1181 28 9
2056W 2 34 FT	28-34	Angle profile	50	1181 34 3
2056W 2 40 FT	34-40	Angle profile	25	1181 40 8
2056W 2 46 FT	40-46	Angle profile	25	1181 46 7
2056W 2 52 FT	46-52	Angle profile	25	1181 52 1
2056W 2 58 FT	52-58	Angle profile	25	1181 58 0

Clamp clip, single, plastic pressure trough



Type	Clamping range D mm	Installation type	Pack. pcs	Item No.
2056W 22 VA	16-22	Angle profile	50	1185 43 8
2056W 28 VA	22-28	Angle profile	50	1185 44 6
2056W 34 VA	28-34	Angle profile	50	1185 45 4
2056W 40 VA	34-40	Angle profile	25	1185 46 2
2056W 46 VA	40-46	Angle profile	25	1185 47 0
2056W 52 VA	46-52	Angle profile	25	1185 48 9
2056W 58 VA	52-58	Angle profile	25	1185 49 7


Clamp clip, single, plastic pressure trough



Type	Clamping range D mm	Installation type	Pack. pcs	Item No.
2056W 12 ALU	8-12	Angle profile	50	1184 00 8
2056W 16 ALU	12-16	Angle profile	50	1184 01 6
2056W 22 ALU	16-22	Angle profile	50	1184 02 4
2056W 28 ALU	22-28	Angle profile	50	1184 03 2
2056W 34 ALU	28-34	Angle profile	50	1184 04 0
2056W 40 ALU	34-40	Angle profile	50	1184 05 9
2056W 46 ALU	40-46	Angle profile	50	1184 06 7
2056W 52 ALU	46-52	Angle profile	50	1184 07 5
2056W 58 ALU	52-58	Angle profile	50	1184 08 3
2056W 64 ALU	58-64	Angle profile	50	1184 09 1


Clamp clips, special application

Clamp clip, round profiles/pipes




Type	Clamping range D mm	Installation type	Pack. pcs	Item No.
2056R M 22 FS	16-22	Round profile	100	1158 41 0
2056R M 28 FS	22-28	Round profile	100	1158 41 4
2056R M 34 FS	28-34	Round profile	100	1158 41 8
2056R M 40 FS	34-40	Round profile	100	1158 42 2

Clamp clip, round profiles/pipes




Type	Clamping range D mm	Installation type	Pack. pcs	Item No.
2056RS M 16 FT	12-16	Round profile	100	1158 30 5
2056RS M 22 FT	16-22	Round profile	100	1158 30 9
2056RS M 28 FT	22-28	Round profile	100	1158 31 3
2056RS M 34 FT	28-34	Round profile	100	1158 31 7
2056RS M 40 FT	34-40	Round profile	100	1158 32 1
2056RS M 46 FT	40-46	Round profile	100	1158 32 5
2056RS M 52 FT	46-52	Round profile	100	1158 32 9
2056RS M 58 FT	52-58	Round profile	100	1158 33 3
2056RS M 64 FT	58-64	Round profile	100	1158 33 7

Clamp clip, hammer-head base, 3x single-wire connection




Type	Clamping range D mm	For rail with slot width mm	Pack. pcs	Item No.
2056 E 31 FT	28-31	16-17	25	1174 60 6
2056 E 37 FT	34-37	16-17	25	1174 61 4
2056 E 44 FT	40-44	16-17	25	1174 63 0

Clamp clip, U base, 3x single-wire connection



Type	Clamping range D mm	For rail with slot width mm	Pack. pcs	Item No.
2056U-E28 FT	25-28	18-22	25	1174 50 9
2056U-E31 FT	28-31	18-22	25	1174 54 1
2056U-E34 FT	31-34	18-22	25	1174 51 7
2056U-E37 FT	34-37	18-22	25	1174 56 8
2056U-E40 FT	37-40	18-22	25	1174 52 5
2056U-E44 FT	40-44	18-22	25	1174 57 6


Bundle clip



Type	For rail with slot width mm	Pack. pcs	Item No.
2056 B 35 FT	16-17	100	1194 05 4
2056 B 40 FT	16-17	50	1194 04 6
2056 B 80 FT	16-17	25	1194 08 9
2056 B 80 VA	16-17	25	1194 37 2

BBS clamp systems

Clamp clips, system accessories

 Counter-trough, plastic 16–17 mm slot width


Type	Clamping range D mm	Pack. pcs	Item No.
2058 12 LGR	8-12	100	1195 12 3
2058 16 LGR	12-16	100	1195 16 6
2058 22 LGR	16-22	100	1195 22 0
2058 28 LGR	22-28	100	1195 27 1
2058 34 LGR	28-34	100	1195 34 4
2058 40 LGR	34-40	100	1195 40 9
2058 46 LGR	40-46	100	1195 46 8
2058 52 LGR	46-52	100	1195 52 2
2058 58 LGR	52-58	100	1195 58 1
2058 64 LGR	58-64	50	1195 64 6
2058 70 LGR	64-70	50	1195 70 0

 Counter-trough, plastic, universal


Type	Clamping range D mm	Pack. pcs	Item No.
2058FW 12 LGR	8-12	100	1197 12 6
2058FW 16 LGR	12-16	100	1197 16 9
2058FW 22 LGR	16-22	100	1197 22 3
2058FW 28 LGR	22-28	100	1197 28 2
2058FW 34 LGR	28-34	100	1197 34 7
2058FW 40 LGR	34-40	100	1197 40 1
2058FW 46 LGR	40-46	100	1197 46 0
2058FW 52 LGR	46-52	100	1197 52 5
2058FW 58 LGR	52-58	100	1197 58 4
2058FW 64 LGR	58-64	50	1197 64 9
2058FW 70 LGR	64-70	50	1197 70 3
2058FW 76 LGR	70-76	25	1197 76 2
2058FW 82 LGR	76-82	25	1197 82 7
2058FW 90 LGR	82-90	25	1197 90 8
2058FW 100 LGR	90-100	25	1197 99 1

 Counter-trough, metal, universal

Type	Clamping range D mm	Pack. pcs	Item No.
2058FW M 12 FT	8-12	100	1199 84 6
2058FW M 16 FT	12-16	100	1199 85 4
2058FW M 22 FT	16-22	100	1199 86 2
2058FW M 28 FT	22-28	100	1199 87 0
2058FW M 34 FT	28-34	100	1199 88 9
2058FW M 40 FT	34-40	100	1199 89 7
2058FW M 46 FT	40-46	100	1199 90 0
2058FW M 52 FT	46-52	50	1199 91 9
2058FW M 58 FT	52-58	50	1199 92 7
2058FW M 64 FT	58-64	50	1199 93 5
2058FW M 70 FT	64-70	50	1199 94 3

 Counter-trough, metal V2A, universal


Type	Clamping range D mm	Pack. pcs	Item No.
2058FW M 8 V2A	4-8	100	1197 09 6
2058FW M 12 V2A	8-12	100	1197 13 4
2058FW M 16 V2A	12-16	100	1197 17 7
2058FW M 22 V2A	16-22	100	1197 23 1
2058FW M 28 V2A	22-28	100	1197 29 0
2058FW M 34 V2A	28-34	100	1197 35 5
2058FW M 40 V2A	34-40	100	1197 42 8
2058FW M 46 V2A	40-46	100	1197 47 9
2058FW M 52 V2A	46-52	50	1197 53 3
2058FW M 58 V2A	52-58	50	1197 59 2
2058FW M 64 V2A	58-64	50	1197 60 6

 Double trough, plastic

Type	Clamping range D mm	Pack. pcs	Item No.
2058 2 12 LGR	8-12	50	1196 11 1
2058 2 16 LGR	12-16	50	1196 16 2
2058 2 22 LGR	16-22	50	1196 22 7
2058 2 28 LGR	22-28	50	1196 28 6
2058 2 34 LGR	28-34	50	1196 34 0
2058 2 40 LGR	34-40	50	1196 40 5
2058 2 46 LGR	40-46	50	1196 46 4
2058 2 52 LGR	46-52	50	1196 52 9
2058 2 58 LGR	52-58	50	1196 58 8


 Double trough, metal

Type	Clamping range D mm	Pack. pcs	Item No.
2058 M2 12 FT	8-12	100	1199 70 6
2058 M2 16 FT	12-16	50	1199 71 4
2058 M2 22 FT	16-22	50	1199 72 2
2058 M2 28 FT	22-28	50	1199 73 0
2058 M2 34 FT	28-34	50	1199 74 9
2058 M2 40 FT	34-40	50	1199 75 7

 Double trough, V2A

Type	Pack. pcs	Item No.
2058 M2 22 V2A	50	1196 59 7
2058 M2 28 V2A	50	1196 59 9
2058 M2 34 V2A	50	1196 60 1
2058 M2 40 V2A	50	1196 60 3





Screw-in and knock-in systems



Nails

Steel nail				
Type	Length/ shank Ø	Pack.	Item No.	
	mm	pcs		
362 16 BK	16/2,0	100	3353 16 8	
362 18 BK	18/2,0	100	3353 18 4	
362 23 BK	23/2,0	100	3353 23 0	
362 30 BK	30/2,0	100	3353 30 3	
362 40 BK	40/2,0	100	3353 40 0	
362 50 BK	50/2,0	100	3353 50 8	
362 60 BK	60/2,0	100	3353 60 5	

Steel nail				
Type	Length/ shank Ø	Pack.	Item No.	
	mm	pcs		
362 Z 16 G	16/2,0	100	3354 16 4	
362 Z 18 G	18/2,0	100	3354 18 0	
362 Z 23 G	23/2,0	100	3354 23 7	
362 Z 30 G	30/2,0	100	3354 29 6	
362 Z 40 G	40/2,0	100	3354 40 7	
362 Z 50 G	50/2,0	100	3354 50 4	
362 Z 60 G	60/2,0	100	3354 60 1	

Impu steel nail				
Type	Length/ shank Ø	Pack.	Item No.	
	mm	pcs		
500 12	12/2,0	100	3360 12 1	
500 16	16/2,0	100	3360 16 4	
500 18	18/2,0	100	3360 18 0	
500 23	23/2,0	100	3360 23 7	
500 30	30/2,0	100	3360 29 6	
500 40	40/2,0	100	3360 40 7	
500 50	50/2,0	100	3360 50 4	
500 60	60/2,0	100	3360 60 1	

Impu steel nail				
Type	Length/ shank Ø	Pack.	Item No.	
	mm	pcs		
500 Z 12	12/2,0	100	3361 12 8	
500 Z 16	16/2,0	100	3361 16 0	
500 Z 18	18/2,0	100	3361 18 7	
500 Z 23	23/2,0	100	3361 23 3	
500 Z 30	30/2,0	100	3361 30 6	
500 Z 40	40/2,0	100	3361 40 3	
500 Z 50	50/2,0	100	3361 50 0	
500 Z 60	60/2,0	100	3361 60 8	

Siko nail				
Type	Length/ shank Ø	Pack.	Item No.	
	mm	pcs		
511 12	12/2,0	100	3366 11 1	
511 16	16/2,0	100	3366 16 2	
511 18	18/2,0	100	3366 18 9	
511 23	23/2,0	100	3366 23 5	
511 30	30/2,0	100	3366 30 8	
511 40	40/2,0	100	3366 40 5	
511 50	50/2,0	100	3366 50 2	
511 60	60/2,0	100	3366 59 6	

Hook nail				
Type	Length/ shank Ø	Pack.	Item No.	
	mm	pcs		
1101 3x40	40/3,0	250	3341 04 6	
1101 3x50	50/3,0	250	3341 05 4	
1101 3x60	60/3,0	250	3341 06 2	
1101 3x70	70/3,0	250	3341 07 0	
1101 3.4x50	50/3,4	250	3341 49 6	
1101 3.4x60	60/3,4	250	3341 60 7	
1101 3.4x70	70/3,4	250	3341 70 4	
1101 3.4x80	80/3,4	250	3341 80 1	
1101 3.4x90	90/3,4	250	3341 90 9	
1101 3.4x100	100/3,4	250	3341 99 2	

Hook nail				
Type	Length/ shank Ø	Pack.	Item No.	
	mm	pcs		
1101 Z 40 G	40/3,0	250	3342 04 2	
1101 Z 50 G	50/3,0	250	3342 05 0	
1101 Z 60 G	60/3,0	250	3342 06 9	
1101 Z 70 G	70/3,0	250	3342 07 7	
1101 Z3.4x50 G	50/3,4	250	3342 50 6	
1101 Z3.4x60 G	60/3,4	250	3342 60 3	
1101 Z3.4x70 G	70/3,4	250	3342 70 0	
1101 Z3.4x80 G	80/3,4	250	3342 80 8	

Steel wall hook				
Type	Length/ shank Ø	Pack.	Item No.	
	mm	pcs		
716 3X50 BK	50/3,0	100	3347 05 2	
716 3X60 BK	60/3,0	100	3347 06 0	
716 3X70 BK	70/3,0	100	3347 07 9	

Knock-in anchor system

OBO anchor					
Type	Shank length	Length	Pack.	Item No.	
	mm	mm	pcs		
903 15 G	15	23	100	3100 15 4	
903 18 G	18	26	100	3100 18 9	
903 25 G	25	33	100	3100 25 1	
903 30 G	30	38	100	3100 30 8	
903 40 G	40	48	100	3100 40 5	

OBO anchor					
Type	Shank length	Length	Pack.	Item No.	
	mm	mm	pcs		
903 RB 15	15	21	200	3105 01 6	
903 RB 18	18	24	200	3105 02 4	
903 RB 22	22	30	200	3105 03 2	


Flattener with hand protection				
Type	Suitable for	Pack.	Item No.	
		pcs		
915 RBS M4	903/RB anchors	1	3031 50 0	

Flattener				
Type	Suitable for	Pack.	Item No.	
		pcs		
915 S M6	Anchor 903	20	3031 01 2	

Screw-in and knock-in systems


Anchors

Angler spreading anchor




Type	Dowel Ø	Length	Pack.	Item No.
	mm	mm	pcs	
910 N 5x25 GRW	5	25	100	2349 04 3
910 N 6x30 GRW	6	30	100	2349 05 1
910 N 6x60 GRW	6	60	100	2349 07 8
910 N 8x40 GRW	8	40	100	2349 08 6
910 N 10x50 GRW	10	50	50	2349 10 8
910 N 12x60 GRW	12	60	25	2349 12 4

Multipurpose anchor




Type	Dowel Ø	Length	Pack.	Item No.
	mm	mm	pcs	
910 MZ 5x30	5	30	100	2347 52 3
910 MZ 6x35	6	35	100	2347 53 9
910 MZ 8x50	8	50	100	2347 54 7
910 MZ 10x60	10	60	50	2347 55 5
910 MZ 12x70	12	70	25	2347 57 0

Knock-in anchor




Type	Dowel Ø	Length	Pack.	Item No.
	mm	mm	pcs	
910 SD 5X35	5	35	100	2351 02 1
910 SD 6X35	6	35	100	2351 05 6
910 SD 6X40	6	40	100	2351 06 4
910 SD 8X55	8	55	50	2351 09 9

Knock-in anchor




Type	Dowel Ø	Length	Pack.	Item No.
	mm	mm	pcs	
910 SD-Q 6x40	6	40	100	2351 21 8

Knock-in anchor




Type	Dowel Ø	Length	Pack.	Item No.
	mm	mm	pcs	
910 SDM M6	6	40	100	2350 80 7

Double-flange anchor




Type	Dowel Ø	Length	Pack.	Item No.
	mm	mm	pcs	
910 DF 6x35	6	35	100	2347 40 7

Gas concrete anchor




Type	Dowel Ø	Length	Pack.	Item No.
	mm	mm	pcs	
910 GD 6x35	6	35	100	2347 22 9
910 GD 8x50	8	50	50	2347 26 1

Plasterboard anchor




Type	Dowel Ø	Length	Pack.	Item No.
	mm	mm	pcs	
910 GKDM 12x30	12	30	100	3483 21 4

Plasterboard anchor




Type	Dowel Ø	Length	Pack.	Item No.
	mm	mm	pcs	
910 GKSM 6x25	7.5	26.4	100	3483 23 9

Brass spreading anchor




Type	Thread	Bore hole Ø	Pack.	Item No.
		mm	pcs	
865 M6x24	M6	8	100	3483 06 1
865 M8x30	M8	11	100	3483 08 8
865 M10x34	M10	12	100	3483 09 6

Metal spreading anchor




Type	Dowel Ø	Bore hole Ø	Pack.	Item No.
	mm	mm	pcs	
MD 5 GTP	5	5-7	200	3484 60 2
MD 6 GTP	6	7-9	100	3484 62 9

Sprung hinged anchor




Type	Thread	Length	Bore hole Ø	Pack.	Item No.
		mm	mm	pcs	
450 M4x95 G	M4	95	14	50	3481 61 1

Sprung hinged anchor




Type	Thread	Length	Bore hole Ø	Pack.	Item No.
		mm	mm	pcs	
451 M4x95 G	M4	95	14	50	3481 66 2

Sprung hinged anchor




Type	Thread	Length	Bore hole Ø	Pack.	Item No.
		mm	mm	pcs	
452 M4x70 G	M4	70	14	50	3481 77 8

Tilting anchor




Type	Thread	Length	Bore hole Ø	Pack.	Item No.
		mm	mm	pcs	
458 M4x100 G	M4	100	13	50	3482 15 4
456 M5x100 G	M5	100	13	50	3482 10 3
453 M6x100 G	M6	100	16	50	3482 01 4

Tilting anchor




Type	Thread	Length	Bore hole Ø	Pack.	Item No.
		mm	mm	pcs	
457 M4x55 G	M4	55	13	50	3482 13 8
455 M5x65 G	M5	65	13	50	3482 05 7
455 M5x100 G	M5	100	13	50	3482 07 3
454 M6x100 G	M6	100	16	25	3482 03 0

Tilting anchor



Type	Thread	Length	Bore hole Ø	Pack.	Item No.
		mm	mm	pcs	
KD 8 100	M8	100	22	25	3482 70 7
KD 10 100	M10	100	25	25	3482 75 8
KD 10 150	M10	150	25	25	3482 76 6

Impact tie



Type	Thread	Pack.	Item No.
		pcs	
FZEA II 10X40 G	M8	100	3492 03 6
FZEA II 12X40 G	M10	100	3492 06 0
FZEA II 14X40 G	M12	50	3492 09 5



Anchors

Universal drill

Type	Bore hole Ø mm	Pack. pcs	Item No.
FZUB 10X40	10	1	3492 33 8
FZUB 12X40	12	1	3492 36 2
FZUB 14X40	14	1	3492 39 7

Impact mandrel

Type	Pack. pcs	Item No.
FZED 10 Plus	1	3492 62 1
FZED 12 Plus	1	3492 66 4
FZED 14 Plus	1	3492 69 9

Heavy-duty anchor

Type	Thread	Pack. pcs	Item No.
FH II 18X80	M12	10	3498 74 3

Bolt tie

Type	Thread	Pack. pcs	Item No.
FAZ II 8 10 GS	M8	50	3498 50 6
FAZ II 10 10 GS	M10	50	3498 54 9
FAZ II 10 30	M10	25	3498 58 1
FAZ II 12 10	M12	20	3498 65 4

Bolt tie

Type	Bore hole Ø mm	Anchor length mm	Clamping range mm	Thread	Pack. pcs	Item No.
FNA II 6X30 M6/5	6	30	5	M6	100	3498 42 5

Bolt tie

Type	Dimension mm	Bore hole Ø mm	SW mm	Pack. pcs	Item No.
MMS10X80	10 x 80	8	16	50	3498 12 3

Bolt tie

Type	Dimension mm	Bore hole Ø mm	SW mm	Pack. pcs	Item No.
MMS10X100	10 x 100	8	16	50	3498 15 8

Bolt tie

Type	Dimension mm	Bore hole Ø mm	Screw system	Pack. pcs	Item No.
MMS6X50	6 x 50	5	Torx	100	3498 10 7

Bolt tie

Type	Bore hole Ø mm	Thread	SW mm	Pack. pcs	Item No.
MMS-ST6X60	5	M6	10	100	3498 26 3

Bolt tie

Type	Bore hole Ø mm	Screw system	Pack. pcs	Item No.
HMS-KS5X50	4	Torx	200	3498 20 4

Bolts and hooks

Screw-in anchor M6

Type	Thread	Length mm	Pack. pcs	Item No.
985 M6 25	M6	25	100	3133 02 8
985 M6 35	M6	35	100	3133 03 6

Screw-in anchor M8

Type	Thread	Length mm	Pack. pcs	Item No.
985 M8 35	M8	35	100	3133 23 0

Double nipple

Type	Thread	Thread length mm	Pack. pcs	Item No.
3100 M6 G	M6	8	100	3131 06 8
3100 M8 G	M8	10	100	3131 08 4

Threaded rods and fastening hooks

Threaded rod

Type	Thread	Length mm	Pack. pcs	Item No.
2078 M6 1M G	M6	1000	100	3141 04 7
2078 M8 1M G	M8	1000	50	3141 12 8
2078 M10 1M G	M10	1000	25	3141 20 9
2078 M12 1M G	M12	1000	20	3141 30 6

Threaded rod

Type	Thread	Length mm	Pack. pcs	Item No.
2078 M8 2M G	M8	2000	25	3141 13 6
2078 M10 2M G	M10	2000	25	3141 14 0
2078 M12 2M G	M12	2000	20	3141 14 4


Threaded rod V2A

Type	Thread	Length mm	Pack. pcs	Item No.
2078 M8 1M V2A	M8	1000	50	3141 31 0
2078 M10 1M V2A	M10	1000	25	3141 31 2
2078 M12 1M V2A	M12	1000	20	3141 31 4

Screw-in and knock-in systems


Threaded rods and fastening hooks

Spacer sleeve




Type	Thread	Length	Pack.	Item No.
		mm	pcs	
965 M6X20 G	M6	20	100	3415 03 1
965 M6X25 G	M6	25	100	3415 06 6
965 M6X30 G	M6	30	100	3415 08 2
965 M6X40 G	M6	40	100	3415 10 4
965 M6X50 G	M6	50	100	3415 12 0
965 M8X20 G	M8	20	100	3415 14 7
965 M8X30 G	M8	30	100	3415 16 3

Connection sleeve




Type	Thread	Length	Pack.	Item No.
		mm	pcs	
12005 M8 G	M8	30	50	6410 08 1
12005 M10 G	M10	40	50	6410 10 3
12005 M12 G	M12	40	25	6410 11 1

Connection sleeve V2A




Type	Thread	Length	Pack.	Item No.
		mm	pcs	
12005 M8 V2A	M8	30	50	6410 15 4
12005 M10 V2A	M10	40	50	6410 16 2

Ceiling hook




Type	Breaking load	Length	Pack.	Item No.
	kN	mm	pcs	
867 M5X125 G	0.4	125	100	3470 14 8
867 M6X 95 G	0.8	95	100	3470 21 0
867 M6X125 G	0.8	125	100	3470 23 7

Ceiling hook




Type	Breaking load	Length	Pack.	Item No.
	kN	mm	pcs	
948 TG6	1	70	25	3453 82 0

Ceiling hook




Type	Breaking load	Length	Pack.	Item No.
	kN	mm	pcs	
915 3.9x50 G	0.15	50	100	3450 05 8
915 3.9x60 G	0.15	60	100	3450 06 6
915 3.9x70 G	0.15	70	100	3450 07 4
915 3.9x80 G	0.15	80	100	3450 08 2
915 3.9x90 G	0.15	90	100	3450 09 0
915 3.9x100 G	0.15	100	100	3450 10 4
915 4.3x120 G	0.2	120	100	3450 12 0

Ceiling hook




Type	Breaking load	Length	Pack.	Item No.
	kN	mm	pcs	
2081 M6 G	1.35	34	100	3460 16 9

Ceiling hook




Type	Breaking load	Length	Pack.	Item No.
	kN	mm	pcs	
2081 K M6	1.6	27	100	3460 06 1

Frame eyelet




Type	Thread	Length	Pack.	Item No.
		mm	pcs	
869 M8X40 G	M8	70	25	3472 08 6

Rabitz coupler




Type	Breaking load	Thread	Pack.	Item No.
	kN		pcs	
2083 M6 G	4.5	M6	100	3462 06 4
2083 M8 G	5.5	M8	100	3462 08 0

TS ceiling hook




Type	Breaking load	Thread	Pack.	Item No.
	kN		pcs	
2989 M6 G	1.5	M6	50	3460 76 2
2989 M8 G	1.5	M8	50	3460 78 9

TS suspension eyelet




Type	Breaking load	Thread	Pack.	Item No.
	kN		pcs	
2990 M6 G	3.5	M6	50	3462 86 2
2990 M8 G	3.5	M8	50	3462 88 9

Ring eyelet




Type	Breaking load	Thread	Pack.	Item No.
	kN		pcs	
2084 M6 G	1.15	M6	100	3463 56 7
2084 M8 G	1.15	M8	100	3463 58 3

Ring eyelet




Type	Breaking load	Thread	Pack.	Item No.
	kN		pcs	
2084 K M6	1.15	M6	100	3463 06 0


Suspension eyelet





Type	Breaking load	Thread	Pack.	Item No.
	kN		pcs	
2085 M6 G	1.1	M6	50	3464 06 7
2085 M8 G	1.1	M8	50	3464 08 3

Golden sprint screws

 GOLDEN SPRINT, with Phillips screw					
Type	Thickness	Length	Pack.	Item No.	
	mm	mm	pcs		
4758 3.5x15	3.5	15	200	3195 00 7	
4758 3.5x20	3.5	20	200	3195 01 5	
4758 3.5x25	3.5	25	200	3195 02 3	
4758 3.5x30	3.5	30	200	3195 03 1	
4758 3.5x35	3.5	35	200	3195 05 8	
4758 3.5x40	3.5	40	200	3195 06 6	
4758 3.5x45	3.5	45	200	3195 07 4	
4758 3.5x50	3.5	50	200	3195 08 2	
4758 4.0x15	4	15	200	3195 20 1	
4758 4.0x20	4	20	200	3195 22 8	
4758 4.0x25	4	25	200	3195 23 6	
4758 4.0x30	4	30	200	3195 24 4	
4758 4.0x35	4	35	200	3195 25 2	
4758 4.0x40	4	40	200	3195 26 0	
4758 4.0x45	4	45	200	3195 27 9	
4758 4.0x50	4	50	200	3195 28 7	
4758 4.5x25	4.5	25	200	3195 42 2	
4758 4.5x30	4.5	30	200	3195 43 0	
4758 4.5x35	4.5	35	200	3195 44 9	
4758 4.5x40	4.5	40	200	3195 45 7	
4758 4.5x45	4.5	45	200	3195 46 5	
4758 4.5x50	4.5	50	200	3195 47 3	
4758 5.0x30	5	30	200	3195 63 5	
4758 5.0x35	5	35	200	3195 64 3	
4758 5.0x40	5	40	200	3195 65 1	
4758 5.0x45	5	45	200	3195 67 8	
4758 5.0x50	5	50	200	3195 68 6	
4758 5.0x60	5	60	200	3195 69 4	
4758 6.0x30	6	30	200	3195 91 0	
4758 6.0x40	6	40	200	3195 92 9	
4758 6.0x50	6	50	200	3195 93 7	
4758 6.0x60	6	60	200	3195 94 5	


 GOLDEN SPRINT, with Torx					
Type	Thickness	Length	Pack.	Item No.	
	mm	mm	pcs		
4758T 3.5x15	3.5	15	200	3198 01 6	
4758T 3.5x20	3.5	20	200	3198 01 8	
4758T 3.5x25	3.5	25	200	3198 02 0	
4758T 3.5x30	3.5	30	200	3198 02 2	
4758T 3.5x35	3.5	35	200	3198 02 4	
4758T 3.5x40	3.5	40	200	3198 02 6	
4758T 4.0x15	4	15	200	3198 03 0	
4758T 4.0x20	4	20	200	3198 03 2	
4758T 4.0x25	4	25	200	3198 03 4	
4758T 4.0x30	4	30	200	3198 03 6	
4758T 4.0x35	4	35	200	3198 03 8	
4758T 4.0x40	4	40	200	3198 04 0	
4758T 4.0x45	4	45	200	3198 04 2	
4758T 4.0x50	4	50	200	3198 04 4	
4758T 4.5x30	4.5	30	200	3198 05 4	
4758T 4.5x35	4.5	35	200	3198 05 6	
4758T 4.5x40	4.5	40	200	3198 05 8	
4758T 4.5x45	4.5	45	200	3198 06 0	
4758T 4.5x50	4.5	50	200	3198 06 2	
4758T 5.0x30	5	30	200	3198 07 3	
4758T 5.0x35	5	35	200	3198 07 5	
4758T 5.0x40	5	40	200	3198 07 7	
4758T 5.0x45	5	45	200	3198 07 9	
4758T 5.0x50	5	50	200	3198 08 1	

 Sprint screw, with Phillips slot					
Type	Thickness	Length	Pack.	Item No.	
	mm	mm	pcs		
4759 3.5x25	3.5	25	200	3192 11 3	
4759 3.5x30	3.5	30	200	3192 12 1	
4759 3.5x35	3.5	35	200	3192 14 8	
4759 3.5x40	3.5	40	200	3192 15 6	
4759 3.5x45	3.5	45	200	3192 16 4	
4759 3.5x50	3.5	50	200	3192 17 2	
4759 4.0x25	4	25	200	3192 21 0	
4759 4.0x30	4	30	200	3192 22 9	
4759 4.0x35	4	35	200	3192 23 7	
4759 4.0x40	4	40	200	3192 24 5	
4759 4.0x45	4	45	200	3192 25 3	
4759 4.0x50	4	50	200	3192 26 1	
4759 4.5x30	4.5	30	200	3192 33 4	
4759 4.5x35	4.5	35	200	3192 34 2	
4759 4.5x40	4.5	40	200	3192 35 0	
4759 4.5x45	4.5	45	200	3192 36 9	
4759 4.5x50	4.5	50	200	3192 37 7	
4759 5.0x30	5	30	200	3192 41 5	
4759 5.0x35	5	35	200	3192 42 3	
4759 5.0x40	5	40	200	3192 43 1	
4759 5.0x45	5	45	200	3192 45 8	
4759 5.0x50	5	50	200	3192 46 6	
4759 6.0x40	6	40	200	3192 62 8	
4759 6.0x50	6	50	200	3192 63 6	
4759 6.0x60	6	60	200	3192 64 4	


 Sprint screw, with Torx					
Type	Thickness	Length	Pack.	Item No.	
	mm	mm	pcs		
4759T 3.0x15	3	15	200	3198 19 3	
4759T 3.0x25	3	25	200	3198 19 7	
4759T 3.0x30	3	30	200	3198 19 9	
4759T 3.5x15	3.5	15	200	3198 21 9	
4759T 3.5x20	3.5	20	200	3198 22 1	
4759T 3.5x25	3.5	25	200	3198 22 3	
4759T 3.5x30	3.5	30	200	3198 22 5	
4759T 3.5x35	3.5	35	200	3198 22 7	
4759T 3.5x40	3.5	40	200	3198 22 9	
4759T 3.5x50	3.5	50	200	3198 23 1	
4759T 4.0x15	4	15	200	3198 23 7	
4759T 4.0x20	4	20	200	3198 23 9	
4759T 4.0x25	4	25	200	3198 24 1	
4759T 4.0x30	4	30	200	3198 24 3	
4759T 4.0x35	4	35	200	3198 24 5	
4759T 4.0x40	4	40	200	3198 24 7	
4759T 4.0x45	4	45	200	3198 24 9	
4759T 4.0x50	4	50	200	3198 25 1	
4759T 4.5x30	4.5	30	200	3198 26 0	
4759T 4.5x35	4.5	35	200	3198 26 2	
4759T 4.5x40	4.5	40	200	3198 26 4	
4759T 4.5x45	4.5	45	200	3198 26 6	
4759T 4.5x50	4.5	50	200	3198 26 8	
4759T 5.0x30	5	30	200	3198 27 6	
4759T 5.0x35	5	35	200	3198 27 8	
4759T 5.0x40	5	40	200	3198 28 0	
4759T 5.0x45	5	45	200	3198 28 2	
4759T 5.0x50	5	50	200	3198 28 4	

Screw-in and knock-in systems


Hexagonal screws, nuts, washers

 **Hexagonal wood screw DIN 571**


Type	Length mm	Pack. pcs	Item No.
12400 6x40 G	40	50	3188 04 3
12400 6x50 G	50	50	3188 05 1
12400 6x60 G	60	50	3188 07 8
12400 6x80 G	80	50	3188 09 4
12400 8x40 G	40	50	3188 14 0
12400 8x50 G	50	50	3188 15 9
12400 8x60 G	60	50	3188 16 7
12400 8x70 G	70	50	3188 17 5
12400 8x80 G	80	50	3188 18 3
12400 8x100 G	100	50	3188 20 5
12400 10x60 G	60	25	3188 25 6
12400 10x70 G	70	25	3188 27 2
12400 10x80 G	80	25	3188 28 0
12400 10x100 G	100	25	3188 30 2
12400 12x70 G	70	20	3188 36 1
12400 12x80 G	80	20	3188 38 8

 **Truss-head bolt with combination nut assembly**


Type	Thread	Pack. pcs	Item No.
FRSB 8x35 VA	M8	50	3175 60 8
FRSB 10x20 VA	M10	50	3175 62 0
FRSB 10x25 VA	M10	50	3175 62 5

 **Hexagonal bolt ISO 4017**


Type	Thread	Length mm	Pack. pcs	Item No.
342 M6X16 G	M6	16	100	3156 14 1
342 M6X20 G	M6	20	100	3156 20 6
342 M6X25 G	M6	25	100	3156 25 7
342 M6X30 G	M6	30	100	3156 30 3
342 M6X35 G	M6	35	100	3156 35 4
342 M6X40 G	M6	40	100	3156 40 0
342 M8X20 G	M8	20	100	3158 20 9
342 M8X25 G	M8	25	100	3158 24 1
342 M8X30 G	M8	30	100	3158 30 6
342 M8X40 G	M8	40	100	3158 40 3
342 M8X50 G	M8	50	100	3158 50 0
342 M10X20 G	M10	20	100	3160 20 3
342 M10X30 G	M10	30	100	3160 30 0
342 M10X40 G	M10	40	50	3160 40 8
342 M10X50 G	M10	50	50	3160 50 5
342 M10X60 G	M10	60	50	3160 60 2
342 M12X30 G	M12	30	50	3162 30 3
342 M12X40 G	M12	40	50	3162 40 0
342 M12X50 G	M12	50	50	3162 50 8

 **Hexagonal bolt DIN 933 V2A**


Type	Pack. pcs	Item No.
DIN 933 M10x45VA	50	3156 04 0
DIN 933 M12x45VA	50	3156 04 2
DIN 933 M16x50VA	50	3156 04 4

 **Hexagonal bolt DIN 933 V4A**

Type	Thread	Length mm	Pack. pcs	Item No.
DIN933 M6x16 V4A	M6	16	100	3156 01 6
DIN933 M6x20 V4A	M6	20	100	3156 01 8
DIN933 M6x25 V4A	M6	25	100	3156 01 9
DIN933 M6x30 V4A	M6	30	100	3156 02 0
DIN933 M6x35 V4A	M6	35	100	3156 02 1
DIN933 M6x40 V4A	M6	40	100	3156 02 2
DIN933 M8x20 V4A	M8	20	100	3156 02 4
DIN933 M8x25 V4A	M8	25	100	3156 02 5
DIN933 M8x30 V4A	M8	30	100	3156 02 6
DIN933 M8x40 V4A	M8	40	100	3156 02 7
DIN933 M8x50 V4A	M8	50	100	3156 02 8
DIN933 M10x20V4A	M10	20	100	3156 03 1
DIN933 M10x30V4A	M10	30	100	3156 03 2
DIN933 M10x40V4A	M10	40	50	3156 03 3
DIN933 M10x50V4A	M10	50	50	3156 03 4
DIN933 M10x60V4A	M10	60	50	3156 03 5
DIN933 M12x30V4A	M12	30	50	3156 03 6
DIN933 M12x40V4A	M12	40	50	3156 02 9
DIN933 M12x50V4A	M12	50	50	3156 03 7

 **Hexagonal nut DIN 934**


Type	Thread	Pack. pcs	Item No.
DIN 934 M4 G	M4	100	3400 04 2
DIN 934 M5 G	M5	100	3400 05 0
DIN 934 M6 G	M6	100	3400 06 9
DIN 934 M8 G	M8	100	3400 08 5
DIN 934 M10 G	M10	100	3400 10 7
DIN 934 M12 G	M12	100	3400 12 3

 **Hexagonal nut DIN 934 V2A**


Type	Thread	Pack. pcs	Item No.
DIN 934 M6 VA	M6	100	3397 06 8
DIN 934 M8 VA	M8	100	3397 08 4
DIN 934 M10 VA	M10	100	3397 10 6
DIN 934 M12 VA	M12	100	3397 11 4

 **Hexagonal nut DIN 934 V4A**


Type	Thread	Pack. pcs	Item No.
DIN 934 M6 V4A	M6	100	3400 17 3
DIN 934 M8 V4A	M8	100	3400 17 5
DIN 934 M10 V4A	M10	100	3400 17 7
DIN 934 M12 V4A	M12	100	3397 14 5

 **Hexagonal nut with underhead tothing DIN 6923**


Type	Pack. pcs	Item No.
DIN 6923 M8 VA	100	3156 12 0
DIN 6923 M10 VA	50	3156 12 2
DIN 6923 M12 VA	50	3156 12 6

 **Serrated washer DIN 6798**

Type	Thread	Pack. pcs	Item No.
DIN 6798 A M5 G	M5	100	3404 05 6
DIN 6798 A M6 G	M6	100	3404 06 4
DIN 6798 A M8 G	M8	100	3404 08 0
DIN 6798 A M10 G	M10	100	3404 10 2
DIN 6798 A M12 G	M12	100	3404 12 9

 **Lock washer**

Type	Thread	Pack. pcs	Item No.
DIN 128 A M6 G	M6	100	3405 06 0
DIN 128 A M8 G	M8	100	3405 08 7
DIN 128 A M10 G	M10	100	3405 10 9
DIN 128 A M12 G	M12	100	3405 12 5

 **Lock washer V4A**

Type	Thread	Pack. pcs	Item No.
DIN 128 A M6 V4A	M6	100	3405 06 2
DIN 128 A M8 V4A	M8	100	3405 08 9
DIN 128 A M10V4A	M10	100	3405 11 1
DIN 128 A M12V4A	M12	100	3405 12 7



Hexagonal screws, nuts, washers

Washer					
Type	Thread	Dimension D		Pack.	Item No.
		mm		pcs	
966 M4 G	M4	9		100	3402 04 5
966 M6 G	M6	12		100	3402 06 1
966 M8 G	M8	16		100	3402 08 8
966 M10 G	M10	20		100	3402 09 6
966 M12 G	M12	24		100	3402 12 6

Washer					
Type	Thread	Dimension D		Pack.	Item No.
		mm		pcs	
967 M6 G	M6	28		100	3402 20 7
967 M8 G	M8	28		100	3402 21 5
967 M10 G	M10	28		100	3402 22 3


Washer V2A					
Type	Thread	Dimension D		Pack.	Item No.
		mm		pcs	
966 M6 VA	M6	12		100	3402 30 4
966 M8 VA	M8	16		100	3402 31 2
966 M10 VA	M10	20		100	3402 32 0
966 M12 VA	M12	24		100	3402 33 9

Washer V4A					
Type	Thread	Dimension D		Pack.	Item No.
		mm		pcs	
966 M6 V4A	M6	12		100	3402 30 6
966 M8 V4A	M8	16		100	3402 31 4
966 M10 V4A	M10	20		100	3402 32 2
966 M12 V4A	M12	24		100	3402 34 5

Large washer					
Type	Thread	Dimension D		Pack.	Item No.
		mm		pcs	
964 M4 G15 G	M4	15		100	3403 02 5
964 M5 G20 G	M5	20		100	3403 04 1
964 M6 G25 G	M6	25		100	3403 08 4
964 M6 G30 G	M6	30		100	3403 09 2
964 M6 G20 G	M6	20		100	3403 07 6
964 M8 G20 G	M8	20		100	3403 12 2
964 M8 G25 G	M8	25		100	3403 13 0
964 M10 G30 G	M10	30		100	3403 16 5

Large washer, V2A					
Type	Thread	Dimension D		Pack.	Item No.
		mm		pcs	
964 M8 G20 V2A	M8	20		100	3403 12 5
964 M8 G25 V2A	M8	25		100	3403 13 5
964 M8 G40 V2A	M8	40		100	3403 14 5
964 M10 G30 V2A	M10	30		100	3403 15 5
964 M10 G40 V2A	M10	40		100	3403 17 5

Large washer, V4A					
Type	Thread	Dimension D		Pack.	Item No.
		mm		pcs	
964 M8 G20 V4A	M8	20		100	3403 12 7
964 M8 G25 V4A	M8	25		100	3403 13 7
964 M10 G30 V4A	M10	30		100	3403 16 3
964 M10 G40 V4A	M10	40		100	3403 17 7





Transient and lightning protection systems





Transient and lightning protection systems



Planning tools

You can use this QR code to go straight to our electronic OBO Construct planning tools.



Surge protection device for energy technology, arrester, type 1 (industry)

Surge protection device for energy technology, arrester, type 1+2 (office and housing)

Surge protection energy technology, arrester, type 2

Surge protection energy technology, arrester, type 2+3

Surge protection energy technology, arrester, type 3

Photovoltaic systems

Surge protection device for data and information technology

Surge protection, protection and spark gaps

Measuring and test systems

Equipotential bonding systems

Earthing systems

Air termination and down conductor systems

Insulated lightning protection



see page 123



see page 127



see page 135



see page 147



see page 151



see page 155



see page 159



see page 167



see page 169



see page 171



see page 175




see page 183



see page 201






**Surge protection
Power engineering,
Arrestor type 1**




Surge protection, arrester, type 1 (industry)


Combination arrester/ MCD, 255 V for TN-S and TT networks

 **Combination arrester, 3-pole + NPE**

Type	Highest continuous voltage V	Protection rating	Pack. pcs	Item No.
MCD 50-B 3+1	255	IP20	1	5096 87 9


 **Combination arrester, 3-pole + NPE with function display**

Type	Highest continuous voltage V	Protection rating	Pack. pcs	Item No.
MCD 50-B 3+1-OS	255	IP20	1	5096 83 6


 **Combination arrester, 1-pole NPE**

Type	Highest continuous voltage V	Protection rating	Pack. pcs	Item No.
MCD 125-B NPE	255	IP20	1	5096 86 5


Combination arrester MCD, 255 V for TN networks

 **Combination arrester, 3-pole**


Type	Highest continuous voltage V	Protection rating	Pack. pcs	Item No.
MCD 50-B 3	255	IP20	1	5096 87 7

 **Combination arrester, 3-pole with function display**

Type	Highest continuous voltage V	Protection rating	Pack. pcs	Item No.
MCD 50-B 3-OS	255	IP20	1	5096 83 5


 **Combination arrester, 1-pole**

Type	Highest continuous voltage V	Protection rating	Pack. pcs	Item No.
MCD 50-B	255	IP20	1	5096 84 9


 **Combination arrester, 1-pole with function display**

Type	Highest continuous voltage V	Protection rating	Pack. pcs	Item No.
MCD 50-B-OS	255	IP20	1	5096 85 2

Combination arrester in VG housing for TN-S and TT network systems


 **VG housing with MCD 50-B/3+1**

Type	Highest continuous voltage V	Protection rating	Pack. pcs	Item No.
MCD 50-B 3+1-VG	255	IP54	1	5096 87 5


 **VG housing with MC 50-B/3+1**

Type	Highest continuous voltage V	Protection rating	Pack. pcs	Item No.
VG 4-B TNS+TT	255	IP54	1	5089 20 0

Combination arrester in VG housing for TN-C network systems


 **VG housing with MCD 50-B/3**

Type	Highest continuous voltage V	Protection rating	Pack. pcs	Item No.
MCD 50-B 3-VG	255	IP54	1	5096 87 4


 **VG housing with MC 50-B/3**

Type	Highest continuous voltage V	Protection rating	Pack. pcs	Item No.
VG 3-B TNC	255	IP54	1	5089 21 2

Lightning current arrester MC, 255 V for TN-S and TT networks

 **Lightning current arrester, 3-pole + NPE**

Type	Highest continuous voltage V	Protection rating	Pack. pcs	Item No.
MC 50-B 3+1	255	IP20	1	5096 87 8

 **Lightning current arrester, 1-pole NPE**


Type	Highest continuous voltage V	Protection rating	Pack. pcs	Item No.
MC 125-B NPE	255	IP20	1	5096 86 3



Surge protection, arrester, type 1 (industry)


Lightning current arrester MC, 255 V for TN-S and TT networks

Lightning current arrester, 3-pole




Type	Highest continuous voltage V	Protection rating	Pack. pcs	Item No.
MC 50-B 3	255	IP20	1	5096 87 6

Lightning current arrester, 1-pole



Type	Highest continuous voltage V	Protection rating	Pack. pcs	Item No.
MC 50-B VDE	255	IP20	1	5096 84 7


Lightning current arrester, 1-pole with function display



Type	Highest continuous voltage V	Protection rating	Pack. pcs	Item No.
MC 50-B-OS	255	IP20	1	5096 85 1


Lightning conductors for wind power and industrial in-feeds

LightningController 3-pole with remote signalling




Type	Highest continuous voltage V	Version	Pack. pcs	Item No.
MCF 35-P3+FS-440	440	3-pole	1	5096 97 6

LightningController 1-pole with remote signalling




Type	Highest continuous voltage V	Version	Pack. pcs	Item No.
MCF 35-1+FS-440	440	1-pole	1	5096 97 4

Mounting plate, 1-pole




Type	Version	Pack. pcs	Item No.
MCF-MS-P1	1-pole	1	5096 99 2

Mounting plate, 2-pole



Type	Version	Pack. pcs	Item No.
MCF-MS-M10	1-pole	1	5096 99 0


Mounting plate, 3-pole



Type	Version	Pack. pcs	Item No.
MCF-MS-P3	3-pole	1	5096 99 4


Accessories, upper parts and bases

Combination arrester upper part




Type	Highest continuous voltage V	Protection rating	Pack. pcs	Item No.
MCD 50-B 0	255	IP20	1	5096 82 2

Upper part, combination arrester with function display




Type	Highest continuous voltage V	Protection rating	Pack. pcs	Item No.
MCD 50-B 0-OS	255	IP20	1	5096 82 7

Upper part, lightning current arrester




Type	Highest continuous voltage V	Protection rating	Pack. pcs	Item No.
MC 50-B 0 VDE	255	IP20	1	5096 82 0

Upper part, lightning current arrester with function display




Type	Highest continuous voltage V	Protection rating	Pack. pcs	Item No.
MC 50-B 0-OS	255	IP20	1	5096 82 5

Lightning arrester/combination arrester base




Type	Protection rating	Pack. pcs	Item No.
MC 50-B U VDE	IP20	1	5096 83 9

Decoupling inductivity




Type	Highest continuous voltage V	Protection rating	Pack. pcs	Item No.
LC 63	500	IP20	1	5096 97 0

Connecting bridge



Type	Version	Pack. pcs	Item No.
MC V3	3-pole	10	5096 88 4
MC V4	4-pole	10	5096 88 6





TBS




Surge protection
Power engineering,
Arrestor type 1+2


10_OBO_Gesamtkatalog_2014 / en / 06/05/2014 (LLExport_01700) / 05.06.2014

Combination arrester type 1+2 (office and residential buildings)


Combination arrester V50, 280 V for TN and TT network systems

 **Lightning current and surge arrester, 1-pole + NPE**


Type	Highest continuous voltage V	Protection rating	Pack. pcs	Item No.
V50-B+C 1+NPE	280	IP20	1	5093 65 3

 **Lightning current and surge arrester, 1-pole + NPE with remote signalling**

Type	Highest continuous voltage V	Protection rating	Pack. pcs	Item No.
V50-B+C 1+NPE+FS	280	IP20	1	5093 66 1


 **Lightning current and surge arrester, 3-pole + NPE**

Type	Highest continuous voltage V	Protection rating	Pack. pcs	Item No.
V50-B+C 3+NPE	280	IP20	1	5093 65 4


 **Lightning current and surge arrester, 3-pole + NPE with remote signalling**

Type	Highest continuous voltage V	Protection rating	Pack. pcs	Item No.
V50-B+C 3+NPE+FS	280	IP20	1	5093 66 2


Combination arrester V50, 280 V for TN-C network systems

 **Lightning current and surge arrester, 3-pole**


Type	Highest continuous voltage V	Protection rating	Pack. pcs	Item No.
V50-B+C 3-280	280	IP20	1	5093 62 7

 **Lightning current and surge arrester, 3-pole with remote signalling**

Type	Highest continuous voltage V	Protection rating	Pack. pcs	Item No.
V50-B+C 3+FS280	280	IP20	1	5093 64 3


 **Lightning current and surge arrester, 4-pole**

Type	Highest continuous voltage V	Protection rating	Pack. pcs	Item No.
V50-B+C 4	280	IP20	1	5093 63 1


 **Lightning current and surge arrester, 4-pole with remote signalling**

Type	Highest continuous voltage V	Protection rating	Pack. pcs	Item No.
V50-B+C 4+FS	280	IP20	1	5093 64 7


Accessories, upper parts and bases V50

 **Combination arrester upper part 150 V**


Type	Highest continuous voltage V	Protection rating	Pack. pcs	Item No.
V 50-B+C 0-150	150	IP20	1	5094 40 0

 **Combination arrester upper part 280 V**

Type	Highest continuous voltage V	Protection rating	Pack. pcs	Item No.
V50-B+C 0-280	280	IP20	1	5093 72 4

 **CombiController V50 base**

Type	Highest continuous voltage V	Protection rating	Pack. pcs	Item No.
MB 50-3+NPE	280	IP20	1	5096 67 5

 **CombiController V50 base with remote signalling**


Type	Highest continuous voltage V	Protection rating	Pack. pcs	Item No.
MB 50-3+NPE+FS	280	IP20	1	5096 67 7



Combination arrester type 1+2 (office and residential buildings)


Combination arrester V25, 150 V

Combination arrester, 1-pole




Type	Highest continuous voltage V	Protection rating	Pack. pcs	Item No.
V25-B+C 1-150	150	IP20	1	5094 40 1

Combination arrester, 2-pole




Type	Highest continuous voltage V	Protection rating	Pack. pcs	Item No.
V25-B+C 2-150	150	IP20	1	5094 40 3

Combination arrester, 1-pole + NPE



Type	Highest continuous voltage V	Protection rating	Pack. pcs	Item No.
V25-B+C 1NPE150	150	IP20	1	5094 44 8


Combination arrester, 3-pole + NPE



Type	Highest continuous voltage V	Protection rating	Pack. pcs	Item No.
V25-B+C 3NPE150	150	IP20	1	5094 45 4


Combination arrester V25, 280 V for TN and TT network systems

Combination arrester, 1-pole + NPE




Type	Highest continuous voltage V	Protection rating	Pack. pcs	Item No.
V25-B+C 1+NPE	280	IP20	1	5094 45 7

Combination arrester, 2-pole + NPE




Type	Highest continuous voltage V	Protection rating	Pack. pcs	Item No.
V25-B+C 2+NPE	280	IP20	1	5094 46 0

Combination arrester, 3-pole + NPE



Type	Highest continuous voltage V	Protection rating	Pack. pcs	Item No.
V25-B+C 3+NPE	280	IP20	1	5094 46 3


Combination arrester, 1-pole NPE



Type	Highest continuous voltage V	Protection rating	Pack. pcs	Item No.
C 25-B+C 1	255	IP20	1	5095 60 6


Combination arrester V25, 280 V for TN and TT network systems, with remote signalling

Combination arrester, 1-pole + NPE with remote signalling




Type	Highest continuous voltage V	Protection rating	Pack. pcs	Item No.
V25-B+C 1+NPE+FS	280	IP20	1	5094 44 4

Combination arrester, 3-pole + NPE with remote signalling



Type	Highest continuous voltage V	Protection rating	Pack. pcs	Item No.
V25-B+C 3+NPE-FS	280	IP20	1	5094 51 0


Combination arrester, 3-pole + NPE, with acoustic signalling



Type	Highest continuous voltage V	Protection rating	Pack. pcs	Item No.
V25-B+C 3+NPE+AS	280	IP20	1	5097 43 2


Combination arrester V25, 280 V

Combination arrester, 1-pole




Type	Highest continuous voltage V	Protection rating	Pack. pcs	Item No.
V25-B+C 1-280	280	IP20	1	5094 41 8

Combination arrester, 2-pole




Type	Highest continuous voltage V	Protection rating	Pack. pcs	Item No.
V25-B+C 2-280	280	IP20	1	5094 42 1

Combination arrester, 3-pole



Type	Highest continuous voltage V	Protection rating	Pack. pcs	Item No.
V25-B+C 3-280	280	IP20	1	5094 42 3

Combination arrester, 4-pole




Type	Highest continuous voltage V	Protection rating	Pack. pcs	Item No.
V25-B+C 4-280	280	IP20	1	5094 42 6

Combination arrester type 1+2 (office and residential buildings)


Combination arrester V25, 280 V with remote signalling

Combination arrester, 3-pole with remote signalling




Type	Highest continuous voltage V	Protection rating	Pack. pcs	Item No.
V25-B+C 3-FS280	280	IP20	1	5094 49 0

Combination arrester, 4-pole with remote signalling




Type	Highest continuous voltage V	Protection rating	Pack. pcs	Item No.
V25-B+C 4-FS280	280	IP20	1	5094 49 3

Combination arrester, 3-pole, with acoustic signalling



Type	Highest continuous voltage V	Protection rating	Pack. pcs	Item No.
V25-B+C 3+AS	280	IP20	1	5097 18 5


Combination arrester, 4-pole, with acoustic signalling



Type	Highest continuous voltage V	Protection rating	Pack. pcs	Item No.
V25-B+C 4+AS280	280	IP20	1	5097 19 3


Combination arrester V25, 280 V

Combination arrester, 4-pole, with voltage monitoring



Type	Highest continuous voltage V	Protection rating	Pack. pcs	Item No.
V25-B+C 4+FS-SÜ	280	IP20	1	5097 35 5


Combination arrester, 4-pole in housing with remote signalling



Type	Highest continuous voltage V	Protection rating	Pack. pcs	Item No.
V25-B+C 4-FS-G	280	IP65	1	5094 55 2


Combination arrester V25, 385 V for TN and TT network systems

Combination arrester, 3-pole + NPE with remote signalling



Type	Highest continuous voltage V	Protection rating	Pack. pcs	Item No.
V25-B+C 3NPEFS38	385	IP20	1	5094 52 6


Combination arrester, 3-pole + NPE



Type	Highest continuous voltage V	Protection rating	Pack. pcs	Item No.
V25-B+C 3NPE385	385	IP20	1	5094 47 8


Combination arrester V25, 385 V

Combination arrester, 3-pole



Type	Highest continuous voltage V	Protection rating	Pack. pcs	Item No.
V25-B+C 3-385	385	IP20	1	5094 43 7


Combination arrester, 4-pole



Type	Highest continuous voltage V	Protection rating	Pack. pcs	Item No.
V25-B+C 4-385	385	IP20	1	5094 44 0


Accessories, upper parts and bases V25

Combination arrester upper part 150 V




Type	Highest continuous voltage V	Protection rating	Pack. pcs	Item No.
V25-B+C 0-150	150	IP20	1	5097 08 8

Combination arrester upper part 280 V



Type	Highest continuous voltage V	Protection rating	Pack. pcs	Item No.
V25-B+C 0-280	280	IP20	1	5097 05 3

Combination arrester upper part 320 V



Type	Highest continuous voltage V	Protection rating	Pack. pcs	Item No.
V25-B+C 0-320	320	IP20	1	5097 29 0



Combination arrester type 1+2 (office and residential buildings)

Accessories, upper parts and bases V25

Combination arrester upper part 385 V					
Type	Highest continuous voltage V	Protection rating	Pack.	Item No.	
V25-B+C 0-385	385	IP20	pcs	1	5097 06 1

Accessories, upper parts and bases V25

MultiBase bottom part				
Type	Protection rating	Pack.	Item No.	
MB 1	IP20	pcs	1	5096 64 8
MB 2	IP20	pcs	1	5096 65 3
MB 3	IP20	pcs	1	5096 66 5
MB 4	IP20	pcs	1	5096 68 0

Multibase base with remote signalling				
Type	Protection rating	Pack.	Item No.	
MB 1+FS	IP20	pcs	1	5096 64 9
MB 2+FS	IP20	pcs	1	5096 65 4
MB 3+FS	IP20	pcs	1	5096 66 7
MB 4+FS	IP20	pcs	1	5096 68 2

MultiBase base + NPE				
Type	Protection rating	Pack.	Item No.	
MB 1+NPE	IP20	pcs	1	5096 65 0
MB 2+NPE	IP20	pcs	1	5096 65 5
MB 3+NPE	IP20	pcs	1	5096 66 9

Base, Multibase + NPE with remote signalling				
Type	Protection rating	Pack.	Item No.	
MB 1+NPE+FS	IP20	pcs	1	5096 65 1
MB 2+NPE+FS	IP20	pcs	1	5096 65 7
MB 3+NPE+FS	IP20	pcs	1	5096 67 1

MultiBase base with fuse monitoring				
Type	Protection rating	Pack.	Item No.	
V20-C U-3 FS-SÜ	IP20	pcs	1	5096 35 9
V20-C U-4 FS-SÜ	IP20	pcs	1	5096 36 7

Multibase base with audible signalling				
Type	Protection rating	Pack.	Item No.	
V20-C U-2 AS	IP20	pcs	1	5096 41 3
V20-C U-3 AS	IP20	pcs	1	5096 42 1
V20-C U-4 AS	IP20	pcs	1	5096 44 8
V20-C U-3+NPE-AS	IP20	pcs	1	5096 37 2

MultiBase base + NPE with fuse monitoring				
Type	Protection rating	Pack.	Item No.	
V20-C U-3+NPE	IP20	pcs	1	5096 37 0

Accessories, upper parts and bases V25

Shock Guard for Multibase base				
Type	Colour	Pack.	Item No.	
MB-SG	Blue	pcs	100	5096 69 5

Connecting bridge, Multibase base				
Type	Version	Pack.	Item No.	
VB-MULTIBASE250	4-pole	pcs	1	5089 65 5

Empty housing for arrestors				
Type	Pack.	Item No.		
VG LM	pcs	1	5088 87 9	

Upper part total spark gap between N and PE 255 V					
Type	Highest continuous voltage V	Protection rating	Pack.	Item No.	
C 25-B+C 0	255	IP20	pcs	1	5095 60 3


Remote signalling replacement connector for Multibase				
Type	Protection rating	Pack.	Item No.	
MB-FS	IP20	pcs	25	5096 69 3

Connection terminal for through-wiring					
Type	Colour	Version	Pack.	Weight	Item No.
AS 3x16	Light grey	3 x 16 mm ²	pcs	kg/100 pcs.	
			5	2.470	5012 01 0

Combination arrester type 1+2 (office and residential buildings)


Combination arrester, protection set for TN and TT network systems

Protection set MCD + V20 3-pole + NPE




Type	Highest continuous voltage V	Protection rating	Pack. pcs	Item No.
PS4-B+C TT+TNS	255	IP20	1	5089 76 1

Protection set MCD + V20 3-pole + NPE with remote signalling



Type	Highest continuous voltage V	Protection rating	Pack. pcs	Item No.
PS4-B+C TNS+FS	255	IP20	1	5089 76 3


Protection set MCD + V20 1-pole + NPE



Type	Highest continuous voltage V	Protection rating	Pack. pcs	Item No.
PS 2-B+C/TT+TNS	255	IP20	1	5089 74 8


Combination arrester, protection set for TN-C network systems

Protection set MCD + V20 3-pole




Type	Highest continuous voltage V	Protection rating	Pack. pcs	Item No.
PS3-B+C TNC	255	IP20	1	5089 75 4
PS3-B+C-320	320	IP20	1	5089 75 5

Protection set MCD + V20 3-pole with remote signalling



Type	Highest continuous voltage V	Protection rating	Pack. pcs	Item No.
PS3-B+C TNC+FS	255	IP20	1	5089 75 6


Protection set MCD + V20 3-pole with remote signalling



Type	Highest continuous voltage V	Protection rating	Pack. pcs	Item No.
PS3-B+C-320+FS	320	IP20	1	5089 75 7


Combination arrester, protection set VA for TN and TT network systems

Protection set MCD + V20, leakage current-free, 3-pole + NPE



Type	Highest continuous voltage V	Protection rating	Pack. pcs	Item No.
PS4-VA TT+TNS	255	IP20	1	5089 77 0


Protection set MCD + V20, leakage current-free, 3-pole + NPE with remote signalling



Type	Highest continuous voltage V	Protection rating	Pack. pcs	Item No.
PS4-VA TT+FS	255	IP20	1	5089 77 7


Combination arrester, protection set VA for TN-C network systems

Protection set MCD + V20, leakage current-free, 3-pole



Type	Highest continuous voltage V	Protection rating	Pack. pcs	Item No.
PS3-VA TNC	255	IP20	1	5089 76 8

Protection set MCD + V20, leakage current-free, 3-pole with remote signalling



Type	Highest continuous voltage V	Protection rating	Pack. pcs	Item No.
PS3-VA TNC+FS	255	IP20	1	5089 77 5



Combination arrester type 1+2 (office and residential buildings)

Combination arrester V50 in 280 V, type 1+2

Combination arrester V50, 3-pole 280 V

Available from 01/08/2014

Type	Pole version	Protection rating	Pack.	Item No.
V50-3-280	3	IP20	1 pcs	5093 51 1

Combination arrester V50, 4-pole 280 V

Available from 01/08/2014

Type	Pole version	Protection rating	Pack.	Item No.
V50-4-280	4	IP20	1 pcs	5093 51 3

Combination arrester V50 in 280 V with FS, type 1+2

Combination arrester V50, 3-pole with FS 280 V

Available from 01/08/2014

Type	Pole version	Protection rating	Pack.	Item No.
V50-3+FS-280	3	IP20	1 pcs	5093 51 6

Combination arrester V50, 4-pole with FS 280 V

Available from 01/08/2014

Type	Pole version	Protection rating	Pack.	Item No.
V50-4+FS-280	4	IP20	1 pcs	5093 51 8

Combination arrester V50 in 280 V with NPE, type 1+2

Combination arrester V50, 1-pole + NPE 280 V

Available from 01/10/2014

Type	Pole version	Protection rating	Pack.	Item No.
V50-1+NPE-280	1+N/PE	IP20	1 pcs	5093 52 2

Combination arrester V50, 2-pole + NPE 280 V

Available from 01/10/2014

Type	Pole version	Protection rating	Pack.	Item No.
V50-2+NPE-280	2+N/PE	IP20	1 pcs	5093 52 4

Combination arrester V50, 3-pole + NPE 280 V

Available from 01/10/2014

Type	Pole version	Protection rating	Pack.	Item No.
V50-3+NPE-280	3+N/PE	IP20	1 pcs	5093 52 6

Combination arrester V50 in 280 V with NPE+FS, type 1+2

Combination arrester V50, 1-pole + NPE with FS 280 V

Available from 01/10/2014

Type	Pole version	Protection rating	Pack.	Item No.
V50-1+NPE+FS-280	1+N/PE	IP20	1 pcs	5093 53 1

Combination arrester V50, 3-pole + NPE with FS 280 V

Available from 01/10/2014

Type	Pole version	Protection rating	Pack.	Item No.
V50-3+NPE+FS-280	3+N/PE	IP20	1 pcs	5093 53 3

Combination arrester V50 cover, type 1+2

Upper part V50 150 V

Available from 01/08/2014


Type	Pole version	Protection rating	Pack.	Item No.
V50-0-150	1	IP20	1 pcs	5093 50 5

Upper part V50 280 V

Available from 01/08/2014

Type	Pole version	Protection rating	Pack.	Item No.
V50-0-280	1	IP20	1 pcs	5093 50 8





**Surge protection
Power engineering,
Arrestor type 2**



Surge protection, arrester, type 2

Surge arrester V20, 150 V for TN and TT networks

Surge arrester, 1-pole + NPE

Type	Highest continuous voltage V	Protection rating	Pack. pcs	Item No.
V20-C 1+NPE-150	150	IP20	1	5094 63 9

Surge arrester, 2-pole + NPE

Type	Highest continuous voltage V	Protection rating	Pack. pcs	Item No.
V20-C 2+NPE-150	150	IP20	1	5094 64 1

Surge arrester, 3-pole + NPE

Type	Highest continuous voltage V	Protection rating	Pack. pcs	Item No.
V20-C 3+NPE-150	150	IP20	1	5094 64 4

Surge arrester, 3-pole + NPE with remote signalling

Type	Highest continuous voltage V	Protection rating	Pack. pcs	Item No.
V 20-C 3+NPE+FS	150	IP20	1	5094 76 4

Surge arrester V20, 150 V for TN networks

Surge arrester, 1-pole

Type	Highest continuous voltage V	Protection rating	Pack. pcs	Item No.
V20-C 1-150	150	IP20	1	5094 67 7

Surge arrester, 2-pole

Type	Highest continuous voltage V	Protection rating	Pack. pcs	Item No.
V20-C 2-150	150	IP20	1	5094 67 9

Surge arrester, 3-pole

Type	Highest continuous voltage V	Protection rating	Pack. pcs	Item No.
V20-C 3-150	150	IP20	1	5094 68 0

Surge arrester V20, 280 V for TN and TT networks

Surge arrester, 1-pole + NPE

Type	Highest continuous voltage V	Protection rating	Pack. pcs	Item No.
V20-C 1+NPE-280	280	IP20	1	5094 65 0

Surge arrester, 2-pole + NPE

Type	Highest continuous voltage V	Protection rating	Pack. pcs	Item No.
V20-C 2+NPE-280	280	IP20	1	5094 65 3

Surge arrester, 3-pole + NPE

Type	Highest continuous voltage V	Protection rating	Pack. pcs	Item No.
V20-C 3+NPE-280	280	IP20	1	5094 65 6

Surge arrester, 1-pole + NPE with remote signalling

Type	Highest continuous voltage V	Protection rating	Pack. pcs	Item No.
V20-C 1+NPE+FS	280	IP20	1	5094 76 0

Surge arrester, 2-pole + NPE with remote signalling

Type	Highest continuous voltage V	Protection rating	Pack. pcs	Item No.
V20-C 2+NPE+FS	280	IP20	1	5094 76 2

Surge arrester, 3-pole + NPE with remote signalling

Type	Highest continuous voltage V	Protection rating	Pack. pcs	Item No.
V20-C 3+NPE+FS	280	IP20	1	5094 76 5

Surge arrester, 3-pole + NPE with acoustic signalling

Type	Highest continuous voltage V	Protection rating	Pack. pcs	Item No.
V20-C 3+NPE+AS	280	IP20	1	5096 39 7

Surge arrester, 1-pole NPE

Type	Highest continuous voltage V	Protection rating	Pack. pcs	Item No.
C 25-B+C 1	255	IP20	1	5095 60 6

Surge arrester V20, 280 V for TN networks

Surge arrester, 1-pole

Type	Highest continuous voltage V	Protection rating	Pack. pcs	Item No.
V20-C 1-280	280	IP20	1	5094 61 8

Surge arrester, 2-pole

Type	Highest continuous voltage V	Protection rating	Pack. pcs	Item No.
V20-C 2-280	280	IP20	1	5094 62 1

Surge arrester, 3-pole

Type	Highest continuous voltage V	Protection rating	Pack. pcs	Item No.
V20-C 3-280	280	IP20	1	5094 62 4



Surge protection, arrester, type 2

Surge arrester V20, 280 V for TN networks

Surge arrester, 4-pole

Type	Highest continuous voltage V	Protection rating	Pack.	Item No.
V20-C 4-280	280	IP20	1 pcs	5094 62 7

Surge arrester, 1-pole with remote signalling

Type	Highest continuous voltage V	Protection rating	Pack.	Item No.
V20-C 1+FS-280	280	IP20	1 pcs	5094 72 7

Surge arrester, 2-pole with remote signalling

Type	Highest continuous voltage V	Protection rating	Pack.	Item No.
V20-C 2+FS-280	280	IP20	1 pcs	5094 63 2

Surge arrester, 3-pole with remote signalling

Type	Highest continuous voltage V	Protection rating	Pack.	Item No.
V20-C 3+FS-280	280	IP20	1 pcs	5094 73 1

Surge arrester, 4-pole with remote signalling

Type	Highest continuous voltage V	Protection rating	Pack.	Item No.
V20-C 4+FS-280	280	IP20	1 pcs	5094 73 4

Surge arrester, 2-pole, with acoustic signalling

Type	Highest continuous voltage V	Protection rating	Pack.	Item No.
V20-C 2+AS-280	280	IP20	1 pcs	5096 37 5

Surge arrester, 3-pole with acoustic signalling

Type	Highest continuous voltage V	Protection rating	Pack.	Item No.
V20-C 3+AS-280	280	IP20	1 pcs	5096 38 3

Surge arrester, 4-pole with acoustic signalling

Type	Highest continuous voltage V	Protection rating	Pack.	Item No.
V20-C 4+AS-280	280	IP20	1 pcs	5096 39 1

Surge arrester, 3-pole with fuse monitoring

Type	Highest continuous voltage V	Protection rating	Pack.	Item No.
V20-C 3+FS-SÜ	280	IP20	1 pcs	5096 25 1

Surge arrester, 4-pole with fuse monitoring

Type	Highest continuous voltage V	Protection rating	Pack.	Item No.
V20-C 4+FS-SÜ	280	IP20	1 pcs	5096 27 8

Surge arrester V20, 385 V for TN and TT networks

Surge arrester, 1-pole + NPE

Type	Highest continuous voltage V	Protection rating	Pack.	Item No.
V20-C 1+NPE-385	385	IP20	1 pcs	5094 66 6

Surge arrester, 3-pole + NPE

Type	Highest continuous voltage V	Protection rating	Pack.	Item No.
V20-C 3+NPE-385	385	IP20	1 pcs	5094 66 8

Surge arrester, 3-pole + NPE with remote signalling

Type	Highest continuous voltage V	Protection rating	Pack.	Item No.
V20-C 3+NPEFS38	385	IP20	1 pcs	5094 78 8

Surge arrester V20, 385 V for TN networks

Surge arrester, 1-pole

Type	Highest continuous voltage V	Protection rating	Pack.	Item No.
V20-C 1-385	385	IP20	1 pcs	5094 70 3

Surge arrester, 2-pole

Type	Highest continuous voltage V	Protection rating	Pack.	Item No.
V20-C 2-385	385	IP20	1 pcs	5094 70 4

Surge arrester, 3-pole

Type	Highest continuous voltage V	Protection rating	Pack.	Item No.
V20-C 3-385	385	IP20	1 pcs	5094 70 5

Surge arrester, 4-pole

Type	Highest continuous voltage V	Protection rating	Pack.	Item No.
V20-C 4-385	385	IP20	1 pcs	5094 70 8

Surge arrester, 3-pole with remote signalling

Type	Highest continuous voltage V	Protection rating	Pack.	Item No.
V20-C 3+FS-385	385	IP20	1 pcs	5094 78 0

Surge arrester V20, 550 V for TN networks

Surge arrester, 1-pole					
Type	Highest continuous voltage V	Protection rating	Pack.	Item No.	
V20-C 1-550	550	IP20	pcs	1	5094 71 3

Surge arrester, 2-pole					
Type	Highest continuous voltage V	Protection rating	Pack.	Item No.	
V20-C 2-550	550	IP20	pcs	1	5094 71 4

Surge arrester, 3-pole					
Type	Highest continuous voltage V	Protection rating	Pack.	Item No.	
V20-C 3-550	550	IP20	pcs	1	5094 71 5

Surge arrester, 4-pole					
Type	Highest continuous voltage V	Protection rating	Pack.	Item No.	
V20-C 4-550	550	IP20	pcs	1	5094 71 8

Surge arrester, 3-pole with remote signalling					
Type	Highest continuous voltage V	Protection rating	Pack.	Item No.	
V20-C 3+FS-550	550	IP20	pcs	1	5094 79 2

Surge arrester, 4-pole with remote signalling					
Type	Highest continuous voltage V	Protection rating	Pack.	Item No.	
V20-C 4+FS-550	550	IP20	pcs	1	5094 79 5

Surge arrester V20, 150 V for 400 V/690 V networks

Surge arrester, 3-pole with NPE					
Type	Highest continuous voltage V	Protection rating	Pack.	Item No.	
V20-C 3+NPE400	440	IP20	pcs	1	5094 90 0

Surge arrester, 3-pole with NPE and remote signalling					
Type	Highest continuous voltage V	Protection rating	Pack.	Item No.	
V20-C3+NPE400+FS	440	IP20	pcs	1	5094 90 2

MultiBase base MB25					
Type	Protection rating	Pack.	Item No.		
MB25-3+NPE	IP20	pcs	1	5096 67 2	


MultiBase base MB25 with remote signalling					
Type	Protection rating	Pack.	Item No.		
MB25-3+NPE+FS	IP20	pcs	1	5096 67 3	

Surge arrester V20, leakage current-free version

Surge arrester, 1-pole, leakage current-free					
Type	Highest continuous voltage V	Protection rating	Pack.	Item No.	
V20-VA 1-385	385	IP20	pcs	1	5099 47 5

Surge protection for LED systems

Surge protection for LED systems					
Type	Highest continuous voltage V	Protection rating	Pack.	Item No.	
ÜSM-LED 230	255	IP20	pcs	1	5092 48 0



Surge protection, arrester, type 2

Accessories, upper parts and bases V20

Upper part, surge arrester 335 V

Type	Highest continuous voltage V	Protection rating	Pack.	Item No.
V20-C 0-335	335	IP20	1 pcs	5099 85 0

Upper part, surge arrester 385 V

Type	Highest continuous voltage V	Protection rating	Pack.	Item No.
V20-C 0-385	385	IP20	1 pcs	5099 59 5

Upper part, surge arrester 440 V

Type	Highest continuous voltage V	Protection rating	Pack.	Item No.
V20-C 0-440	440	IP20	1 pcs	5099 70 6

Upper part, surge arrester 550 V

Type	Highest continuous voltage V	Protection rating	Pack.	Item No.
V20-C 0-550	550	IP20	1 pcs	5099 61 7

Surge arrester, 1-pole NPE

Type	Highest continuous voltage V	Protection rating	Pack.	Item No.
C 25-B+C 1	255	IP20	1 pcs	5095 60 6

Upper part total spark gap between N and PE 255 V

Type	Highest continuous voltage V	Protection rating	Pack.	Item No.
C 25-B+C 0	255	IP20	1 pcs	5095 60 3

Upper part, surge protection, leak current-free

Type	Highest continuous voltage V	Protection rating	Pack.	Item No.
V20-VA 0	385	IP20	1 pcs	5099 61 3

MultiBase bottom part

Type	Protection rating	Pack.	Item No.
MB 1	IP20	1 pcs	5096 64 8
MB 2	IP20	1 pcs	5096 65 3
MB 3	IP20	1 pcs	5096 66 5
MB 4	IP20	1 pcs	5096 68 0

Multibase base with remote signalling

Type	Protection rating	Pack.	Item No.
MB 1+FS	IP20	1 pcs	5096 64 9
MB 2+FS	IP20	1 pcs	5096 65 4
MB 3+FS	IP20	1 pcs	5096 66 7
MB 4+FS	IP20	1 pcs	5096 68 2

MultiBase base + NPE

Type	Protection rating	Pack.	Item No.
MB 1+NPE	IP20	1 pcs	5096 65 0
MB 2+NPE	IP20	1 pcs	5096 65 5
MB 3+NPE	IP20	1 pcs	5096 66 9

Base, Multibase + NPE with remote signalling

Type	Protection rating	Pack.	Item No.
MB 1+NPE+FS	IP20	1 pcs	5096 65 1
MB 2+NPE+FS	IP20	1 pcs	5096 65 7
MB 3+NPE+FS	IP20	1 pcs	5096 67 1

MultiBase base with fuse monitoring

Type	Protection rating	Pack.	Item No.
V20-C U-3 FS-SÜ	IP20	1 pcs	5096 35 9
V20-C U-4 FS-SÜ	IP20	1 pcs	5096 36 7

Multibase base with audible signalling

Type	Protection rating	Pack.	Item No.
V20-C U-2 AS	IP20	1 pcs	5096 41 3
V20-C U-3 AS	IP20	1 pcs	5096 42 1
V20-C U-4 AS	IP20	1 pcs	5096 44 8
V20-C U-3+NPE-AS	IP20	1 pcs	5096 37 2

MultiBase base + NPE with fuse monitoring

Type	Protection rating	Pack.	Item No.
V20-C U-3+NPE	IP20	1 pcs	5096 37 0

Remote signalling replacement connector for Multibase

Type	Protection rating	Pack.	Item No.
MB-FS	IP20	25 pcs	5096 69 3

Shock Guard locking

Type	Colour	Pack.	Item No.
MB-SG	Blue	100 pcs	5096 69 5

Connection terminal for through-wiring

Type	Colour	Version	Pack.	Weight	Item No.
AS 3x16	Light grey	3 x 16 mm ²	5 pcs	2.470 kg/100 pcs.	5012 01 0

Accessories, upper parts and bases V20

Upper part, surge arrester 75 V					
Type	Highest continuous voltage V	Protection rating		Pack. pcs	Item No.
V20-C 0-75	75	IP20		1	5099 57 9

Upper part, surge arrester 150 V					
Type	Highest continuous voltage V	Protection rating		Pack. pcs	Item No.
V20-C 0-150	150	IP20		1	5096 70 7

Upper part, surge arrester 280 V					
Type	Highest continuous voltage V	Protection rating		Pack. pcs	Item No.
V20-C 0-280	280	IP20		1	5099 60 9

Upper part, surge arrester 320 V					
Type	Highest continuous voltage V	Protection rating		Pack. pcs	Item No.
V20-C 0-320	320	IP20		1	5099 84 8



TBS



Surge protection, arrester, type 2

Surge arrester V20 in 75 V, type 2

Surge arrester V20, 1-pin, 75 V
Available from 01/08/2014

Type	Pole version	Protection rating	Pack.	Item No.
V20-1-75	1	IP20	pcs	5095 14 1

Surge arrester V20, 2-pin, 75 V
Available from 01/08/2014

Type	Pole version	Protection rating	Pack.	Item No.
V20-2-75	2	IP20	1	5095 14 2

Surge arrester V20, 1-pin + NPE, 75 V
Available from 01/08/2014

Type	Pole version	Protection rating	Pack.	Item No.
V20-1+NPE-75	1+N/PE	IP20	1	5095 22 1

Surge arrester V20 in 150 V, type 2

Surge arrester V20, 1-pin, 150 V
Available from 01/08/2014

Type	Pole version	Protection rating	Pack.	Item No.
V20-1-150	1	IP20	1	5095 15 1

Surge arrester V20, 2-pin, 150 V
Available from 01/08/2014

Type	Pole version	Protection rating	Pack.	Item No.
V20-2-150	2	IP20	1	5095 15 2

Surge arrester V20, 3-pin, 150 V
Available from 01/08/2014

Type	Pole version	Protection rating	Pack.	Item No.
V20-3-150	3	IP20	1	5095 15 3

Surge arrester V20 in 150 V with NPE, type 2

Surge arrester V20, 1-pin + NPE, 150 V
Available from 01/08/2014

Type	Pole version	Protection rating	Pack.	Item No.
V20-1+NPE-150	1+N/PE	IP20	1	5095 23 1

Surge arrester V20, 2-pin + NPE, 150 V
Available from 01/08/2014

Type	Pole version	Protection rating	Pack.	Item No.
V20-2+NPE-150	2+N/PE	IP20	1	5095 23 2

Surge arrester V20, 3-pin + NPE, 150 V
Available from 01/08/2014

Type	Pole version	Protection rating	Pack.	Item No.
V20-3+NPE-150	3+N/PE	IP20	1	5095 23 3

Surge arrester V20 in 150 V with NPE+FS, type 2

Surge arrester V20, 2-pin + NPE and FS, 150 V
Available from 01/08/2014

Type	Pole version	Protection rating	Pack.	Item No.
V20-2+NPE+FS-150	2+N/PE	IP20	1	5095 32 2

Surge arrester V20, 3-pin + NPE and FS, 150 V
Available from 01/08/2014

Type	Pole version	Protection rating	Pack.	Item No.
V20-3+NPE+FS-150	3+N/PE	IP20	1	5095 32 1

Surge arrester V20 in 280 V, type 2

Surge arrester V20, 1-pin, 280 V
Available from 01/08/2014

Type	Pole version	Protection rating	Pack.	Item No.
V20-1-280	1	IP20	1	5095 16 1

Surge arrester V20, 2-pin, 280 V
Available from 01/08/2014

Type	Pole version	Protection rating	Pack.	Item No.
V20-2-280	2	IP20	1	5095 16 2

Surge arrester V20, 3-pin, 280 V
Available from 01/08/2014

Type	Pole version	Protection rating	Pack.	Item No.
V20-3-280	3	IP20	1	5095 16 3

Surge arrester V20, 4-pin, 280 V
Available from 01/08/2014

Type	Pole version	Protection rating	Pack.	Item No.
V20-4-280	4	IP20	1	5095 16 4

TBS

Surge protection, arrester, type 2

Surge arrester V20 in 280 V with FS, type 2

Surge arrester V20, 1-pin with FS, 280 V
Available from 01/08/2014

Type	Pole version	Protection rating	Pack.	Item No.
V20-1+FS-280	1	IP20	pcs 1	5095 28 1

Surge arrester V20, 2-pin with FS, 280 V
Available from 01/08/2014

Type	Pole version	Protection rating	Pack.	Item No.
V20-2+FS-280	2	IP20	pcs 1	5095 28 2

Surge arrester V20, 3-pin with FS, 280 V
Available from 01/08/2014

Type	Pole version	Protection rating	Pack.	Item No.
V20-3+FS-280	3	IP20	pcs 1	5095 28 3

Surge arrester V20, 4-pin with FS, 280 V
Available from 01/08/2014

Type	Pole version	Protection rating	Pack.	Item No.
V20-4+FS-280	4	IP20	pcs 1	5095 28 4

Surge arrester V20 in 280 V with NPE, type 2

Surge arrester V20, 1-pin + NPE, 280 V
Available from 01/08/2014

Type	Pole version	Protection rating	Pack.	Item No.
V20-1+NPE-280	1+N/PE	IP20	pcs 1	5095 25 1

Surge arrester V20, 2-pin + NPE, 280 V
Available from 01/08/2014

Type	Pole version	Protection rating	Pack.	Item No.
V20-2+NPE-280	2+N/PE	IP20	pcs 1	5095 25 2

Surge arrester V20, 3-pin + NPE, 280 V
Available from 01/08/2014

Type	Pole version	Protection rating	Pack.	Item No.
V20-3+NPE-280	3+N/PE	IP20	pcs 1	5095 25 3

Surge arrester V20 in 280 V with NPE+FS, type 2

Surge arrester V20, 1-pin + NPE and FS, 280 V
Available from 01/08/2014

Type	Pole version	Protection rating	Pack.	Item No.
V20-1+NPE+FS-280	1+N/PE	IP20	pcs 1	5095 33 1

Surge arrester V20, 2-pin + NPE and FS, 280 V
Available from 01/08/2014

Type	Pole version	Protection rating	Pack.	Item No.
V20-2+NPE+FS-280	2+N/PE	IP20	pcs 1	5095 33 2

Surge arrester V20, 3-pin + NPE and FS, 280 V
Available from 01/08/2014

Type	Pole version	Protection rating	Pack.	Item No.
V20-3+NPE+FS-280	3+N/PE	IP20	pcs 1	5095 33 3

Surge arrester V20 in 320 V, type 2

Surge arrester V20, 1-pin, 320 V
Available from 01/08/2014

Type	Pole version	Protection rating	Pack.	Item No.
V20-1-320	1	IP20	pcs 1	5095 17 1

Surge arrester V20, 3-pin, 320 V
Available from 01/08/2014

Type	Pole version	Protection rating	Pack.	Item No.
V20-3-320	3	IP20	pcs 1	5095 17 3

Surge arrester V20 in 320 V with FS, type 2

Surge arrester V20, 1-pin with FS, 320 V
Available from 01/08/2014

Type	Pole version	Protection rating	Pack.	Item No.
V20-1+FS-320	1	IP20	pcs 1	5095 29 1

Surge arrester V20, 3-pin with FS, 320 V
Available from 01/08/2014

Type	Pole version	Protection rating	Pack.	Item No.
V20-3+FS-320	3	IP20	pcs 1	5095 29 3



TBS



Surge protection, arrester, type 2

Surge arrester V20 in 320 V with NPE, type 2

Surge arrester V20, 1-pin + NPE, 320 V
Available from 01/08/2014

Type	Pole version	Protection rating	Pack.	Item No.
V20-1+NPE-320	1+N/PE	IP20	pcs	5095 26 1

Surge arrester V20, 3-pin + NPE, 320 V
Available from 01/08/2014

Type	Pole version	Protection rating	Pack.	Item No.
V20-3+NPE-320	3+N/PE	IP20	pcs	5095 26 3

Surge arrester V20 in 320 V with NPE+FS, type 2

Surge arrester V20, 1-pin + NPE and FS, 320 V
Available from 01/08/2014

Type	Pole version	Protection rating	Pack.	Item No.
V20-1+NPE+FS-320	1+N/PE	IP20	pcs	5095 34 1

Surge arrester V20, 3-pin + NPE and FS, 320 V
Available from 01/08/2014

Type	Pole version	Protection rating	Pack.	Item No.
V20-3+NPE+FS-320	3+N/PE	IP20	pcs	5095 34 3

Surge arrester V20 in 385 V, type 2

Surge arrester V20, 1-pin, 385 V
Available from 01/08/2014

Type	Pole version	Protection rating	Pack.	Item No.
V20-1-385	1	IP20	pcs	5095 19 1

Surge arrester V20, 2-pin, 385 V
Available from 01/08/2014

Type	Pole version	Protection rating	Pack.	Item No.
V20-2-385	2	IP20	pcs	5095 19 2

Surge arrester V20, 3-pin, 385 V
Available from 01/08/2014

Type	Pole version	Protection rating	Pack.	Item No.
V20-3-385	3	IP20	pcs	5095 19 3

Surge arrester V20, 4-pin, 385 V
Available from 01/08/2014

Type	Pole version	Protection rating	Pack.	Item No.
V20-4-385	4	IP20	pcs	5095 19 4

Surge arrester V20 in 385 V with FS, type 2

Surge arrester V20, 2-pin with FS, 385 V
Available from 01/08/2014

Type	Pole version	Protection rating	Pack.	Item No.
V20-2+FS-385	2	IP20	pcs	5095 30 2

Surge arrester V20, 3-pin with FS, 385 V
Available from 01/08/2014

Type	Pole version	Protection rating	Pack.	Item No.
V20-3+FS-385	3	IP20	pcs	5095 30 3

Surge arrester V20, 4-pin with FS, 385 V
Available from 01/08/2014

Type	Pole version	Protection rating	Pack.	Item No.
V20-4+FS-385	4	IP20	pcs	5095 30 4

Surge arrester V20 in 385 V with NPE, type 2


Surge arrester V20, 1-pin + NPE, 385 V
Available from 01/08/2014

Type	Pole version	Protection rating	Pack.	Item No.
V20-1+NPE-385	1+N/PE	IP20	pcs	5095 27 1


Surge arrester V20, 3-pin + NPE, 385 V
Available from 01/08/2014

Type	Pole version	Protection rating	Pack.	Item No.
V20-3+NPE-385	3+N/PE	IP20	pcs	5095 27 3


Surge arrester V20 in 385 V with NPE+FS, type 2


 <p>Surge arrester V20, 3-pin + NPE and FS, 385 V</p> <p>Available from 01/08/2014</p>					
Type	Pole version	Protection rating	Pack.	Item No.	
V20-3+NPE+FS-385	3+N/PE	IP20	pcs	1	5095 35 3


Surge arrester V20 in 440 V, type 2


 <p>Surge arrester V20, 1-pin, 440 V</p> <p>Available from 01/08/2014</p>					
Type	Pole version	Protection rating	Pack.	Item No.	
V20-1-440	1	IP20	pcs	1	5095 20 1

Surge arrester V20 in 550 V, type 2


 <p>Surge arrester V20, 1-pin, 550 V</p> <p>Available from 01/08/2014</p>					
Type	Pole version	Protection rating	Pack.	Item No.	
V20-1-550	1	IP20	pcs	1	5095 21 1


 <p>Surge arrester V20, 2-pin, 550 V</p> <p>Available from 01/08/2014</p>					
Type	Pole version	Protection rating	Pack.	Item No.	
V20-2-550	2	IP20	pcs	1	5095 21 2


 <p>Surge arrester V20, 3-pin, 550 V</p> <p>Available from 01/08/2014</p>					
Type	Pole version	Protection rating	Pack.	Item No.	
V20-3-550	3	IP20	pcs	1	5095 21 3

 <p>Surge arrester V20, 4-pin, 550 V</p> <p>Available from 01/08/2014</p>					
Type	Pole version	Protection rating	Pack.	Item No.	
V20-4-550	4	IP20	pcs	1	5095 21 4


Surge arrester V20 in 550 V with FS, type 2


 <p>Surge arrester V20, 2-pin with FS, 550 V</p> <p>Available from 01/08/2014</p>					
Type	Pole version	Protection rating	Pack.	Item No.	
V20-2+FS-550	2	IP20	pcs	1	5095 31 2


 <p>Surge arrester V20, 3-pin with FS, 550 V</p> <p>Available from 01/08/2014</p>					
Type	Pole version	Protection rating	Pack.	Item No.	
V20-3+FS-550	3	IP20	pcs	1	5095 31 3


 <p>Surge arrester V20, 4-pin with FS, 550 V</p> <p>Available from 01/08/2014</p>					
Type	Pole version	Protection rating	Pack.	Item No.	
V20-4+FS-550	4	IP20	pcs	1	5095 31 4


Surge arrester V20 covers, type 2


 <p>Upper part V20 75 V</p> <p>Available from 01/08/2014</p>					
Type	Pole version	Protection rating	Pack.	Item No.	
V20-0-75	1	IP20	pcs	1	5095 36 0

 <p>Upper part V20 150 V</p> <p>Available from 01/08/2014</p>					
Type	Pole version	Protection rating	Pack.	Item No.	
V20-0-150	1	IP20	pcs	1	5095 36 2

 <p>Upper part V20 280 V</p> <p>Available from 01/08/2014</p>					
Type	Pole version	Protection rating	Pack.	Item No.	
V20-0-280	1	IP20	pcs	1	5095 36 4

 <p>Upper part V20 320 V</p> <p>Available from 01/08/2014</p>					
Type	Pole version	Protection rating	Pack.	Item No.	
V20-0-320	1	IP20	pcs	1	5095 36 6

 <p>Upper part V20 385 V</p> <p>Available from 01/08/2014</p>					
Type	Pole version	Protection rating	Pack.	Item No.	
V20-0-385	1	IP20	pcs	1	5095 36 8

 <p>Upper part V20 440 V</p> <p>Available from 01/08/2014</p>					
Type	Pole version	Protection rating	Pack.	Item No.	
V20-0-440	1	IP20	pcs	1	5095 37 0



Surge protection, arrester, type 2


Surge arrester V20 covers, type 2

Upper part V20 550 V					
Available from 01/08/2014					
Type	Pole version	Protection rating		Pack. pcs	Item No.
V20-0-550	1	IP20		1	5095 37 2

NPE discharge gap C20 in 280 V, type 2

Upper part C20 280 V					
Available from 01/10/2014					
Type	Pole version	Protection rating		Pack. pcs	Item No.
C20-0-255	N/PE	IP20		1	5095 60 0

TBS



TBS





**Surge protection
Power engineering,
Arrestor type 2+3**



Surge arrester V10 Compact

Surge arrester Compact 150 V					
Type	Highest continuous voltage V	Protection rating	Pack. pcs	Item No.	
V10 COMPACT 150	150	IP20	1	5093 37 8	

Surge arrester Compact 280 V					
Type	Highest continuous voltage V	Protection rating	Pack. pcs	Item No.	
V10 COMPACT 255	255	IP20	1	5093 38 0	

Surge arrester Compact 385 V					
Type	Highest continuous voltage V	Protection rating	Pack. pcs	Item No.	
V10 COMPACT 385	385	IP20	1	5093 38 4	

Surge arrester Compact with acoustic signalling					
Type	Highest continuous voltage V	Protection rating	Pack. pcs	Item No.	
V10 COMPACT-AS	255	IP20	1	5093 39 1	

Compact surge arrester with remote signalling					
Type	Highest continuous voltage V	Protection rating	Pack. pcs	Item No.	
V10 COMPACT-FS	255	IP20	1	5093 38 2	

Accessories, V10 Compact

Connecting bridge for V10 Compact 200 mm					
Type	Version	Pack. pcs	Item No.		
VB-V10 COMPACT-2	200 mm	1	5089 65 0		

Connecting bridge for V10 Compact 400 mm					
Type	Version	Pack. pcs	Item No.		
VB-V10 COMPACT-4	400 mm	1	5089 65 2		

Surge arrester V10, 280 V

Surge arrester, 3-pole + NPE					
Type	Highest continuous voltage V	Protection rating	Pack. pcs	Item No.	
V10-C 3+NPE	280	IP20	1	5094 92 0	

Surge arrester, 3-pole + NPE with remote signalling					
Type	Highest continuous voltage V	Protection rating	Pack. pcs	Item No.	
V10-C 3+NPE+FS	280	IP20	1	5094 93 1	

Surge arrester, 1-pole + NPE					
Type	Highest continuous voltage V	Protection rating	Pack. pcs	Item No.	
V10-C 1+NPE-280	280	IP20	1	5093 41 8	

Surge arrester V10, 320 V

Surge arrester, 3-pole + NPE					
Type	Highest continuous voltage V	Protection rating	Pack. pcs	Item No.	
V10-C 3+NPE-320	320	IP20	1	5094 92 4	

Accessories, upper parts and bases V10

Upper part, surge arrester 150 V					
Type	Highest continuous voltage V	Protection rating	Pack. pcs	Item No.	
V10-C 0-150	150	IP20	1	5093 40 0	

Upper part, surge arrester 280 V					
Type	Highest continuous voltage V	Protection rating	Pack. pcs	Item No.	
V10-C 0-280	280	IP20	1	5093 40 2	


Upper part, surge arrester 320 V					
Type	Highest continuous voltage V	Protection rating	Pack. pcs	Item No.	
V10-C 0-320	320	IP20	1	5093 40 4	



Surge protection, arrester, type 2+3


Accessories, upper parts and bases V10

Upper part, surge arrester 385 V




Type	Highest continuous voltage V	Protection rating	Pack.	Item No.
V10-C 0-385	385	IP20	pcs	
			30	5093 40 6

MultiBase base




Type	Protection rating	Pack.	Item No.
MB 1	IP20	1	5096 64 8
MB 2	IP20	1	5096 65 3
MB 3	IP20	1	5096 66 5
MB 4	IP20	1	5096 68 0

Multibase base with remote signalling




Type	Protection rating	Pack.	Item No.
MB 1+FS	IP20	1	5096 64 9
MB 2+FS	IP20	1	5096 65 4
MB 3+FS	IP20	1	5096 66 7
MB 4+FS	IP20	1	5096 68 2

MultiBase base + NPE




Type	Protection rating	Pack.	Item No.
MB 1+NPE	IP20	1	5096 65 0
MB 2+NPE	IP20	1	5096 65 5
MB 3+NPE	IP20	1	5096 66 9

Multibase base + NPE with remote signalling




Type	Protection rating	Pack.	Item No.
MB 1+NPE+FS	IP20	1	5096 65 1
MB 2+NPE+FS	IP20	1	5096 65 7
MB 3+NPE+FS	IP20	1	5096 67 1

MultiBase base with fuse monitoring




Type	Protection rating	Pack.	Item No.
V20-C U-3 FS-SÜ	IP20	1	5096 35 9
V20-C U-4 FS-SÜ	IP20	1	5096 36 7

Multibase base with audible signalling




Type	Protection rating	Pack.	Item No.
V20-C U-2 AS	IP20	1	5096 41 3
V20-C U-3 AS	IP20	1	5096 42 1
V20-C U-4 AS	IP20	1	5096 44 8
V20-C U-3+NPE-AS	IP20	1	5096 37 2

MultiBase base + NPE with fuse monitoring




Type	Protection rating	Pack.	Item No.
V20-C U-3+NPE	IP20	1	5096 37 0

Copper bridges with step width 17.6 mm




Type	Version	Pack.	Item No.
KB MB	Step width 17.6 mm	10	5089 66 0

Copper bridges with step width 53.4 mm




Type	Version	Pack.	Item No.
KB MB	Step width 53.4 mm	10	5089 66 2

Shock Guard locking




Type	Colour	Pack.	Item No.
MB-SG	Blue	100	5096 69 5

Remote signalling replacement connector for Multibase



Type	Protection rating	Pack.	Item No.
MB-FS	IP20	25	5096 69 3


Connection terminal for through-wiring



Type	Colour	Version	Pack.	Weight	Item No.
AS 3x16	Light grey	3 x 16 mm²	5	kg/100 pcs. 2.470	5012 01 0


Protection packages

Protection package, telecommunications




Type	Pack.	Item No.
P-TK	1	5086 01 9

Protection package, SAT applications



Type	Pack.	Item No.
P-TK+SAT	1	5086 02 3

Protection package, TV



Type	Pack.	Item No.
P-TK+TV	1	5086 02 7






Surge protection
Power engineering,
Arrestor type 3


Fine power protection, connectable

FineController for protective contact socket




Type	Country version	Pack.	Item No.
FC-D	EN	1 pcs	5092 80 0

FineController for video, TV and HiFi systems




Type	Country version	Pack.	Item No.
FC-TV-D	EN	1 pcs	5092 80 8

FineController for SAT systems and receivers




Type	Country version	Pack.	Item No.
FC-SAT-D	EN	1 pcs	5092 81 6

FineController for telephone systems and terminals




Type	Country version	Pack.	Item No.
FC-TAE-D	EN	1 pcs	5092 82 4

FineController for ISDN telephone systems and terminals




Type	Country version	Pack.	Item No.
FC-ISDN-D	EN	1 pcs	5092 81 2

FineController for telephone systems with RJ11




Type	Country version	Pack.	Item No.
FC-RJ-D	EN	1 pcs	5092 82 8

Fine power protection / socket bar



Type	Country version	Pack.	Item No.
CNS 3-D-D	EN	1 pcs	5092 70 1


Fine power protection / adapter with cold device connector



Type	Country version	Pack.	Item No.
CNS-D-D	EN	1 pcs	5092 60 4


Fine power protection, fixed installation

Fine power protection for all installation systems




Type	Highest continuous voltage V	Signalling on device	Pack.	Item No.
ÜSM-A	255	Audible	1 pcs	5092 45 1
ÜSM-A-150	170	Audible	1 pcs	5092 46 6

Fine power protection for through wiring




Type	Highest continuous voltage V	Signalling on device	Pack.	Item No.
ÜSM-A-2	255	Audible	1 pcs	5092 46 0

Fine power protection with holder for GB2 and GB3 mounting boxes




Type	Highest continuous voltage V	Signalling on device	Pack.	Item No.
ÜSM-A-4	255	Audible	1 pcs	5092 47 2

Holder for installation in GB2 and GB3 mounting boxes




Type	Pack.	Item No.
ÜSM-A-TW	1 pcs	5092 47 0

Fine power protection / dado duct installation Modul 45



Type	Highest continuous voltage V	Signalling on device	Pack.	Item No.
ÜSS 45-O-RW	255	Visual	1 pcs	6117 47 3
ÜSS 45-O-ALU	255	Visual	1 pcs	6117 47 5


Fine power protection / dado duct installation Modul 45



Type	Highest continuous voltage V	Signalling on device	Pack.	Item No.
ÜSS 45-A-RW	255	Audible	1 pcs	6117 46 5
ÜSS 45-A-ALU	255	Audible	1 pcs	6117 46 7


Fine power protection, series installation

MCR protection for 2-pin for power supply, 12 V




Type	Protection rating	Pack.	Item No.
VF12-AC DC	IP20	1 pcs	5097 45 3

MCR protection for 2-pin for power supply, 24 V




Type	Protection rating	Pack.	Item No.
VF24-AC/DC	IP20	1 pcs	5097 60 7

MCR protection for 2-pin for power supply, 48 V




Type	Protection rating	Pack.	Item No.
VF48-AC/DC	IP20	1 pcs	5097 61 5

MCR protection for 2-pin for power supply, 60 V




Type	Protection rating	Pack.	Item No.
VF60-AC/DC	IP20	1 pcs	5097 62 3

MCR protection for 2-pin for power supply, 110 V



Type	Protection rating	Pack.	Item No.
VF110-AC DC	IP20	1 pcs	5097 63 1

MCR protection for 2-pin for power supply, 230 V




Type	Protection rating	Pack.	Item No.
VF230-AC/DC	IP20	1 pcs	5097 65 0




Surge protection, arrester, type 3


Fine power protection, series installation

 **MCR protection for 2-pin for power supply with remote signalling, 24 V AC/DC**

Type	Protection rating	Pack.	Item No.
VF24-AC/DC-FS	IP20	1 pcs	5097 82 0

 **MCR protection for 2-pin for power supply with remote signalling, 230 V AC**

Type	Protection rating	Pack.	Item No.
VF230-AC-FS	IP20	1 pcs	5097 85 8

 **MCR protection for 2-pin for power supply with leak current-free remote signalling, 230 V AC/DC**

Type	Protection rating	Pack.	Item No.
VF2-230-AC/DC-FS	IP20	1 pcs	5097 93 9

TBS








**Surge protection
Photovoltaics**




Lightning current and surge arrester, type 1+2, photovoltaic systems 600 V DC

Complete photovoltaic block V50, 600 V DC with IR



Type	Version	Protection rating	Pack.	Item No.
V50-B+C 3PHFS600	3-pole	IP20	1 pcs	5093 62 5


Complete photovoltaic block V50, 600 V DC



Type	Version	Protection rating	Pack.	Item No.
V50-B+C 3-PH600	3-pole	IP20	1 pcs	5093 62 3


Lightning current and surge arrester, type 1+2, photovoltaic systems 900 V DC

Complete photovoltaic block V25, 900 V DC with IR



Type	Version	Protection rating	Pack.	Item No.
V25-B+C 3PHFS900	3-pole	IP20	1 pcs	5097 44 8


Complete photovoltaic block V25, 900 V DC



Type	Version	Protection rating	Pack.	Item No.
V25-B+C 3-PH900	3-pole	IP20	1 pcs	5097 44 7


Surge arrester, type 2, photovoltaics 600 V DC

Complete photovoltaic block V20, 600 V DC



Type	Version	Protection rating	Pack.	Item No.
V20-C 3PH-600	3-pole	IP20	1 pcs	5094 60 5


Complete photovoltaic block V20, 600 V DC with IR



Type	Version	Protection rating	Pack.	Item No.
V20-C 3PHFS-600	3-pole	IP20	1 pcs	5094 57 6


Surge arrester, type 2, photovoltaics 1000 V DC

Complete photovoltaic block V20, 1000 V DC



Type	Version	Protection rating	Pack.	Item No.
V20-C 3-PH-1000	3-pole	IP20	1 pcs	5094 60 8


Complete photovoltaic block V20, 1000 V DC with IR



Type	Version	Protection rating	Pack.	Item No.
V20-C 3PHFS-1000	3-pole	IP20	1 pcs	5094 57 4


PV casing for WR with 2/3 MPP trackers

PV casing for WR with 2 MPP trackers type 1+2, 900 V DC




Type	Version	Protection rating	Pack.	Item No.
VG-BCPV 900K 330	—	IP65	1 pcs	5088 57 6

PV casing for WR with 3 MPP trackers type 1+2, 900 V DC




Type	Version	Protection rating	Pack.	Item No.
VG-BCPV 900K 333	—	IP65	1 pcs	5088 57 9

PV casing for WR with 2 MPP trackers type 2, 1000 V DC




Type	Version	Protection rating	Pack.	Item No.
VG-CPV 1000K 330	—	IP65	1 pcs	5088 58 2

PV casing for WR with 3 MPP trackers type 2, 1000 V DC




Type	Version	Protection rating	Pack.	Item No.
VG-CPV 1000K 333	—	IP65	1 pcs	5088 58 5

PV casing for WR with 2 MPP trackers type 1+2, 900 V



Type	Version	Protection rating	Pack.	Item No.
VG-BCPV900K 22	—	IP66	1 pcs	5088 56 6

PV casing for WR with 2 MPP trackers type 2, 1000 V




Type	Version	Protection rating	Pack.	Item No.
VG-CPV1000K 22	—	IP65	1 pcs	5088 56 8



Surge protection, photovoltaics


PV casing for WR with 2/3 MPP trackers with MC4 plug

PV casing for WR with 2 MPP trackers type 1+2, 900 V DC




Type	Version	Protection rating	Pack.	Item No.
VG-BC DCPH900-21	—	IP65	1 pcs	5088 62 5

PV casing for WR with 3 MPP trackers type 1+2, 900 V DC




Type	Version	Protection rating	Pack.	Item No.
VG-BC DCPH900-31	—	IP65	1 pcs	5088 62 9

PV casing for WR with 2 MPP trackers type 2, 1000 V DC



Type	Version	Protection rating	Pack.	Item No.
VG-C DCPH1000-21	—	IP65	1 pcs	5088 64 6


PV casing for WR with 3 MPP trackers type 2, 1000 V DC



Type	Version	Protection rating	Pack.	Item No.
VG-C DCPH1000-31	—	IP65	1 pcs	5088 64 8


PV casing with fuse holder

Photovoltaic housing with 4 fuses 10 A




Type	Version	Protection rating	Pack.	Item No.
VG-C DCPH1000-4S	—	IP65	1 pcs	5088 65 1

PV casing with 4 fuse holders unoccupied



Type	Version	Protection rating	Pack.	Item No.
VG-C PV1000KS4	—	IP65	1 pcs	5088 65 4


PV casing with 6 fuses 8 A



Type	Version	Protection rating	Pack.	Item No.
VG-C DCPH1000-6S	—	IP65	1 pcs	5088 65 2


PV casing for WR with 1 MPP tracker

PV casing for WR with 1 MPP tracker type 1, 1000 V DC



Type	Version	Protection rating	Pack.	Item No.
VG-C DCPH1000-4K	—	IP65	1 pcs	5088 65 0


PV casing for WR with 1 MPP tracker type 1+2, 900 V DC



Type	Version	Protection rating	Pack.	Item No.
VG-BC DCPH900-4K	—	IP65	1 pcs	5088 63 2


PV casing with circuit-breaker

PV casing for WR with 1 MPP tracker type 1+2, 900 V DC



Type	Version	Protection rating	Pack.	Item No.
VG-BC DC-TS900	—	IP65	1 pcs	5088 63 5


PV casing for WR with 1 MPP tracker type 2, 1000 V DC



Type	Version	Protection rating	Pack.	Item No.
VG-C DC-TS1000	—	IP65	1 pcs	5088 66 0


PV casing for WR with 1 MPP tracker, with MC4 plug

PV casing for WR with 1 MPP tracker type 1+2, 600 V DC




Type	Protection rating	Pack.	Item No.
VG-BC DCPH-Y600	IP65	1 pcs	5088 67 6

PV casing for WR with 1 MPP tracker type 1+2, 900 V DC




Type	Protection rating	Pack.	Item No.
VG-BC DCPH-Y900	IP65	1 pcs	5088 67 8

PV casing for WR with 1 MPP tracker type 2, 600 V DC





Type	Protection rating	Pack.	Item No.
VG-C DCPH-Y600	IP65	1 pcs	5088 67 0


PV casing for WR with 1 MPP tracker, with MC4 plug


 PV casing for WR with 1 MPP tracker type 2, 1000 V DC				
Type	Protection rating		Pack.	Item No.
VG-C DCPH-Y1000	IP65		pcs	
			1	5088 67 2

PV casing, unoccupied


 PV casing for WR with 2 MPP trackers, unoccupied, with MC4 plug				
Type	Version	Protection rating	Pack.	Item No.
VG-C DC-PH-21	—	IP65	pcs	
			1	5088 60 5


 PV casing for WR with 3 MPP trackers, unoccupied, with MC4 plug				
Type	Version	Protection rating	Pack.	Item No.
VG-C DC-PH-31	—	IP65	pcs	
			1	5088 60 9


 PV casing for WR with 2 MPP trackers, unoccupied, with MC4 plug				
Type	Version	Protection rating	Pack.	Item No.
VG-BCPV U K 330	—	IP65	pcs	
			1	5088 57 0


 PV casing for WR with 3 MPP trackers, unoccupied				
Type	Version	Protection rating	Pack.	Item No.
VG-BCPV U K 333	—	IP65	pcs	
			1	5088 57 3

Photovoltaic upper parts


 Photovoltaic upper part – lightning and surge arrestors				
Type	Version	Protection rating	Pack.	Item No.
V50-B+C 0-300PV	1-pole	IP20	pcs	
			1	5093 72 6


 Photovoltaic upper part – lightning and surge arrestors				
Type	Version	Protection rating	Pack.	Item No.
V25-B+C 0-450PV	1-pole	IP20	pcs	
			1	5097 06 5


 Photovoltaic upper part – surge arrestors				
Type	Version	Protection rating	Pack.	Item No.
V20-C 0-300PV	1-pole	IP20	pcs	
			1	5099 61 1


 Photovoltaic upper part – surge arrestors				
Type	Version	Protection rating	Pack.	Item No.
V20-C 0-500PV	1-pole	IP20	pcs	
			1	5099 70 8

Photovoltaic bases

 PV base, 3-pole in Y circuit				
Type	Version	Protection rating	Pack.	Item No.
V20-C U-3PH-Y	3-pole	IP20	pcs	
			1	5096 64 7

 PV base, 3-pole in Y circuit with remote signalling				
Type	Version	Protection rating	Pack.	Item No.
V20-C U-3PH-Y-FS	3-pole	IP20	pcs	
			1	5096 64 6

 PV base, 2-pole in Y circuit				
Type	Version	Protection rating	Pack.	Item No.
V20-C U-2 PH	2-pole	IP20	pcs	
			1	5096 63 7

 PV base, 2-pole in Y circuit with remote signalling				
Type	Version	Protection rating	Pack.	Item No.
V20-C U-2 PH+FS	2-pole	IP20	pcs	
			1	5096 63 9






Surge protection
Data and information technology



Surge protection device for data and information technology


Surge protection for telecommunication systems

Combination protection device for ISDN




Type	Connection system	Protection rating	Pack. pcs	Item No.
RJ11-TELE 4-C	RJ11	IP40	1	5081 92 0

Combination protection device for ISDN RJ11




Type	Connection system	Protection rating	Pack. pcs	Item No.
RJ11-TELE 4-C	RJ11	IP40	1	5081 92 0

Fine protection device for ISDN RJ11




Type	Connection system	Protection rating	Pack. pcs	Item No.
RJ11-TELE 4-F	RJ11	IP40	1	5081 93 9

Combination protection device for ISDN RJ45



Type	Connection system	Protection rating	Pack. pcs	Item No.
RJ45-TELE 4-C	RJ45	IP40	1	5081 96 3


Fine protection device for ISDN RJ45



Type	Connection system	Protection rating	Pack. pcs	Item No.
RJ45-TELE 4-F	RJ45	IP40	1	5081 97 1


Combination protection device for ISDN and DSL systems

Surge protection device for telecommunication systems




Type	Connection system	Protection rating	Pack. pcs	Item No.
TD-4/I	Terminal	IP54	1	5081 69 0

Surge protection device for telecommunication systems with TAE



Type	Connection system	Protection rating	Pack. pcs	Item No.
TD-4/I-TAE-F	Terminal	IP20	1	5081 69 2


Surge protection device for telecommunication systems with top-hat rail



Type	Connection system	Protection rating	Pack. pcs	Item No.
TD-2/D-HS	Terminal	IP20	1	5081 69 4


Surge protection for LSA-Plus systems

LSA-Plus technology / LSA connection strip




Type	Colour	Pack. pcs	Item No.
LSA-A-LEI	Grey	1	5084 00 8

LSA-Plus technology / LSA separating strip




Type	Colour	Pack. pcs	Item No.
LSA-T-LEI	White	1	5084 01 2

LSA-Plus technology / LSA earthing strip




Type	Colour	Pack. pcs	Item No.
LSA-E-LEI	Red	1	5084 01 6

LSA-Plus technology / LSA basic protection




Type	Pack. pcs	Item No.
LSA-B-MAG	1	5084 02 0

LSA-Plus technology / LSA basic and fine protection




Type	Pack. pcs	Item No.
LSA-BF-180	1	5084 02 4

LSA-Plus technology / LSA basic and fine protection




Type	Pack. pcs	Item No.
LSA-BF-24	1	5084 02 8

LSA-Plus technology / LSA earthing rail for LSA-BF




Type	Pack. pcs	Item No.
LSA-E	1	5084 03 2

LSA-Plus technology / LSA installation trough




Type	Pack. pcs	Item No.
LSA-M	1	5084 03 6

LSA-Plus technology / LSA simple tool



Type	Pack. pcs	Item No.
LSA-TOOL	1	5084 04 0

LSA-Plus technology / protective housing



Type	Colour	Pack. pcs	Item No.
LSA-G	Light grey	1	5084 04 8

10_OBO_Gesamtkatalog_2014 / en / 06/05/2014 (LLExpert_01702) / 06/05/2014


TBS



Surge protection device for data and information technology


Coaxial protection devices for transmission and reception technology

Coaxial protection devices for S-UHF connection: male/female




Type	Connection system	Pack.	Item No.
S-UHF M/W	UHF	pcs	5093 02 3

Coaxial protection devices for S-UHF connection: female/female




Type	Connection system	Pack.	Item No.
S-UHF W/W	UHF	pcs	5093 01 5

Coaxial protection device for BNC connection: male/female




Type	Connection system	Pack.	Item No.
DS-BNC M/W	BNC	pcs	5093 25 2

Coaxial protection device for BNC connection: female/female




Type	Connection system	Pack.	Item No.
DS-BNC W/W	BNC	pcs	5093 23 6

Coaxial protection device for BNC connection: male/male




Type	Connection system	Pack.	Item No.
DS-BNC M/M	BNC	pcs	5093 26 0

Coaxial protection device for N connection: male/female




Type	Connection system	Pack.	Item No.
DS-N M/W	N	pcs	5093 99 6

Coaxial protection device for N connection: female/female




Type	Connection system	Pack.	Item No.
DS-N W/W	N	pcs	5093 98 8

Coaxial protection device for TNC connection: male/female




Type	Connection system	Pack.	Item No.
DS-TNC M/W	TNC	pcs	5093 27 0

Coaxial protection device for 7/16 connection: male/female




Type	Connection system	Pack.	Item No.
DS-7 16 M/W	7/16	pcs	5093 17 1

Coaxial protection device for F connection: male/female




Type	Connection system	Protection rating	Pack.	Item No.
DS-F M/W	F	IP40	pcs	5093 27 5

Coaxial protection device for F connection: female/female




Type	Connection system	Protection rating	Pack.	Item No.
DS-F W/W	F	IP40	pcs	5093 27 2

Coaxial protection device for SMA connection: female/female



Type	Connection system	Pack.	Item No.
DS-SMA W/W		pcs	5093 27 7


Coaxial protection device for SAT and cable multiswitch



Type	Connection system	Protection rating	Pack.	Item No.
TV 4+1	F	—	pcs	5083 40 0


Surge protection for network technology

Surge protection for high-speed networks up to 10 GBit (Class EA/CAT6A)




Type	Connection system	Protection rating	Pack.	Item No.
ND-CAT6A/EA	RJ45	IP10	pcs	5081 80 0

Fine protection for Ethernet networks (Class D/CAT 5)




Type	Connection system	Protection rating	Pack.	Item No.
RJ45 S-ATM 8-F	RJ45	IP40	pcs	5081 79 3

Combination arrester for 10Base2-/10Base5 networks




Type	Connection system	Protection rating	Pack.	Item No.
KOAX B-E2 MF-C	Coax connector	IP40	pcs	5082 41 2

Fine protection for 10Base2-/10Base5 networks




Type	Connection system	Protection rating	Pack.	Item No.
KOAX B-E2 MF-F	Coax connector	IP40	pcs	5082 42 0

Data cable protection device for coaxial TV / camera systems



Type	Connection system	Protection rating	Pack.	Item No.
KoaxB-E2 FF-F	BNC	IP40	pcs	5082 42 2

Fastening set for hat profile rail




Type	Connection system	Pack.	Item No.
DLS-BS		pcs	5082 38 2

Surge protection device for data and information technology


Surge protection for data technology

Basic protection for 4-wire information technology systems with RJ45




Type	Connection system	Protection rating	Pack.	Item No.
			pcs	
RJ45 S-E100 4-B	RJ45	IP40	1	5081 72 6

Combination arrester for 4-wire information technology systems with RJ45



Type	Connection system	Protection rating	Pack.	Item No.
			pcs	
RJ45 S-E100 4-C	RJ45	IP40	1	5081 73 4


Fine protection for 4-wire information technology systems with RJ45



Type	Connection system	Protection rating	Pack.	Item No.
			pcs	
RJ45 S-E100 4-F	RJ45	IP40	1	5081 74 2


Surge protection for serial interfaces

Fine protection for 9-pin RS232 interface




Type	Connection system	Protection rating	Pack.	Item No.
			pcs	
SD09-V24 9	D-Sub 9 pole	—	1	5080 05 3

Fine protection for 15-pin RS232 interface




Type	Connection system	Protection rating	Pack.	Item No.
			pcs	
SD15-V24 15	D-Sub 15 pole	—	1	5080 15 0

Fine protection for 25-pin RS232 interface



Type	Connection system	Protection rating	Pack.	Item No.
			pcs	
SD25-V24 25	D-Sub 25 pole	—	1	5080 27 4


Fine protection for 9-pin RS485 interface



Type	Connection system	Protection rating	Pack.	Item No.
			pcs	
SD09-V11 9	D-Sub 9 pole	—	1	5080 06 1


Surge protection for data technology

Fine protection for RS232 with screwless terminals



Type	Connection system	Pack.	Item No.
		pcs	
ASP-V24T 4	Terminal	1	5083 06 0

Fine protection for RS485 with screwless terminals



Type	Connection system	Pack.	Item No.
		pcs	
ASP-V11EI 4	Terminal	1	5083 08 7



Surge protection device for data and information technology

MCR protection for 2-pin for power supply

MCR protection for 2-pin for power supply, 12 V

Type	Protection rating	Pack.	Item No.
VF12-AC DC	IP20	1 pcs	5097 45 3

MCR protection for 2-pin for power supply, 24 V

Type	Protection rating	Pack.	Item No.
VF24-AC/DC	IP20	1 pcs	5097 60 7

MCR protection for 2-pin for power supply, 48 V

Type	Protection rating	Pack.	Item No.
VF48-AC/DC	IP20	1 pcs	5097 61 5

MCR protection for 2-pin for power supply, 60 V

Type	Protection rating	Pack.	Item No.
VF60-AC/DC	IP20	1 pcs	5097 62 3

MCR protection for 2-pin for power supply, 110 V

Type	Protection rating	Pack.	Item No.
VF110-AC DC	IP20	1 pcs	5097 63 1

MCR protection for 2-pin for power supply, 230 V

Type	Protection rating	Pack.	Item No.
VF230-AC/DC	IP20	1 pcs	5097 65 0

MCR protection for 2-pin for power supply with remote signalling

MCR protection for 2-pin for power supply with remote signalling, 12 V AC/DC

Type	Protection rating	Pack.	Item No.
VF12-AC/DC-FS	IP20	1 pcs	5097 45 4

MCR protection for 2-pin for power supply with remote signalling, 24 V AC/DC

Type	Protection rating	Pack.	Item No.
VF24-AC/DC-FS	IP20	1 pcs	5097 62 0

MCR protection for 2-pin for power supply with remote signalling, 48 V AC/DC

Type	Protection rating	Pack.	Item No.
VF48-AC/DC-FS	–	1 pcs	5097 62 2

MCR protection for 2-pin for power supply with remote signalling, 60 V AC

Type	Protection rating	Pack.	Item No.
VF60-AC/DC-FS	–	1 pcs	5097 62 4

MCR protection for 2-pin for power supply with remote signalling, 230 V AC

Type	Protection rating	Pack.	Item No.
VF230-AC-FS	IP20	1 pcs	5097 65 8

MCR protection for 2-pin for power supply with leak current-free remote signalling

MCR protection for 2-pin for power supply with leak current-free remote signalling, 230 V AC/DC

Type	Protection rating	Pack.	Item No.
VF2-230-AC/DC-FS	IP20	1 pcs	5097 93 9

MCR protection for two-core systems

Basic protection for two-core systems with HF applications 120 V

Type	Max. continuous operating voltage Vc/AC V	Protection rating	Pack.	Item No.
TKS-B	120	IP20	1 pcs	5097 97 6

Combination protection for two-core systems with HF applications 5 V

Type	Max. continuous operating voltage Vc/AC V	Protection rating	Pack.	Item No.
FRD 5 HF	4	IP20	1 pcs	5098 57 1

Combination protection for two-core systems with HF applications 24 V

Type	Max. continuous operating voltage Vc/AC V	Protection rating	Pack.	Item No.
FRD 24 HF	19	IP20	1 pcs	5098 57 5

MCR protection for two-core systems

Medium and fine protection for two-core systems 5 V

Type	Max. continuous operating voltage Vc/AC V	Protection rating	Pack. pcs	Item No.
FRD 5	5	IP20	1	5098 49 2

Medium and fine protection for two-core systems 12 V

Type	Max. continuous operating voltage Vc/AC V	Protection rating	Pack. pcs	Item No.
FRD 12	9	IP20	1	5098 50 6

Medium and fine protection for two-core systems 24 V

Type	Max. continuous operating voltage Vc/AC V	Protection rating	Pack. pcs	Item No.
FRD 24	19	IP20	1	5098 51 4

Medium and fine protection for two-core systems 48 V

Type	Max. continuous operating voltage Vc/AC V	Protection rating	Pack. pcs	Item No.
FRD 48	37	IP20	1	5098 52 2

Medium and fine protection for two-core systems 110 V

Type	Max. continuous operating voltage Vc/AC V	Protection rating	Pack. pcs	Item No.
FRD 110	86	IP20	1	5098 55 7

MCR protection for two-core systems

Medium and fine protection for two-core systems 24 V

Type	Max. continuous operating voltage Vc/AC V	Protection rating	Pack. pcs	Item No.
FRD 2-24	19	IP20	1	5098 72 7

MCR protection for two-core systems

Medium and fine protection for two-core systems 5 V

Type	Max. continuous operating voltage Vc/AC V	Protection rating	Pack. pcs	Item No.
FLD 5	5	IP20	1	5098 60 0

Medium and fine protection for two-core systems 12 V

Type	Max. continuous operating voltage Vc/AC V	Protection rating	Pack. pcs	Item No.
FLD 12	9	IP20	1	5098 60 3

Medium and fine protection for two-core systems 24 V

Type	Max. continuous operating voltage Vc/AC V	Protection rating	Pack. pcs	Item No.
FLD 24	19	IP20	1	5098 61 1

Medium and fine protection for two-core systems 48 V

Type	Max. continuous operating voltage Vc/AC V	Protection rating	Pack. pcs	Item No.
FLD 48	37	IP20	1	5098 63 0

Medium and fine protection for two-core systems 60 V

Type	Max. continuous operating voltage Vc/AC V	Protection rating	Pack. pcs	Item No.
FLD 60	65	IP20	1	5098 63 8

Medium and fine protection for two-core systems 110 V

Type	Max. continuous operating voltage Vc/AC V	Protection rating	Pack. pcs	Item No.
FLD 110	86	IP20	1	5098 64 6

MCR protection for two-core systems

Medium and fine protection for two-core systems 5 V

Type	Max. continuous operating voltage Vc/AC V	Protection rating	Pack. pcs	Item No.
FLD 2-5	5	IP20	1	5098 86 7

Medium and fine protection for two-core systems 12 V

Type	Max. continuous operating voltage Vc/AC V	Protection rating	Pack. pcs	Item No.
FLD 2-12	9	IP20	1	5098 80 8

Medium and fine protection for two-core systems 24 V

Type	Max. continuous operating voltage Vc/AC V	Protection rating	Pack. pcs	Item No.
FLD 2-24	28	IP20	1	5098 81 6


Medium and fine protection for two-core systems 110 V

Type	Max. continuous operating voltage Vc/AC V	Protection rating	Pack. pcs	Item No.
FLD 2-110	86	IP20	1	5098 85 9




Surge protection device for data and information technology


MCR protection for multi-wire systems (testable)

 **Series protection device, 2-pole, 5 V version**


Type	Lightning protection Zone LPZ	Protection rating	Pack.	Item No.
MDP-2 D-5-T	0→3	IP20	1 pcs	5098 40 4

 **Series protection device, 3-pole, 5 V version**


Type	Lightning protection Zone LPZ	Protection rating	Pack.	Item No.
MDP-3 D-5-T	0→3	IP20	1 pcs	5098 40 7

 **Series protection device, 4-pole, 5 V version**


Type	Lightning protection Zone LPZ	Protection rating	Pack.	Item No.
MDP-4 D-5-T	0→3	IP20	1 pcs	5098 41 1

 **Series protection device, 2-pole, 24 V version**


Type	Lightning protection Zone LPZ	Protection rating	Pack.	Item No.
MDP-2 D-24-T	0→3	IP20	1 pcs	5098 42 2

 **Series protection device, 3-pole, 24 V version**


Type	Lightning protection Zone LPZ	Protection rating	Pack.	Item No.
MDP-3 D-24-T	0→3	IP20	1 pcs	5098 42 7

 **Series protection device, 4-pole, 24 V version**


Type	Lightning protection Zone LPZ	Protection rating	Pack.	Item No.
MDP-4 D-24-T	0→3	IP20	1 pcs	5098 43 1

 **Series protection device, 2-pole, 48 V version**

Type	Lightning protection Zone LPZ	Protection rating	Pack.	Item No.
MDP-2 D-48-T	0→3	IP20	1 pcs	5098 44 2


 **Series protection device, 3-pole, 48 V version**

Type	Lightning protection Zone LPZ	Protection rating	Pack.	Item No.
MDP-3 D-48-T	0→3	IP20	1 pcs	5098 44 6


 **Series protection device, 4-pole, 48 V version**

Type	Lightning protection Zone LPZ	Protection rating	Pack.	Item No.
MDP-4 D-48-T	0→3	IP20	1 pcs	5098 45 0


MCR protection for multi-wire systems (testable) to 10 A

 **Series protection device, 4-pole, 5 V version**


Type	Lightning protection Zone LPZ	Protection rating	Pack.	Item No.
MDP-4 D-5-T-10	0→3	IP20	1 pcs	5098 41 3

 **Series protection device, 2-pole, 12 V version**


Type	Lightning protection Zone LPZ	Protection rating	Pack.	Item No.
MDP-2 D-12-T-10	0→3	IP20	1 pcs	5098 41 5

 **Series protection device, 4-pole, 12 V version**

Type	Lightning protection Zone LPZ	Protection rating	Pack.	Item No.
MDP-4 D-12-T-10	0→3	IP20	1 pcs	5098 41 9


 **Series protection device, 2-pole, 24 V version**

Type	Lightning protection Zone LPZ	Protection rating	Pack.	Item No.
MDP-2 D-24-T-10	0→3	IP20	1 pcs	5098 42 5


 **Series protection device, 4-pole, 24 V version**

Type	Lightning protection Zone LPZ	Protection rating	Pack.	Item No.
MDP-4 D-24-T-10	0→3	IP20	1 pcs	5098 43 3

Accessories for MCR protection

 **Accessories for series terminal**

Type	Pack.	Item No.
VB-MDP 10-MD	1 pcs	5098 47 0


 **Replacement connector for VF remote signalling**

Type	Version	Pack.	Item No.
VF-FS	3-pole	25 pcs	5098 47 5

Surge protection device for data and information technology


MCR protection for explosive areas

MCR protection for explosive areas, 2-pole, 24 V




Type	Mounting of input / output	Lightning protection Zone LPZ	Pack. pcs	Item No.
FDB-2 24-M	M20 x 1.5 external thread	1→3	1	5098 38 0

MCR protection for explosive areas, 3-pole, 24 V




Type	Mounting of input / output	Lightning protection Zone LPZ	Pack. pcs	Item No.
FDB-3 24-M	M20 x 1.5 external thread	1→3	1	5098 38 2

MCR protection for explosive areas, 2-pole, 24 V



Type	Mounting of input / output	Lightning protection Zone LPZ	Pack. pcs	Item No.
FDB-2 24-N	1/2" NPT	1→3	1	5098 39 0


MCR protection for explosive areas, 3-pole, 24 V



Type	Mounting of input / output	Lightning protection Zone LPZ	Pack. pcs	Item No.
FDB-3 24-N	1/2" NPT	1→3	1	5098 39 2


MCR protection for explosive areas

Series protection device, 4-pole, 5 V version, ex-tested




Type	Lightning protection Zone LPZ	Protection rating	Pack. pcs	Item No.
MDP-4 D-5-EX	1→3	IP20	1	5098 41 2

Series protection device, 4-pole, 24 V version, ex-tested



Type	Lightning protection Zone LPZ	Protection rating	Pack. pcs	Item No.
MDP-4 D-24-EX	1→3	IP20	1	5098 43 2

Series protection device, 4-pole, 48 V version, ex-tested



Type	Lightning protection Zone LPZ	Protection rating	Pack. pcs	Item No.
MDP-4 D-48-EX	1→3	IP20	1	5098 45 2






Protection and spark gaps




Protection and spark gaps

Explosion-proof, closed spark gap




Type	Protection level	Pack.	Item No.
	kV	pcs	
480 180	< 3,0	1	5240 03 4
480 250	< 3,0	1	5240 07 7
480 350	< 3,0	1	5240 06 9

Connection strap for Parex spark gap




Type	Pack.	Item No.
	pcs	
484 M12	2	5240 22 0
484 M16	2	5240 23 9
484 M20	2	5240 24 7
484 M24	2	5240 25 5

Connection strap for Parex spark gap




Type	Pack.	Item No.
	pcs	
485 M12	2	5240 32 8
485 M10	2	5240 30 1
485 M16	2	5240 33 6

Closed spark gap with lightning current carrying capability




Type	Protection level	Pack.	Item No.
	kV	pcs	
481	< 5	1	5240 08 5

Protective spark gap



Type	Protection level	Pack.	Item No.
	kV	pcs	
482	< 10 kV	1	5240 05 0

Spark gap / surge voltage protection for coupling earthing systems



Type	Protection level	Pack.	Item No.
	kV	pcs	
FS-V20	< 1,5	1	5099 80 3







Measuring and test systems




Measuring and test systems

 **ISOLAB measuring system arrester tester**


Type	Country version	Pack.	Item No.
		pcs	
ISOLAB	D/GB	1	5096 81 2

 **Testing unit for lightning barriers**


Type	Pack.	Item No.
	pcs	
LFC	1	5096 78 6

 **Magnetic card PCS**


Type	Pack.	Item No.
	PU	
PCS	1	5091 43 8

 **Magnetic card holder PCS-H**


Type	Pack.	Item No.
	PU	
PCS-H	1	5091 52 7

 **Magnetic card and holder MK-B**

Type	Pack.	Item No.
	PU	
MK-B	1	5091 32 2

 **Card reader PCS-CS...**

Type	Country version	Pack.	Item No.
		pcs	
PCS-CS-D	EN	1	5091 68 3
PCS-CS-GB	GB	1	5091 69 1

 **Lightning current meter**

Type	Measuring range	Pack.	Item No.
		pcs	
LC-01	0.3 kA-100 kA	1	5091 72 0






Equipotential bonding systems




Equipotential bonding rails for indoor use

Equipotential bonding rail for indoors, VDE-tested




Type	Colour	Pack.	Item No.
1801 VDE	Grey	1 pcs	5015 65 0

Round cable terminal to 25 mm² for 1801 VDE




Type	Connection option	Pack.	Item No.
1801 RK25	2.5-25 mm ²	10 pcs	5015 75 8

Round cable terminal from 25 mm² for 1801 VDE




Type	Connection option	Pack.	Item No.
1801 RK95	25-95 mm ²	10 pcs	5015 76 6

Flat conductor terminal to FL 30 for 1801 VDE




Type	Connection option	Pack.	Item No.
1801 RK30	FL30 x 5	10 pcs	5015 73 1

Flat conductor terminal from FL 30 for 1801 VDE




Type	Connection option	Pack.	Item No.
1801 RK40	FL40 x 5	10 pcs	5015 77 4

Contact strip for 1801 VDE




Type	Pack.	Item No.
1801 KL1	1 pcs	5015 72 3
1801 KL2	1 pcs	5015 80 4
1801 KL3	1 pcs	5015 81 2

Rail stands for 1801 VDE




Type	Pack.	Item No.
1801 SCH	10 pcs	5015 71 5

Cover hood for 1801 VDE




Type	Colour	Pack.	Item No.
1801 AH	Grey	1 pcs	5015 70 7

Equipotential bonding rail with plastic base plate




Type	Colour	Pack.	Item No.
1809	Grey	1 pcs	5015 07 3

Equipotential bonding rail with metal base plate




Type	Colour	Pack.	Item No.
1809 M	Grey	1 pcs	5015 08 1

Cover hood for 1809




Type	Colour	Pack.	Item No.
1809 30 AH	Grey	50 pcs	5015 20 0

Equipotential bonding rail for small systems




Type	Colour	Pack.	Item No.
1809 BG	Grey	1 pcs	5015 50 2

Equipotential bonding rail, solid version




Type	Pack.	Item No.
1810	1 pcs	5015 05 7

Equipotential bonding rail, simple version




Type	Pack.	Item No.
1808	1 pcs	5015 01 4

Equipotential bonding bar for bathroom




Type	Pack.	Item No.
1804	5 pcs	5015 55 3

Equipotential bonding rail for surface mounting with 1804




Type	Colour	Pack.	Item No.
1804 AP	Light grey	10 pcs	5015 55 7

Equipotential bonding rail for flush-mounting with 1809



Type	Pack.	Item No.
1809 UP	1 pcs	5015 06 5


Equipotential bonding rail for flush-mounting with 1804



Type	Pack.	Item No.
1804 UP	5 pcs	5015 54 5

Equipotential bonding systems for outdoor use

Equipotential bonding rail for outside installation




Type	Colour	Pack.	Item No.
1809 A	Black	1 pcs	5015 11 1



Equipotential bonding systems


Equipotential bonding rail for industrial application

Equipotential bonding rail BigBar for industrial application




Type	Material symbol	Pack.	Item No.
		pcs	
1802 5 VA	V2A	1	5015 85 4
1802 10 VA	V2A	1	5015 86 6

Equipotential bonding rail BigBar for industrial application




Type	Material symbol	Pack.	Item No.
		pcs	
1802 5 CU	Cu	1	5015 83 0
1802 6 CU	Cu	1	5015 83 2
1802 8 CU	Cu	1	5015 83 6
1802 10 CU	Cu	1	5015 84 2
1802 12 CU	Cu	1	5015 84 4
1802 14 CU	Cu	1	5015 84 7
1802 20 CU	Cu	1	5015 84 9

Cover for BigBar equipotential bonding rail




Type	Material symbol	Pack.	Item No.
		pcs	
1802 AH 5	V2A	1	5015 88 0
1802 AH 10	V2A	1	5015 88 4

Crossbar for equipotential bonding rail




Type	Material symbol	Pack.	Item No.
		pcs	
1802 KL	V2A	1	5015 89 0

Crossbar for equipotential bonding rail




Type	Material symbol	Fit	Pack.	Item No.
		mm	pcs	
249 8-10 VA-OT	V2A	Rd 8-10	100	5311 55 4

Crossbar for equipotential bonding rail




Type	Material symbol	Fit	Pack.	Item No.
		mm	pcs	
249 8-10 CU-OT	Cu	Rd 8-10	100	5311 53 0

Potential and earth connection block



Type	Material symbol	Length	Pack.	Item No.
		mm	pcs	
1805 2 FT	St	200	10	5016 02 9
1805 4 FT	St	302	20	5016 03 7
1805 6 FT	St	404	10	5016 04 5


Potential and earth connection block, V4A



Type	Material symbol	Length	Pack.	Item No.
		mm	pcs	
1805 2 VA	V4A	200	10	5016 09 6
1805 4 VA	V4A	302	20	5016 11 8
1805 6 VA	V4A	404	10	5016 12 6


Strip earthing clips

Strip earthing clip VA




Type	Material symbol	For pipe Ø	Pack.	Item No.
		mm	pcs	
927 1	V2A	17.2-48	10	5057 51 5
927 2	V2A	17.2-114	10	5057 52 3
927 4	V2A	17.2-185	10	5057 55 8

Strip earthing clip, nickel-plated




Type	Material symbol	Inter-face	Pack.	Item No.
			pcs	
927 0	CuZn	N	10	5057 50 7

Clamp lock for strip earthing clip





Type	Pack.	Item No.
	pcs	
927 SCH-K-VA	20	5057 93 0

Installation strip for strip earthing clip



Type	Pack.	Item No.
	m	
927 BAND-VA	40	5057 92 2






Earthing systems




Cable material

Galvanised steel flat conductor




Type	Material symbol	Cross-section mm ²	Pack. m	Item No.
5052 DIN 20X2.5	St	50	122	5019 34 0
5052 DIN 25X3	St	75	84	5019 34 2
5052 DIN 30X3	St	90	71	5019 34 4
5052 DIN 30X3.5	St	105	30	5019 34 5
5052 DIN 30X3.5	St	105	60	5019 34 7
5052 DIN 30X4	St	120	52	5019 35 0
5052 DIN 40X4	St	160	40	5019 35 5
5052 DIN 40X5	St	200	30	5019 36 0

Stainless steel flat conductor




Type	Material symbol	Cross-section mm ²	Pack. m	Item No.
5052 V2A 30X3.5	V2A	105	50	5018 50 1
5052 V4A 30X3.5	V4A	105	50	5018 70 6
5052 V4A 30X3.5	V4A	105	25	5018 73 0

Copper flat conductor




Type	Material symbol	Cross-section mm ²	Pack. m	Item No.
FL 20-CU	Cu	50	45	5021 80 4

Round cable, galvanised steel




Type	Material symbol	Cross-section mm ²	Pack. m	Item No.
RD 8-FT	St	50	125	5021 08 1
RD 10	St	78	80	5021 10 3

Round cable, galvanised steel with PVC jacketing




Type	Material symbol	Cross-section mm ²	Pack. m	Item No.
RD 10-PVC	St	78	75	5021 16 2

Round cable, aluminium




Type	Material symbol	Cross-section mm ²	Pack. m	Item No.
RD 8-ALU	Al	50	150	5021 28 6
RD 8-ALU-T	Al	50	150	5021 29 4
RD 10-ALU	Al	78	95	5021 30 8

Round cable, aluminium, with PVC sheathing




Type	Material symbol	Cross-section mm ²	Pack. m	Item No.
RD 8-PVC	Al	50	100	5021 33 2

Round cable, stainless steel




Type	Material symbol	Cross-section mm ²	Pack. m	Item No.
RD 8-V2A	V2A	50	125	5021 23 5
RD 10-V2A	V2A	78	50	5021 22 7
RD 10-V2A	V2A	78	80	5021 23 9

Round cable, stainless steel, V4A




Type	Material symbol	Cross-section mm ²	Pack. m	Item No.
RD 8-V4A	V4A	50	125	5021 64 4
RD 10-V4A	V4A	78	50	5021 64 2
RD 10-V4A	V4A	78	80	5021 64 7
RD 10-V4A 20	V4A	78	20	5021 64 0

Round cable, copper



Type	Material symbol	Cross-section mm ²	Pack. m	Item No.
RD 8-CU	Cu	50	100	5021 48 0
RD 10-CU	Cu	78	50	5021 50 2


Copper cable



Type	Material symbol	Cross-section mm ²	Pack. m	Item No.
S 11-CU	Cu	70	50	5021 65 4
S 9-CU	Cu	50	100	5021 65 2


Earthing clips

Earthing clip, type 925




Type	Material symbol	Clamping range D mm	Pack. pcs	Item No.
925 1/4	St	11.5-13.5	25	5040 03 5
925 3/8	St	15.2-17.2	25	5040 05 1
925 1/2	St	19.3-21.3	25	5040 07 8
925 3/4	St	24.9-26.9	25	5040 09 4
925 1	St	31.7-33.7	25	5040 11 6
925 1 1/4	St	40.4-42.4	25	5040 13 2
925 1 1/2	St	46.3-48.3	20	5040 15 9

Earthing terminal for fastening on earthing strap



Type	Material symbol	Pack. pcs	Item No.
928	CuZn	10	5040 50 7

Earthing clip, type 942




Type	Material symbol	Clamping range D mm	Pack. pcs	Item No.
942 11	Cu	8-11	10	5038 01 4
942 15	Cu	13-15	10	5038 03 0
942 18	Cu	16-18	10	5038 05 7
942 22	Cu	19-22	10	5038 07 3
942 28	Cu	24-28	10	5038 08 1
942 35	Cu	30-35	10	5038 11 1
942 43	Cu	39-43	10	5038 13 8
942 49	Cu	44-49	10	5038 15 4



Earthing systems


Earthing clips

Earthing strap, type 950




Type	Material symbol	Clamping range D mm	Pack. pcs	Item No.
950 Z 1/4	Zn	12-14	10	5050 03 0
950 Z 3/8	Zn	15.5-17.5	10	5050 05 7
950 Z 1/2	Zn	20-22.5	10	5050 07 3
950 Z 3/4	Zn	25-28	10	5050 08 1
950 Z 1	Zn	31.5-34.5	10	5050 11 1
950 Z 1 1/4	Zn	40.5-43.5	10	5050 13 8
950 Z 1 1/2	Zn	46.5-49.5	10	5050 15 4
950 Z 1 3/4	Zn	51-54	10	5050 17 0
950 Z 2	Zn	58.5-61.5	10	5050 19 7

Earthing clip, type 952




Type	Material symbol	Clamping range D mm	Pack. pcs	Item No.
952 Z 1/2	St	18.5-21.5	5	5052 07 6
952 Z 3/4	St	24-27	5	5052 09 2
952 Z 1	St	30.5-33.5	5	5052 11 4
952 Z 1 1/4	St	39.5-42.5	5	5052 13 0
952 Z 1 1/2	St	45.5-48.5	5	5052 15 7
952 Z 2	St	57-60	5	5052 18 1

Earthing terminal, type 951




Type	Material symbol	Pack. pcs	Item No.
951	V2A	10	5051 50 9

Connection terminal, equipotential bonding, Rd 8-10 mm




Type	Material symbol	Fit mm	Pack. pcs	Item No.
249 8-10 ST-OT	St	Rd 8-10	100	5311 53 3

Connection terminal, equipotential bonding, Rd 8-10 mm




Type	Dimension A mm	Fit mm	Pack. pcs	Weight kg/100 pcs.	Item No.
249 8-10 ALU-OT	44	Rd 8-10	100	2.100	5311 58 5

Connection terminal, equipotential bonding, Rd 8-10 mm




Type	Material symbol	Fit mm	Pack. pcs	Item No.
249 8-10 VA-OT	V2A	Rd 8-10	100	5311 55 4

Connection terminal, equipotential bonding, Rd 8-10 mm




Type	Material symbol	Fit mm	Pack. pcs	Item No.
249 8-10 CU-OT	Cu	Rd 8-10	100	5311 53 0

Connection terminal, equipotential bonding, Rd 16 mm




Type	Material symbol	Fit mm	Pack. pcs	Item No.
249 VA-OT	V2A	16	100	5311 57 3

Earth connection terminal for round cable and flat conductor




Type	Material symbol	Pack. pcs	Item No.
937 50	St	10	5043 01 8

Earthing terminal for cables and flat conductors




Type	Shipping box pcs	Pack. pcs	Weight kg/100 pcs.	Item No.
939	150	25	5.930	5043 10 7

Clip branch terminal




Type	Connection option 1	Pack. pcs	Item No.
470 4-16	-	50	5064 01 5

Earthing screw with fastening thread




Type	Material symbol	Thread	Cross-section mm ²	Pack. pcs	Item No.
B 33020	CuZn	M6	25	50	6404 00 6
B 33021	CuZn	M6	35	50	6404 01 4

Clamp clips for screen connection



Type	Clamping range D mm	For rail with slot width mm	Pack. pcs	Item No.
2056N SAS 8 VA	4-8	11-12	50	1167 00 6
2056N SAS 12 VA	8-12	11-12	50	1167 01 4
2056N SAS 16 VA	12-16	11-12	50	1167 02 2
2056N SAS 22 VA	16-22	11-12	50	1167 03 0
2056N SAS 28 VA	22-28	11-12	50	1167 04 9


Profile rail



Type	Dimension W x H mm	Material thickness mm	Length mm	Pack. m	Item No.
2066 2M FT	25 x 12	1.5	2000	20	1117 02 5
2066 2M FS	25 x 12	1.5	2000	20	1117 03 3


Deep earther and plate earther

Earthing rod for standard applications




Type	Material symbol	Length mm	Pack. pcs	Item No.
219 20 ST FT	St	1000	5	5000 74 2
219 20 ST FT	St	1500	5	5000 75 0
219 25 ST FT	St	1500	5	5000 76 9

LightEarth earthing rod




Type	Material symbol	Inter- face	Length mm	Pack. pcs	Item No.
LE ERDER FT	St	FT	1500	5	5000 30 0

LightEarth earthing rod, V4A




Type	Material symbol	Inter- face	Length mm	Pack. pcs	Item No.
LE ERDER V4A	V4A	—	1500	5	5000 33 5

BP earthing rod




Type	Material symbol	Length mm	Pack. pcs	Item No.
219 20 BP FT	St	1500	5	5000 94 7
219 25 BP FT	St	1500	5	5000 95 5

BP earthing rod




Type	Material symbol	Length mm	Pack. pcs	Item No.
219 20 BP V4A	V4A	1000	5	5000 85 8
219 20 BP V4A	V4A	1500	5	5000 86 6

BP earthing rod with copper sheath




Type	Material symbol	Length mm	Pack. pcs	Item No.
219 20 BP CU	St	1500	6	5000 50 5

OMEX earthing rod




Type	Material symbol	Length mm	Pack. pcs	Item No.
219 20 OMEX FT	St	1500	5	5000 01 7
219 20 OMEX FT	St	2000	5	5000 20 3
219 25 OMEX FT	St	1500	5	5000 02 5

Impact point for LightEarth earthing rod




Type	Material symbol	Inter- face	Pack. pcs	Item No.
LE SPITZE	St	FT	5	3041 40 9

Impact point for ST and BP earthing rod




Type	Material symbol	For deep earthers Ø mm	Pack. pcs	Item No.
1819 20BP	TG	20	5	3041 21 2
1819 25BP	TG	25	5	3041 95 6

Impact point for OMEX earthing rod




Type	Material symbol	For deep earthers Ø mm	Pack. pcs	Item No.
1819 20	TG	20	5	3041 20 4
1819 25	TG	25	5	3041 25 5

Impact head for LightEarth earthing rod




Type	Material symbol	Inter- face	Pack. pcs	Item No.
LE KOPF	St	FT	1	3042 30 8

Impact head for earthing rods ST, BP and OMEX




Type	Material symbol	For deep earthers Ø mm	Pack. pcs	Item No.
1820 20	St	20	1	3042 20 0
1820 25	St	25	1	3042 25 1

Hammer insert, type 2500, for earthing rods ST, BP and OMEX




Type	For deep earthers Ø mm	Pack. pcs	Item No.
2500 20	20	1	3043 20 7
2500 25	25	1	3043 25 8

Hammer insert, type 2510, for earthing rods ST, BP and OMEX




Type	For deep earthers Ø mm	Pack. pcs	Item No.
2510 20	20	1	3043 31 2

Hammer insert, type 2520, for earthing rods ST, BP and OMEX




Type	For deep earthers Ø mm	Pack. pcs	Item No.
2520 20	20	1	3043 70 3
2520 25	25	1	3043 75 4

Hammer insert, type 2530, for earthing rods ST, BP and OMEX




Type	For deep earthers Ø mm	Pack. pcs	Item No.
2530 20	20	1	3043 40 1
2530 25	25	1	3043 45 2

Hammer insert, type 2531, for earthing rods ST, BP and OMEX




Type	For deep earthers Ø mm	Pack. pcs	Item No.
2531 20	20	1	3043 90 8

Hammer insert, type 2535, for earthing rods ST, BP and OMEX



Type	For deep earthers Ø mm	Pack. pcs	Item No.
2535 20	20	1	3043 91 6
2535 25	25	1	3044 91 2

Hammer insert, type 2536, for earthing rods ST, BP and OMEX




Type	For deep earthers Ø mm	Pack. pcs	Item No.
2536 20	20	1	3044 90 4
2536 25	25	1	3044 83 1



Earthing systems


Deep earther and plate earther

Hammer insert for LightEarth earthing rod




Type	Version	Pack.	Item No.
		pcs	
LE HAMMER-W	Wacker	1	3043 60 6
LE HAMMER-H	Hilti	1	3043 61 0
LE HAMMER-B	Bosch	1	3043 61 4
LE HAMMER-SDS-M	SDS-Max	1	3043 60 2
LE HAMMER-AC	Atlas Copco	1	3043 61 8
LE HAMMER-B-II	—	1	3043 62 8

Interception/earth entry rod, rounded-off on both sides




Type	Material symbol	Length	Pack.	Item No.
		mm	pcs	
101 A-1500	St	1500	10	5400 15 5

Interception/earth entry rod, rounded-off on both sides




Type	Material symbol	Length	Pack.	Item No.
		mm	pcs	
200 V4A-1500	—	1500	10	5420 50 4
200 V4A-2000	V4A	2000	10	5420 53 9

Interception/earth entry rod, rounded-off on both sides




Type	Material symbol	Length	Pack.	Item No.
		mm	pcs	
101 A-CU	Cu	1500	10	5400 62 7

Interception/earth entry rod with connection tabs




Type	Material symbol	Length	Pack.	Item No.
		mm	pcs	
101 F1500	St	1500	10	5424 15 1
101 F2000	St	2000	10	5424 20 8

Earth entry rod, tapered and partially insulated




Type	Material symbol	Length	Pack.	Item No.
		mm	pcs	
204 KS-2000	St	2000	1	5430 01 1
204 KS-2500	St	2500	1	5430 06 2

Earth entry rod with separating piece and connector




Type	Fit	Pack.	Item No.
	mm	pcs	
204 KL-1500	Rd 8-10	10	5430 15 1

Profile earthing rod connection with connecting lug




Type	Material symbol	Length	Pack.	Item No.
		mm	pcs	
213 1000 DIN	St	1000	5	5003 00 8
213 1500 DIN	St	1500	5	5003 01 6
213 2000 DIN	St	2000	5	5003 02 4
213 2500 DIN	St	2500	3	5003 03 2
213 3000 DIN	St	3000	3	5003 04 0

Profile earthing rod connection with strip steel lug




Type	Material symbol	Length	Pack.	Item No.
		mm	pcs	
213 1500 M	St	1500	3	5003 26 1
213 2000 M	St	2000	3	5003 28 8
213 2500 M	St	2500	3	5003 29 6
213 3000 M	St	3000	3	5003 31 8

Profile earthing rod connection with round cable lug



Type	Material symbol	Length	Pack.	Item No.
		mm	pcs	
213 1500 F	St	1500	3	5003 77 6
213 2000 F	St	2000	3	5003 78 4


Earthing plate



Type	Dimension B x L x S	Pack.	Item No.
	mm	pcs	
1816 F-500X1000	500 x 1000 x 3	1	5009 22 7
1816 F-1000X1000	1000 x 1000 x 3	1	5009 23 5


Connection material

Connection clip for earthing rod to round cables Rd 8–10




Type	Material symbol	Fit	Pack.	Item No.
		mm	pcs	
2710 20	St	Rd 8-10	5	5001 21 8
2710 25	St	Rd 8-10	5	5001 22 6

Connection clip for earthing rod on flat conductor




Type	Material symbol	For deep earthers Ø mm	Pack.	Item No.
		mm	pcs	
2730 25 FT	St	25	5	5001 41 2
2730 20 FT	St	20	5	5001 40 4

Connection clip for earthing rod on flat conductor




Type	Material symbol	For deep earthers Ø mm	Pack.	Item No.
		mm	pcs	
2730 20 VA	V2A	20	5	5001 36 6

Connection clip for earthing rod, universal




Type	Material symbol	Fit	Pack.	Item No.
		mm	pcs	
2760 20 FT	St	Rd 8-10/FL40	5	5001 64 1
2760 B-20 FT	St	Rd 8-10/FL40	20	5001 74 9
2760 25 FT	St	Rd 8-10/FL40	5	5001 66 8

Connection clip for earthing rod, universal



Type	Material symbol	Fit	Pack.	Item No.
		mm	pcs	
2760 20 VA	V2A	Rd 8-10/FL40	5	5001 61 7
2760 B-20 VA	V2A	Rd 8-10/FL40	20	5001 62 5
2760 20 V4A	V4A	Rd 8-10/FL40	5	5001 63 3
2760 25 V4A	V4A	Rd 8-10/FL40	5	5001 67 2


Connection clip for earthing rod or cables



Type	Material symbol	Fit	Pack.	Item No.
		mm	pcs	
2745 20 MS	CuZn	7-12.5/S95 mm²	5	5001 56 0


Connection material

Cross-connector for flat conductor




Type	Fit	Material symbol	Pack.	Item No.
	mm		pcs	
255 A-FL30 FT	max. FL30	St	20	5314 53 4

Cross-connector for flat conductor, with intermediate plate




Type	Fit	Material symbol	Pack.	Item No.
	mm		pcs	
255 30	max. FL30	St	20	5314 51 8

DIN cross-connector for flat conductor




Type	Fit	Material symbol	Pack.	Item No.
	mm		pcs	
256 A-DIN 30 FT	max. FL30	St	10	5314 65 8
256 A-DIN 40 FT	max. FL40	St	10	5314 66 6

DIN cross-connector for flat conductor




Type	Fit	Material symbol	Pack.	Item No.
	mm		pcs	
256 A-DIN 30 VA	max. FL30	V2A	10	5314 72 0
256 A-DIN 30 V4A	max. FL30	V4A	10	5314 65 9

DIN cross-connector for flat conductor, with intermediate plate




Type	Fit	Material symbol	Pack.	Item No.
	mm		pcs	
256 DIN 30 FT	max. FL30	St	10	5314 61 5
256 DIN 40 FT	max. FL40	St	10	5314 62 3

DIN cross-connector for flat conductor, with intermediate plate




Type	Fit	Material symbol	Pack.	Item No.
	mm		pcs	
256 DIN 30 V4A	max. FL30	V4A	10	5314 61 6

Cross-connector for round cables, Rd 8-10




Type	Fit	Material symbol	Pack.	Item No.
	mm		pcs	
253 8X8	Rd 8-10	St	25	5312 60 4

Cross-connector with intermediate plate for round cables, Rd 8-10




Type	Fit	Material symbol	Pack.	Item No.
	mm		pcs	
252 8-10 FT	Rd 8-10	St	25	5312 31 0

Cross-connector with intermediate plate for round cables, Rd 8-10




Type	Fit	Material symbol	Pack.	Item No.
	mm		pcs	
252 8-10 V4A	Rd 8-10	V4A	10	5312 31 8

Cross-connector with intermediate plate for round cables, Rd 8-10




Type	Fit	Material symbol	Pack.	Item No.
	mm		pcs	
252 8-10 CU	Rd 8-10	Cu	10	5312 41 8

Cross-connector for round cables, Rd 8-10 x Rd 16




Type	Fit	Material symbol	Pack.	Item No.
	mm		pcs	
253 10X16	Rd 8-10 x 16	St	25	5312 80 9

Cross-connector with intermediate plate for round cables, Rd 8-10 x Rd 16




Type	Fit	Material symbol	Pack.	Item No.
	mm		pcs	
252 8-10X16 FT	Rd 8-10 x 16	St	25	5312 34 5

Cross-connector with intermediate plate for round cables, Rd 8-10 x Rd 16




Type	Fit	Material symbol	Pack.	Item No.
	mm		pcs	
252 8-10x16 V4A	Rd 8-10 x 16	V4A	10	5312 34 6

Cross-connector with intermediate plate for round cables, Rd 8-10 x Rd 16




Type	Fit	Material symbol	Pack.	Item No.
	mm		pcs	
252 8-10X16 CU	Rd 8-10 x 16	Cu	10	5312 44 2

Cross-connector for flat conductors and round cables




Type	Fit	Material symbol	Pack.	Item No.
	mm		pcs	
252 8-10XFL30 FT	8-10 x FL30	St	25	5312 65 5

Cross-connector for flat conductors and round cables




Type	Fit	Material symbol	Pack.	Item No.
	mm		pcs	
252 8-10xFL30V4A	8-10 x FL30	V4A	10	5312 65 6

Cross-connector for flat conductors and round cables




Type	Fit	Material symbol	Pack.	Item No.
	mm		pcs	
250	Rd 8-10/FL30	St	25	5312 90 6

Cross-connector for flat conductors and round cables




Type	Fit	Material symbol	Pack.	Item No.
	mm		pcs	
250 VA	Rd 8-10/FL30	V2A	25	5312 92 2
250 V4A	Rd 8-10/FL30	V4A	10	5312 92 5

Diagonal clamp




Type	Material symbol	Fit	Pack.	Item No.
		mm	pcs	
250 A-FT	St	Rd 6-22/max. FL50	25	5313 01 5
250 AS-FT	St	Rd 6-22/max. FL50	25	5313 03 1

Diagonal clamp



Type	Material symbol	Fit	Pack.	Item No.
		mm	pcs	
250 A-VA	V2A	Rd 6-22/max. FL50	10	5313 02 3

Diagonal clamp with bolt




Type	Material symbol	Fit	Pack.	Item No.
		mm	pcs	
250 A-BO	St	Rd 6-22/max. FL50	25	5313 06 6



Earthing systems


Connection material

Parallel clamp




Type	Material symbol	Fit	Pack.	Item No.
		mm	pcs	
259 A ST	St	Ø 10-20	25	5315 55 7
259 A FT	St	Ø 10-20	25	5315 51 4

Parallel clamp




Type	Material symbol	Fit	Pack.	Item No.
		mm	pcs	
259 A VA	V2A	Ø 10-20	10	5315 52 2

Variable earthing terminal




Type	Material symbol	Fit	Pack.	Item No.
		mm	pcs	
1813 KL	St	FL30 x Rd 8-10	50	5014 42 5

Connection terminal for round cable




Type	Material symbol	Fit	Pack.	Item No.
		mm	pcs	
1818	St	Rd 8-10	10	5012 01 5

Connection terminal for reinforced steels




Type	Material symbol	Fit	Pack.	Item No.
		mm	pcs	
1814 ST	St	FL30x5 x Rd8-14	25	5014 47 6
1814 FT	St	FL30x5 x Rd8-14	25	5014 46 8

Earthing fixed point




Type	Thread	Pack.	Item No.
		pcs	
205 B-M10 VA	M10	10	5420 00 8
205 B-M12 VA	M12	10	5420 01 6

End piece




Type	Material symbol	Pack.	Item No.
		pcs	
5011	St	10	5304 99 7

End piece




Type	Material symbol	Pack.	Item No.
		pcs	
5011 VA M10	V4A	10	5334 93 4
5011 VA M12	V4A	10	5334 94 2

Wedge connector




Type	Material symbol	Fit	Pack.	Item No.
		mm	pcs	
1813 DIN	St	10/FL30 x FL30	5	5014 21 2

Spacer




Type	Material symbol	Fit	Pack.	Item No.
		mm	pcs	
1811	St	10/FL30 x 3,5	25	5014 01 8
1811 L	St	10/FL30 x 3,5	25	5014 02 6

Expansion piece




Type	Material symbol	Pack.	Item No.
		pcs	
1807	Al	1	5016 14 2

Earthing connection block




Type	Material symbol	Length	Pack.	Item No.
		mm	pcs	
1805 2 FT	St	200	10	5016 02 9
1805 4 FT	St	302	20	5016 03 7
1805 6 FT	St	404	10	5016 04 5

Earthing connection block




Type	Material symbol	Length	Pack.	Item No.
		mm	pcs	
1805 2 VA	V4A	200	10	5016 09 6
1805 4 VA	V4A	302	20	5016 11 8
1805 6 VA	V4A	404	10	5016 12 6

Cable bracket for flat conductor




Type	Material symbol	Pack.	Item No.
		pcs	
113 BZ-FL	Zn	100	5230 44 6
113 B-Z-HD-FL	Zn	100	5230 46 2

Cable bracket for Rd 8–10 and FL 30




Type	Pack.	Item No.
	pcs	
835	1	5033 20 9

Spacer clip for flat conductor with fastening hole Ø 6.5




Type	Material symbol	Fit	Pack.	Item No.
		mm	pcs	
831 30	St	max. FL30	25	5032 03 2
831 40	St	max. FL40	25	5032 04 0

Spacer clip for flat conductor, with fastening hole Ø 7




Type	Material symbol	Fit	Pack.	Item No.
		mm	pcs	
832 30	St	max. FL30	25	5032 53 9
832 40	St	max. FL40	25	5032 54 7

Spacer clip for flat conductor, with threaded connection M6




Type	Material symbol	Fit	Pack.	Item No.
		mm	pcs	
831 30 M6	St	max. FL30	25	5032 23 7
831 40 M6	St	max. FL40	25	5032 24 5

Spacer clip for flat conductor, with polyamide base




Type	Material symbol	Fit	Pack.	Item No.
		mm	pcs	
833 35	St	max. FL30	25	5033 03 9

Spacer clip for flat conductor, with wood screw and spacer



Type	Material symbol	Fit	Pack.	Item No.
		mm	pcs	
370 H	St	max. FL30	100	5025 20 6


Spacer clip for flat conductor, with steel spreading anchor Ø 10



Type	Material symbol	Fit	Pack.	Item No.
		mm	pcs	
710 30	St	max. FL30	25	5028 03 5
710 40	St	max. FL40	25	5028 04 3


Connection material

Spacer clip for flat conductor, with square pin



Type	Material symbol	Fit	Pack.	Item No.
		mm	pcs	
708 30 SP	St	max. FL30	50	5030 02 1


Spacer clip for flat conductor, with wood screw



Type	Material symbol	Fit	Pack.	Item No.
		mm	pcs	
708 30 HG	St	max. FL30	50	5030 23 4
708 40 HG	St	max. FL40	50	5030 24 2


Holders and accessories

Plastic corrosion protection strip




Type	Pack.	Item No.
	pcs	
356 50	1	2360 05 5
356 100	1	2360 10 1

Strip steel crimp




Type	Material symbol	Fit	Pack.	Item No.
		mm	pcs	
366 35	St	max. FL30	100	5059 35 6
366 50	St	max. FL30	100	5059 49 6

Number plates




Type	Fit	Pack.	Item No.
	mm	pcs	
311 N-ALU 8-10	RD 8 - 10 / FL30	5	3049 25 6
311 N-ALU 16	RD 16 - FL30	5	3049 34 5

Number plates



Type	Fit	Pack.	Item No.
	mm	pcs	
311 N-VA 8-10	RD 8 - 10 / FL30	5	3049 22 1
311 N-VA 16	RD 16 - FL30	5	3049 32 9

Number plates



Type	Fit	Pack.	Item No.
	mm	pcs	
311 N-CU 8-10	RD 8 - 10 / FL30	5	3049 20 5
311 N-CU 16	RD 16 - FL30	5	3049 30 2






**Interceptor and
arrestor systems**

A square QR code located on the left side of the orange text box, used for linking to more information.

Air termination and down conductor systems


Cable material

Galvanised steel flat conductor for earth




Type	Material symbol	Cross-section mm ²	Pack. m	Item No.
5052 DIN 20X2.5	St	50	122	5019 34 0
5052 DIN 25X3	St	75	84	5019 34 2
5052 DIN 30X3	St	90	71	5019 34 4
5052 DIN 30X3.5	St	105	30	5019 34 5
5052 DIN 30X3.5	St	105	60	5019 34 7
5052 DIN 30X4	St	120	52	5019 35 0
5052 DIN 40X4	St	160	40	5019 35 5
5052 DIN 40X5	St	200	30	5019 36 0

Stainless steel flat conductor




Type	Material symbol	Cross-section mm ²	Pack. m	Item No.
5052 V2A 30X3.5	V2A	105	50	5018 50 1
5052 V4A 30X3.5	V4A	105	50	5018 70 6
5052 V4A 30X3.5	V4A	105	25	5018 73 0

Flat conductor, copper




Type	Material symbol	Cross-section mm ²	Pack. m	Item No.
FL 20-CU	Cu	50	45	5021 80 4

Round cable, galvanised steel




Type	Material symbol	Cross-section mm ²	Pack. m	Item No.
RD 8-FT	St	50	125	5021 08 1
RD 10	St	78	80	5021 10 3

Round cable, galvanised steel with PVC jacketing




Type	Material symbol	Cross-section mm ²	Pack. m	Item No.
RD 10-PVC	St	78	75	5021 16 2

Round cable, aluminium




Type	Material symbol	Cross-section mm ²	Pack. m	Item No.
RD 8-ALU	Al	50	150	5021 28 6
RD 8-ALU-T	Al	50	150	5021 29 4
RD 10-ALU	Al	78	95	5021 30 8

Round cable, aluminium with PVC sheathing




Type	Material symbol	Cross-section mm ²	Pack. m	Item No.
RD 8-PVC	Al	50	100	5021 33 2

Round cable, stainless steel




Type	Material symbol	Cross-section mm ²	Pack. m	Item No.
RD 8-V2A	V2A	50	125	5021 23 5
RD 10-V2A	V2A	78	50	5021 22 7
RD 10-V2A	V2A	78	80	5021 23 9

Round cable, stainless steel, V4A




Type	Material symbol	Cross-section mm ²	Pack. m	Item No.
RD 8-V4A	V4A	50	125	5021 64 4
RD 10-V4A	V4A	78	50	5021 64 2
RD 10-V4A	V4A	78	80	5021 64 7
RD 10-V4A 20	V4A	78	20	5021 64 0

Round cable, copper



Type	Material symbol	Cross-section mm ²	Pack. m	Item No.
RD 8-CU	Cu	50	100	5021 48 0
RD 10-CU	Cu	78	50	5021 50 2


Copper cable



Type	Material symbol	Cross-section mm ²	Pack. m	Item No.
S 9-CU	Cu	50	100	5021 65 2
S 11-CU	Cu	70	50	5021 65 4


Interception system

Stand for FangFix Junior system




Type	Length mm	Pack. pcs	Item No.
F-FIX-JUNIOR	1000	10	5403 30 8

Interception rod for FangFix-Junior




Type	Material symbol	Length mm	Pack. pcs	Item No.
101 J1000	Al	1000	10	5401 97 0

Base for FangFix Junior




Type	Pack. pcs	Item No.
F-FIX-BASIS	10	5403 32 4

Interception tip




Type	Fit mm	Fit mm	Pack. pcs	Item No.
120 A	-	Rd 8-10	10	5405 06 8

Tapered pipe interception rod



Type	Material symbol	Length mm	Pack. pcs	Item No.
101 VL1500	Al	1500	10	5401 98 0
101 VL2000	Al	2000	10	5401 98 3
101 VL2500	Al	2500	10	5401 98 6
101 VL3000	Al	3000	10	5401 98 9
101 VL3500	Al	3500	10	5401 99 3
101 VL4000	Al	4000	10	5401 99 5

Interception/earth entry rod, rounded-off on both sides




Type	Material symbol	Length mm	Pack. pcs	Item No.
101 A-1500	St	1500	10	5400 15 5



Air termination and down conductor systems


Interception system

Interception/earth entry rod, rounded-off on both sides




Type	Material symbol	Length mm	Pack. pcs	Item No.
200 V4A-1500	—	1500	10	5420 50 4
200 V4A-2000	V4A	2000	10	5420 53 9

Interception/earth entry rod, rounded-off on both sides




Type	Material symbol	Length mm	Pack. pcs	Item No.
101 A-CU	Cu	1500	10	5400 62 7

Stand for FangFix system 16 kg




Type	Thread	Pack. pcs	Item No.
F-FIX-16	—	1	5403 20 0
F-FIX-16B	—	54	5403 20 5

Concrete block for FangFix-System 16 kg




Type	Nominal size Ø mm	Pack. pcs	Item No.
F-FIX-S16	365	1	5403 22 7

Base for FangFix system 16 kg




Type	Nominal size Ø mm	Pack. pcs	Item No.
F-FIX-B16	373	10	5403 23 5

Stand for FangFix system 10 kg




Type	Fit mm	Nominal size Ø mm	Pack. pcs	Item No.
F-FIX-10	Rd 8	295	1	5403 10 3
F-FIX-10B	Rd 8	295	72	5403 11 0

Concrete block for FangFix system 10 kg




Type	Nominal size Ø mm	Pack. pcs	Item No.
F-FIX-S10	289	1	5403 11 7

Base for FangFix system 10 kg




Type	Nominal size Ø mm	Pack. pcs	Item No.
F-FIX-B10	295	10	5403 12 4

Terminal for FangFix system




Type	Fit mm	Pack. pcs	Item No.
F-FIX-KL	Rd 8	5	5403 21 9

Interception rod, one end rounded




Type	Material symbol	Length mm	Pack. pcs	Item No.
101 ALU-1000	Al	1000	10	5401 77 1
101 ALU-1500	Al	1500	10	5401 80 1
101 ALU-2000	Al	2000	10	5401 83 6
101 ALU-2500	Al	2500	10	5401 85 2
101 ALU-3000	Al	3000	5	5401 87 9

Interception rod, one end rounded with connection strap




Type	Material symbol	Length mm	Pack. pcs	Item No.
101 A-L100	St	1000	10	5402 80 8
101 A-L150	St	1500	10	5402 85 9

Stand 16 kg with female thread




Type	Thread	Pack. pcs	Item No.
101 B-16 M16	M16	1	5402 95 6

Stand 6.9 kg with female thread




Type	Thread	Pack. pcs	Item No.
101 ST	M16	4	5402 89 1

Interception/earth entry rod with connection tabs




Type	Material symbol	Length mm	Pack. pcs	Item No.
101 F1000	St	1000	10	5424 10 0
101 F1500	St	1500	10	5424 15 1
101 F2000	St	2000	10	5424 20 8

Interception/earth entry rod with connection tabs and connector




Type	Material symbol	Length mm	Pack. pcs	Item No.
101 G1000	St	1000	10	5402 10 7
101 G1500	St	1500	10	5402 15 8

Interception rod holder for sloping roof




Type	Material symbol	Connection	Pack. pcs	Item No.
SD-Fix	V2A	Round cable	1	5403 33 5

Interception rod holder for ridge tiles




Type	Material symbol	Dimension L mm	Pack. pcs	Item No.
F-FIX-132	V2A	110	1	5403 33 0
F-Fix-132-300	V2A	300	1	5403 33 3

Mushroom-shaped interceptor with connectors



Type	Fit mm	Dimension D Ø mm	Pack. pcs	Weight kg/100 pcs.	Item No.
128 F	Rd 8-10/ FL30	80	5	40.000	5405 76 9

Roof penetration



Type	Fit mm	Pack. pcs	Item No.
330 K	Rd 8-10/ FL20 u. FL30	5	5201 10 1

Interception rod systems

isFang interception rod				
Type	Nominal size Ø		Pack.	Item No.
	mm		pcs	
101 3B-4000	40/16/10		1	5402 86 4
101 3B-4500	40/16/10		1	5402 86 6
101 3B-5000	40/16/10		1	5402 86 8
101 3B-5500	40/16/10		1	5402 87 0
101 3B-6000	40/16/10		1	5402 87 2
101 3B-6500	40/16/10		1	5402 87 4
101 3B-7000	40/16/10		1	5402 87 6
101 3B-7500	40/16/10		1	5402 87 8
101 3B-8000	40/16/10		1	5402 88 0

Insulated interception rod				
Type	Material symbol	Length	Pack.	Item No.
		mm	pcs	
isFang 4000 AL	GFK	4000	1	5408 94 3
isFang 6000 AL	GFK	6000	1	5408 94 7
isFang 4000	GFK	4000	1	5408 94 2
isFang 6000	GFK	6000	1	5408 94 6

isFang interception rod stand				
Type	Material symbol		Pack.	Item No.
			pcs	
isFang 3B-100 AL	Al		1	5408 96 6
isFang 3B-150 AL	Al		1	5408 96 7
isFang 3B-100	V2A		1	5408 96 8
isFang 3B-150	V2A		1	5408 96 9

Insulated interception rod for inner-routed isCon cable with side exit				
Type	Material symbol	Length	Pack.	Item No.
		mm	pcs	
isFang IN-A 4000	GFK	4000	1	5408 93 8
isFang IN-A 6000	GFK	6000	1	5408 94 0
isFang IN-A 8000	GFK	8000	1	5408 88 8
isFang IN-A10000	GFK	10000	1	5408 89 0

isFang interception rod stand with side exit				
Type	Material symbol		Pack.	Item No.
			pcs	
isFang 3B-100-A	V2A		1	5408 93 0
isFang 3B-150-A	V2A		1	5408 93 2
isFang 3B-250-A	V2A		1	5408 90 2

isFang-3B threaded rod				
Type	Material symbol	Dimension L	Pack.	Item No.
		mm	pcs	
isFang 3B-G1	V2A	270	3	5408 97 1
isFang 3B-G2	V2A	340	3	5408 97 2
isFang 3B-G3	V2A	430	3	5408 97 3
isFang 3B-G4	V2A	500	3	5408 90 5

Concrete block for FangFix-System 16 kg				
Type	Nominal size Ø		Pack.	Item No.
	mm		pcs	
F-FIX-S16	365		1	5403 22 7

Base for FangFix system 16 kg for mounting the isFang tripod				
Type	Nominal size Ø	Dimension D	Pack.	Item No.
	mm	mm	pcs	
F-FIX-B16 3B	373	25	10	5403 23 8

Insulated interception rod for inner-routed isCon cable				
Type	Material symbol			Item No.
isFang IN 4000	GFK			5408 93 4
isFang IN 6000	GFK			5408 93 6

isFang support for wall mounting, 15 mm spacing				
Type	Material symbol		Pack.	Item No.
			pcs	
isFang TW30	V2A		2	5408 95 2

isFang support for wall mounting, 80 mm spacing				
Type	Material symbol		Pack.	Item No.
			pcs	
isFang TW80	V2A		2	5408 95 0

isFang support for wall mounting, 200-300 mm spacing				
Type	Material symbol		Pack.	Item No.
			pcs	
isFang TW200	V2A		2	5408 95 4

Support for wall mounting, 200 mm spacing				
Type	Material symbol		Pack.	Item No.
			pcs	
isFang TW200 12	V2A		2	5408 91 0

isFang support for pipe mounting, ø 50-300 mm				
Type	Material symbol		Pack.	Item No.
			pcs	
isFang TR100	V2A		2	5408 95 6

isFang support for spaced pipe mounting, ø 50-300 mm				
Type	Material symbol		Pack.	Item No.
			pcs	
isFang TR100 100	V2A		2	5408 95 5
isFang TR100 200	V2A		2	5408 95 7
isFang TR100 300	V2A		2	5408 95 9

isFang support for pipe mounting, ø 40-50 mm				
Type	Material symbol		Pack.	Item No.
			pcs	
isFang TS40-50	V2A		2	5408 95 8

isFang support for pipe mounting, ø 50-60 mm				
Type	Material symbol		Pack.	Item No.
			pcs	
isFang TS50-60	V2A		2	5408 96 0


isFang support for corner pipe mounting, 50 x 50 mm				
Type	Material symbol		Pack.	Item No.
			pcs	
isFang TS50x50	V2A		2	5408 96 4



Air termination and down conductor systems


Tele interceptor mast systems

Tele lightning protection system 10 metre mast + stand




Type	Length	Materials combination	Pack.	Item No.
	mm		pcs	
irod 10	10000	Alu/ V2A	1	5400 81 0

Tele lightning protection system 12 metre mast + stand




Type	Length	Materials combination	Pack.	Item No.
	mm		pcs	
irod 12	12000	Alu/ V2A	1	5400 81 2

Tele lightning protection system 14 metre mast + stand




Type	Material symbol	Length	Materials combination	Pack.	Item No.
		mm		pcs	
irod 14	V2A	14000	Alu/ V2A	1	5400 81 4

Tele lightning protection system 19 metre mast + stand




Type	Material symbol	Length	Materials combination	Pack.	Item No.
		mm		pcs	
irod 19	V2A	19500	Alu/ V2A/ St (FT)	1	5400 81 7

isFang-3B threaded rod




Type	Material symbol	Dimension L	Pack.	Item No.
		mm	pcs	
isFang 3B-G1	V2A	270	3	5408 97 1
isFang 3B-G2	V2A	340	3	5408 97 2
isFang 3B-G3	V2A	430	3	5408 97 3
isFang 3B-G4	V2A	500	3	5408 90 5

Concrete block for FangFix-System 16 kg



Type	Nominal size Ø	Pack.	Item No.
	mm	pcs	
F-FIX-S16	365	1	5403 22 7


Base for FangFix system 16 kg for mounting the isFang tripod



Type	Nominal size Ø	Dimension D	Pack.	Item No.
	mm	mm	pcs	
F-FIX-B16 3B	373	25	10	5403 23 8


Roof cable holder

Ridge conductor holder with tensioning spring




Type	Material symbol	Fit	Pack.	Item No.
		mm	pcs	
132 U 35	V2A	Rd 8	20	5203 01 8

Ridge conductor holder with tensioning spring




Type	Material symbol	Fit	Pack.	Item No.
		mm	pcs	
132 U	V2A	Rd 8	20	5203 01 5

Ridge conductor holder with tensioning spring




Type	Material symbol	Fit	Pack.	Item No.
		mm	pcs	
132 U-CU	V2A	Rd 8	10	5203 02 3

Roof cable holder for ridge tiles, 185–260 mm, Rd 8




Type	Material symbol	Fit	Pack.	Item No.
		mm	pcs	
132 VA 35	V2A	Rd 8	20	5202 83 6

Roof cable holder for ridge tiles, 185–260 mm, Rd 8




Type	Material symbol	Fit	Pack.	Item No.
		mm	pcs	
132 VA	V2A	Rd 8	20	5202 83 3

Roof cable holder for ridge tiles, 185–260 mm, Rd 8




Type	Material symbol	Fit	Pack.	Item No.
		mm	pcs	
132 CU	Cu	Rd 8	10	5202 86 8

Roof cable holder for ridge tiles, 185–260 mm, Rd 8–10




Type	Material symbol	Fit	Pack.	Item No.
		mm	pcs	
132 K-VA	V2A	Rd 8-10	20	5202 51 5

Roof cable holder for ridge tiles, 158–260 mm, Rd 8–10




Type	Material symbol	Fit	Pack.	Item No.
		mm	pcs	
132 K-CU	Cu	Rd 8-10	10	5202 59 0

Roof cable holder for ridge tiles, 180–240 mm, Rd 8–10




Type	Material symbol	Fit	Pack.	Item No.
		mm	pcs	
132 N-DK	St	Rd 8-10	20	5202 56 6

Roof cable holder for ridge tiles with M8 threaded bolts




Type	Material symbol	Fit	Pack.	Item No.
		mm	pcs	
132 GB-M8	St	–	20	5202 56 8

Roof cable holder for tiled roofs, Rd 8



Type	Material symbol	Fit	Pack.	Item No.
		mm	pcs	
157 F-VA 230 35	V2A	Rd 8	20	5215 55 5
157 F-VA 280 35	V2A	Rd 8	20	5215 58 2
157 F-VA 410 35	V2A	Rd 8	20	5215 59 8


Roof cable holder for tiled roofs, Rd 8




Type	Material symbol	Fit	Pack.	Item No.
		mm	pcs	
157 F-VA 230	V2A	Rd 8	20	5215 55 2
157 F-VA 280	V2A	Rd 8	20	5215 57 9
157 F-VA 410	V2A	Rd 8	20	5215 59 5

Air termination and down conductor systems


Roof cable holder

 **Roof cable holder for tiled roofs, Rd 8**


Type	Material symbol	Fit	Pack.	Item No.
		mm	pcs	
157 F-CU 230	Cu	Rd 8	10	5216 19 2
157 F-CU 280	Cu	Rd 8	10	5216 20 6
157 F-CU 410	Cu	Rd 8	10	5216 25 7

 **Roof cable holder for tiled roofs, Rd 8-10**


Type	Material symbol	Fit	Pack.	Item No.
		mm	pcs	
157 FK-VA 230	V2A	Rd 8-10	20	5215 54 4
157 FK-VA 280	V2A	Rd 8-10	20	5215 58 7
157 FK-VA 410	V2A	Rd 8-10	20	5215 60 9

 **Roof cable holder for tiled roofs, Rd 8-10**


Type	Material symbol	Fit	Pack.	Item No.
		mm	pcs	
157 FK-CU 230	Cu	Rd 8-10	10	5216 18 4
157 FK-CU 280	Cu	Rd 8-10	10	5216 21 4
157 FK-CU 410	Cu	Rd 8-10	10	5216 26 5

 **Roof cable holder for tiled roofs, angled, Rd 8**


Type	Material symbol	Fit	Pack.	Item No.
		mm	pcs	
157 I-VA	V2A	Rd 8	20	5215 62 5

 **Roof cable holder for tiled roofs, angled, Rd 8**


Type	Material symbol	Fit	Pack.	Item No.
		mm	pcs	
157 I-CU	Cu	Rd 8	10	5215 74 9

 **Roof cable holder for tiled roofs, angled, flexible, Rd 8**


Type	Material symbol	Fit	Pack.	Item No.
		mm	pcs	
157 FX-AL	Al	Rd 8	20	5215 87 5

 **Roof cable holder for tiled roofs, angled, flexible, Rd 8**


Type	Material symbol	Fit	Pack.	Item No.
		mm	pcs	
157 FX-CU	Cu	Rd 8	10	5215 87 9

 **Roof cable holder for tiled roofs, angled, Rd 8-10**


Type	Material symbol	Fit	Pack.	Item No.
		mm	pcs	
157 IK-VA	V2A	Rd 8-10	20	5215 66 8

 **Roof cable holder for slated roofs, crimped, Rd 8**


Type	Material symbol	Fit	Pack.	Item No.
		mm	pcs	
157 E-VA 35	V2A	Rd 8	20	5215 50 4

 **Roof cable holder for slated roofs, crimped, Rd 8**


Type	Material symbol	Fit	Pack.	Item No.
		mm	pcs	
157 E-VA	V2A	Rd 8	20	5215 50 1

 **Roof cable holder for slated roofs, crimped, Rd 8**


Type	Material symbol	Fit	Pack.	Item No.
		mm	pcs	
157 E-CU	Cu	Rd 8	10	5215 80 3

 **Roof cable holder for slated roofs, crimped, Rd 8-10**


Type	Material symbol	Fit	Pack.	Item No.
		mm	pcs	
157 EK-VA	V2A	Rd 8-10	20	5215 83 8

 **Roof cable holder for slated roofs, crimped, Rd 8-10**


Type	Material symbol	Fit	Pack.	Item No.
		mm	pcs	
157 EK-CU	Cu	Rd 8-10	10	5215 85 4

 **Roof cable holder for slated roofs, Rd 8**


Type	Material symbol	Fit	Pack.	Item No.
		mm	pcs	
157 L-VA	V2A	Rd 8	20	5215 43 9

 **Roof cable holder for slated roofs, Rd 8**


Type	Material symbol	Fit	Pack.	Item No.
		mm	pcs	
157 L-CU	Cu	Rd 8	10	5215 47 1

 **Roof cable holder for slated roofs, Rd 8-10**


Type	Material symbol	Fit	Pack.	Item No.
		mm	pcs	
157 LK-VA	V2A	Rd 8-10	20	5215 37 4

 **Roof cable holder for slated roofs, Rd 8-10**


Type	Material symbol	Fit	Pack.	Item No.
		mm	pcs	
157 LK-CU	Cu	Rd 8-10	10	5215 38 2

 **Roof cable holder for tiled and slated roofs, Rd 8-10**


Type	Material symbol	Fit	Pack.	Item No.
		mm	pcs	
157 NB-VA	V2A	Rd 8-10	20	5215 27 7

 **Roof cable holder for tiled and slated roofs, 74 mm height**

Type	Material symbol	Fit	Pack.	Item No.
		mm	pcs	
157 ND-VA	V2A	Rd 8-10	20	5215 30 7

 **Roof cable holder for slated roofs with M8 threaded bolts**

Type	Material symbol	Fit	Pack.	Item No.
		mm	pcs	
157 GB-M8	V2A	—	20	5202 56 9


 **Roof cable holder for tiled, slated and corrugated roofs, with crossbar**

Type	Material symbol	Fit	Pack.	Item No.
		mm	pcs	
133 A	PA	Rd 8-10	20	5202 24 8




Air termination and down conductor systems


Roof cable holder

 **Roof cable holder for tiled, slated and corrugated roofs, with cable bracket**


Type	Material symbol	Fit	Pack.	Item No.
133 NB	PA	Rd 8-10	20	5202 21 3

 **Roof cable holder for tiled, slated and corrugated roofs, Rd 8**


Type	Material symbol	Fit	Pack.	Item No.
159 VA-V	V2A	Rd 8	20	5217 07 5

 **Roof cable holder for tiled, slated and corrugated roofs, Rd 8-10**


Type	Material symbol	Fit	Pack.	Item No.
159 K-VA	V2A	Rd 8-10	20	5216 81 8

 **Roof cable holder for flat roofs**


Type	Material symbol	Fit	Pack.	Item No.
165 MBG-8	PA/PE	Rd 8	12	5218 69 1
165 MBG-10	PA/PE	Rd 10	12	5218 67 5

 **Roof cable holder for flat roofs, with increased base section**


Type	Material symbol	Fit	Pack.	Item No.
165 MBG-8 200	PE	Rd 8	12	5218 74 8
165 MBG-10 200	PE	Rd 10	12	5218 75 6

 **Roof cable holder for flat roofs, without base**


Type	Material symbol	Fit	Pack.	Item No.
165 OBG-8	PE	Rd 8	12	5218 68 3

 **Roof cable holder for flat roofs, grey**


Type	Material symbol	Fit	Pack.	Item No.
165 MBG-8 GR	PA/PE	Rd 8	12	5218 69 3
165 MBG-10 GR	PA/PE	Rd 10	12	5218 67 7

 **Flat conductor adapter for roof cable holder, type 165/MBG**


Type	Material symbol	Fit	Pack.	Item No.
165 MBG HFL	PP	Rd 8	12	5218 88 5

 **Universal adapter for roof cable holder, type 165/MBG**


Type	Material symbol	Fit	Pack.	Item No.
165 MBG UH	PP	Rd 8	25	5218 88 2

 **Roof cable holder for flat roofs, plastic sleeve**


Type	Material symbol	Fit	Pack.	Item No.
165 KR	PE	Rd 8	50	5218 86 1

 **Roof cable holder for flat roofs, with raised cable bracket**


Type	Material symbol	Fit	Pack.	Item No.
165 KRB SO	—	Rd 8-10	9	5218 97 7

 **Roof cable holder for flat roofs, recyclable**

Type	Fit	Pack.	Item No.
165 R-8-10	Rd 8-10	10	5218 99 7


 **Roof cable holder, suitable for bonding straight to flat roofs**

Type	Material symbol	Fit	Pack.	Item No.
165 B 60	St	Rd 8-10	50	5218 81 0
165 B 100	St	Rd 8-10	50	5218 82 9


 **Roof cable holder, 55 mm, suitable for bonding straight to flat roofs**

Type	Material symbol	Fit	Pack.	Item No.
165 NBK 55	PA	Rd 8-10	75	5218 31 4


Cable bracket

 **Screwless cable bracket, raised construction type, for Rd 8 mm, through-way Ø 5 mm**


Type	Material symbol	Fit	Pack.	Item No.
177 35 VA M6	V2A	Rd 8	20	5207 34 2

 **Screwless cable bracket for Rd 8 mm, through-way Ø 5 mm**


Type	Material symbol	Fit	Pack.	Item No.
177 20 VA M6	V2A	Rd 8	20	5207 33 9

 **Screwless cable bracket for Rd 8 mm, through-way Ø 5 mm**


Type	Material symbol	Fit	Pack.	Item No.
177 20 VA-VK M6	V2A	Rd 8	20	5207 80 0

 **Screwless cable bracket for Rd 8 mm, through-way Ø 7 mm**

Type	Pack.	Item No.
177 20 VA M8	20	5207 34 7

 **Screwless cable bracket for Rd 8 mm, through-way Ø 7 mm**

Type	Pack.	Item No.
177 20 VA-VK M8	20	5207 81 9


 **Washer for cable bracket, type 177**

Type	Material symbol	Pack.	Item No.
177 U	PP	20	5207 37 1

Air termination and down conductor systems


Cable bracket

Screwless cable bracket for Rd 8 mm, fastening with screw and anchor




Type	Material symbol	Fit	Pack.	Item No.
		mm	pcs	
177 20 VA B-HD	V2A	Rd 8	50	5207 90 1

Universal cable bracket Rd 8–10 mm




Type	Material symbol	Fit	Pack.	Item No.
		mm	pcs	
177 20 M8	PA	Rd 8-10	20	5207 44 4
177 30 M8	PA	Rd 8-10	20	5207 46 0
177 55 M8	PA	Rd 8-10	20	5207 48 7

Universal cable bracket Rd 8–10 mm, copper-plated




Type	Material symbol	Fit	Pack.	Item No.
		mm	pcs	
177 20 CU	PA	Rd 8-10	10	5207 74 6
177 30 CU	PA	Rd 8-10	10	5207 75 4
177 55 CU	PA	Rd 8-10	10	5207 76 2

Universal cable bracket Rd 8–10 mm with pre-mounted wood screw




Type	Material symbol	Fit	Pack.	Item No.
		mm	pcs	
177 B-HD20	PA	Rd 8-10	50	5207 85 1
177 B-HD30	PA	Rd 8-10	50	5207 87 8

Bonding base




Type	Colour	Thread	Pack.	Item No.
194	Grey	M8	100	5207 25 8

Bonding base including industrial bonding pad




Type	Pack.	Item No.
194 K	20	5207 26 6

Cable bracket, Rd 8–10 mm with bonding base




Type	Material symbol	Fit	Pack.	Item No.
		mm	pcs	
177 20 KL	PA	–	50	5207 45 1

Cable bracket with crossbar Rd 8–10 mm




Type	Material symbol	Fit	Pack.	Item No.
		mm	pcs	
113 Z8-10	Zn	Rd 8-10	20	5229 96 0

Cable bracket with crossbar Rd 8–10 mm




Type	Material symbol	Fit	Pack.	Item No.
		mm	pcs	
113 B-Z-HD	Zn	Rd 8-10	100	5230 32 2

Cable bracket with crossbar Rd 8–10 mm




Type	Material symbol	Fit	Pack.	Item No.
		mm	pcs	
113 8-10	Zn	Rd 8-10	20	5230 21 7

Cable bracket with crossbar Rd 8–10 mm




Type	Material symbol	Fit	Pack.	Item No.
		mm	pcs	
113 B-MS-HD 8-10	Zn	Rd 8-10	100	5230 36 5

Cable bracket with hinged crossbar Rd 8–10 mm




Type	Fit	Pack.	Weight	Item No.
	mm	pcs	kg/100 pcs.	
113 Z-K 8-10	Rd 8-10	20	6.200	5229 96 1

Cable bracket with hinged crossbar Rd 8–10, 30 mm mounting height




Type	Material symbol	Fit	Pack.	Item No.
		mm	pcs	
168 8-10 M6	Zn	Rd 8-10	20	5229 16 2
168 DIN-K-M8	Zn	Rd 8-10	20	5229 83 9

Cable bracket with hinged crossbar Rd 8–10, 30 mm mounting height




Type	Material symbol	Fit	Pack.	Item No.
		mm	pcs	
168 ZN-M6	Zn	Rd 8-10	20	5229 36 7
168 DIN-K-M8	Zn	Rd 8-10	20	5229 38 3

Cable bracket with crossbar FL, 30 mm mounting height




Type	Material symbol	Fit	Pack.	Item No.
		mm	pcs	
168 FL40-M8	TG	FL 40	20	5229 55 3

Cable bracket with crossbar FL, 30 mm mounting height




Type	Material symbol	Fit	Pack.	Item No.
		mm	pcs	
168 FL30-M6	Zn	FL 30	20	5229 46 4
168 DIN 30	Zn	FL 30	20	5229 48 0

Cable bracket with crossbar Rd 8–10 mm, with square pin




Type	Material symbol	Fit	Pack.	Item No.
		mm	pcs	
163 70 FT	St	Rd 8-10	50	5223 07 5
163 100 FT	St	Rd 8-10	50	5223 10 5
163 150 FT	St	Rd 8-10	50	5223 15 6
163 200 FT	St	Rd 8-10	20	5223 20 2

Cable bracket with crossbar Rd 8–10 mm, with square pin




Type	Material symbol	Fit	Pack.	Item No.
		mm	pcs	
163 100 CU	Cu	Rd 8-10	10	5223 60 1

Cable bracket with crossbar FL 30 mm, with round pin




Type	Material symbol	Fit	Pack.	Item No.
		mm	pcs	
166 LS 70	St	FL30	50	5226 57 0

Cable bracket with crossbar Rd 8–10 mm, with wood screw thread



Type	Material symbol	Fit	Pack.	Item No.
		mm	pcs	
176 A 65	TG	Rd 8-10	50	5227 07 0
176 A 80	TG	Rd 8-10	50	5227 08 9
176 A 100	TG	Rd 8-10	50	5227 10 0
176 A 150	TG	Rd 8-10	20	5227 15 1

Base plate




Type	Material symbol	Pack.	Item No.
		pcs	
199 DIN	St	10	5208 01 7



Air termination and down conductor systems


Cable bracket

Hinge crossbar for FL 30 mm




Type	Material symbol	Pack.	Item No.
156 FL	St	50	5228 32 8

Crossbar for Rd 8-10 mm




Type	Material symbol	Pack.	Item No.
156 K8-10 ST	St	100	5228 12 3

Crossbar for Rd 8-10 mm




Type	Pack.	Item No.
156 K8-10 VA	100	5228 13 4

Crossbar for Rd 8-10 mm




Type	Material symbol	Pack.	Item No.
156 K8-10 CU	Cu	100	5228 13 1

Hinge crossbar for Rd 8-10 mm




Type	Material symbol	Pack.	Item No.
156 8-10	St	100	5228 02 6

Clamping block for Rd 8-10 mm




Type	Material symbol	Fit mm	Pack.	Item No.
249 8-10 ST-OT	St	Rd 8-10	100	5311 50 3

Clamping block for Rd 8-10 mm




Type	Dimension A mm	Fit mm	Pack. pcs	Weight kg/100 pcs.	Item No.
249 8-10 ALU-OT	44	Rd 8-10	100	2.100	5311 58 5

Clamping block for Rd 8-10 mm




Type	Material symbol	Fit mm	Pack.	Item No.
249 8-10 VA-OT	V2A	Rd 8-10	100	5311 55 4

Clamping block for Rd 8-10 mm




Type	Material symbol	Fit mm	Pack.	Item No.
249 8-10 CU-OT	Cu	Rd 8-10	100	5311 53 0

Rod holder for 16 mm interception and earth entry rods




Type	Material symbol	Fit mm	Pack.	Item No.
113 Z-16	Zn	Rd 16	10	5412 60 9

Rod holder for 16 mm interception and earth entry rods




Type	Clamping range D mm	Size M	Hole size mm	Pack.	Item No.
733 16 VA	14-16	M16	6,5 x 10	50	1362 01 1

Rod holder for 16 mm interception and earth entry rods




Type	Material symbol	Fit mm	Pack.	Item No.
113 ZN-16	Zn	Rd 16	10	5412 63 3

Rod holder for 16 mm interception and earth entry rods, with screw and anchor




Type	Material symbol	Fit mm	Pack.	Item No.
113 B-Z-HD	Zn	Rd 16	100	5412 80 3

Rod holder for 16 mm interception and earth entry rods, with screw and anchor




Type	Material symbol	Fit mm	Pack.	Item No.
113 B-HD-16	Zn	Rd 16	100	5412 81 1

Rod holder for 16 mm interception and earth entry rods, with square pin




Type	Material symbol	Fit mm	Pack.	Item No.
112 DIN-100	St	Rd 16	10	5410 09 6

Rod holder for 16 mm interception and earth entry rods, with square pin




Type	Material symbol	Fit mm	Pack.	Item No.
112 DIN-CU-100	Cu	Rd 16	10	5410 30 4

Crossbar, round cables and interception rods 16 mm




Type	Material symbol	Pack.	Item No.
156 16	St	50	5228 22 0

Clamping block for Rd 16 mm




Type	Material symbol	Fit mm	Pack.	Item No.
249 VA-OT	V2A	16	100	5311 57 3

Rod holder for 20 mm rods



Type	Material symbol	Fit mm	Pack.	Item No.
113 Z-20	Zn	Rd 20	20	5230 52 7

Rod holder for 20 mm rods




Type	Clamping range D mm	Size M	Hole size mm	Pack.	Item No.
733 21 VA	19-21	M20	6,5 x 10	50	1362 04 6



Air termination and down conductor systems


Connection clamps and terminals

Vario quick connector




Type	Fit	Pack.	Item No.
	mm	pcs	
249 8-10 ST	Rd 8-10	20	5311 50 0
249 B ST	Rd 8-10	100	5311 70 5

Vario quick connector




Type	Fit	Pack.	Item No.
	mm	pcs	
249 8-10 ALU	Rd 8-10	30	5311 51 9
249 B ALU	Rd 8-10	100	5311 71 3

Vario quick connector




Type	Fit	Pack.	Item No.
	mm	pcs	
249 8-10 VA	Rd 8-10	10	5311 55 1

Vario quick connector




Type	Fit	Pack.	Item No.
	mm	pcs	
249 8-10 CU	Rd 8-10	10	5311 52 7

Variable bi-metal quick connector




Type	Fit	Pack.	Item No.
	mm	pcs	
249 8-10 ZV	Rd 8-10	10	5311 53 5

Variable earthing connector Rd 6-8 / 8-10 mm




Type	Pack.	Item No.
	pcs	
249 6-10 ST	20	5311 41 0

Variable earthing connector Rd 6-8 / 8-10 mm




Type	Fit	Pack.	Item No.
	mm	pcs	
249 6-10 CU	Rd 6-8 / 8-10	10	5311 41 7

Vario quick connector Rd 8-10x16




Type	Fit	Pack.	Item No.
	mm	pcs	
249 8-10x16 VA	8-10x16	10	5311 59 0

Connector, Rd 8-10 mm with M10 thread




Type	Fit	Pack.	Item No.
	mm	pcs	
5000	Rd 8-10	20	5304 00 8

Connector, Rd 8-10 mm, single




Type	Fit	Pack.	Item No.
	mm	pcs	
5001 DIN-FT	Rd 8-10	20	5304 10 5
5001 DIN-FT+VA	Rd 8-10	20	5304 10 7

Connector Rd 8-10 mm, single




Type	Fit	Pack.	Item No.
	mm	pcs	
5001 ZN-CU	Rd 8-10	10	5304 11 3

Connector, Rd 8-10 mm, double




Type	Fit	Pack.	Item No.
	mm	pcs	
5002 DIN-FT	Rd 8-10	20	5304 20 2

Connector, Rd 8-10 mm, triple




Type	Fit	Pack.	Item No.
	mm	pcs	
5003	Rd 8-10	10	5304 31 8

Connector, Rd 8-10 mm with pressure trough




Type	Fit	Pack.	Item No.
	mm	pcs	
5001 N-FT	Rd 8-10	20	5304 16 4

Connector, Rd 8-10 mm with pressure trough




Type	Fit	Pack.	Item No.
	mm	pcs	
5001 N-VA	Rd 8-10	10	5304 17 6

Connector, Rd 8-10 mm with pressure trough




Type	Fit	Pack.	Item No.
	mm	pcs	
5001 N-CU	Rd 8-10	10	5304 17 2

Connector, Rd 8-10 mm, double, with pressure trough




Type	Fit	Pack.	Item No.
	mm	pcs	
5002 N-VA	Rd 8-10	10	5304 27 0

Connection and end piece with connector




Type	Material symbol	Fit	Pack.	Item No.
		mm	pcs	
5009	St	Rd 8-10	10	5304 97 0

Connection and end piece




Type	Material symbol	Pack.	Item No.
		pcs	
5011	St	10	5304 99 7

Connection and end piece



Type	Material symbol	Pack.	Item No.
		pcs	
5011 VA M10	V4A	10	5334 93 4
5011 VA M12	V4A	10	5334 94 2

Connection and end piece, DIN version




Type	Fit	Pack.	Item No.
	mm	pcs	
5005 DIN-FT	Rd 8-10	10	5304 60 1



Air termination and down conductor systems


Connection clamps and terminals

Connection and end piece with connector and pressure trough




Type	Fit	Pack.	Item No.
5005 N-FT	Rd 8-10	10 pcs	5304 66 0

Parallel connector Rd 8–10 mm, M8 x 25




Type	Fit	Pack.	Item No.
259 8-10	Rd 8-10	25 pcs	5315 50 6

Parallel connector Rd 8 mm, M10 x 30




Type	Fit	Pack.	Item No.
260 8	Rd 8	50 pcs	5315 70 0

Parallel connector Rd 8–10 mm, M6 x 20




Type	Fit	Pack.	Item No.
260 8-10 MS	Rd 8-10	50 pcs	5315 65 4

Straight connector Rd 8 mm




Type	Fit	Pack.	Item No.
239	Rd 8	20 pcs	5329 07 8

Straight connector Rd 8–10 mm




Type	Fit	Pack.	Item No.
237 N FT	Rd 8-10	20 pcs	5328 20 9

Straight connector Rd 8–10 mm




Type	Fit	Pack.	Item No.
237 N CU	Rd 8-10	10 pcs	5328 28 4

T connector Rd 8 mm




Type	Fit	Pack.	Item No.
244	Rd 8	10 pcs	5311 03 9

T connector Rd 8–10 mm




Type	Fit	Pack.	Item No.
245 8-10 FT	Rd 8-10	10 pcs	5311 10 1

T connector Rd 8–10 mm




Type	Fit	Pack.	Item No.
245 8-10 CU	Rd 8-10	10 pcs	5311 15 2

T connector Rd 8-10 mm, triple-screwed




Type	Fit	Pack.	Item No.
247 8-10 FT	Rd 8-10	10 pcs	5311 20 9

T connector Rd 8-10 mm, triple-screwed




Type	Fit	Pack.	Item No.
247 8-10 CU	Rd 8-10	10 pcs	5311 26 8

Cross-connector for round cables and flat conductors




Type	Fit	Material symbol	Pack.	Item No.
250	Rd 8-10/FL30	St	25 pcs	5312 90 6

Cross-connector for round cables and flat conductors




Type	Fit	Material symbol	Pack.	Item No.
250 VA	Rd 8-10/FL30	V2A	25 pcs	5312 92 2
250 V4A	Rd 8-10/FL30	V4A	10 pcs	5312 92 5

Cross-connector for round cables and flat conductors DIN




Type	Fit	Material symbol	Pack.	Item No.
252 8-10xFL30 FT	8-10 x FL30	St	25 pcs	5312 65 5

Cross-connector for round cables and flat conductors DIN




Type	Fit	Material symbol	Pack.	Item No.
252 8-10xFL30V4A	8-10 x FL30	V4A	10 pcs	5312 65 6

Cross-connector Rd 8–10 mm




Type	Fit	Material symbol	Pack.	Item No.
251 8-10	Rd 8-10	St	25 pcs	5312 03 5

Cross-connector Rd 8–10 mm




Type	Fit	Material symbol	Pack.	Item No.
251 CU	Rd 8-10	Cu	10 pcs	5312 13 2

Cross-connector Rd 8–10 mm, wide version




Type	Fit	Material symbol	Pack.	Item No.
253 8x8	Rd 8-10	St	25 pcs	5312 60 4

Cross-connector with intermediate plate for Rd 8–10 mm



Type	Fit	Material symbol	Pack.	Item No.
254 DIN 8-10 FT	Rd 8-10	St	25 pcs	5314 03 8

Cross-connector with intermediate plate for Rd 8–10 mm




Type	Fit	Material symbol	Pack.	Item No.
254 DIN 8-10 CU	Rd 8-10	Cu	10 pcs	5314 13 5


TBS

Air termination and down conductor systems


Connection clamps and terminals

 **Cross-connector with intermediate plate for Rd 8-10 mm, wide version**


Type	Fit	Material symbol	Pack.	Item No.
252 8-10 FT	Rd 8-10	St	25	5312 31 0

 **Cross-connector with intermediate plate for Rd 8-10 mm, wide version**


Type	Fit	Material symbol	Pack.	Item No.
252 8-10 V4A	Rd 8-10	V4A	10	5312 31 8

 **Cross-connector with intermediate plate for Rd 8-10 mm, wide version**


Type	Fit	Material symbol	Pack.	Item No.
252 8-10 CU	Rd 8-10	Cu	10	5312 41 8

 **Cross-connector for Rd 8-10 x Rd 16 mm**


Type	Fit	Material symbol	Pack.	Item No.
253 10X16	Rd 8-10 x 16	St	25	5312 80 9

 **Cross-connector with intermediate plate for Rd 8-10 x Rd 16 mm**


Type	Fit	Material symbol	Pack.	Item No.
252 8-10X16 FT	Rd 8-10 x 16	St	25	5312 34 5

 **Cross-connector with intermediate plate for Rd 8-10 x Rd 16 mm**


Type	Fit	Material symbol	Pack.	Item No.
252 8-10x16 V4A	Rd 8-10 x 16	V4A	10	5312 34 6

 **Cross-connector with intermediate plate for Rd 8-10 x Rd 16 mm**


Type	Fit	Material symbol	Pack.	Item No.
252 8-10X16 CU	Rd 8-10 x 16	Cu	10	5312 44 2

 **Folding and construction clamp, 10-20 mm**


Type	Fit	Pack.	Item No.
5004 DIN-FT 12	Rd 8-10	10	5304 40 7
5004 DIN-FT 20	Rd 8-10	10	5304 50 4

 **Construction clamp to 20 mm**


Type	Fit	Pack.	Item No.
5010 20 FT	Rd 8-10	10	5304 52 0

 **Connection terminal to 14 mm**


Type	Fit	Pack.	Item No.
272 8	Rd 8-10	20	5318 08 4
272 14	Rd 8-10	20	5318 14 9

 **Folding clamp up to 10 mm plate thickness**


Type	Fit	Pack.	Item No.
269 8-10	Rd 8-10	20	5317 01 0

 **Folding clamp up to 10 mm plate thickness**


Type	Fit	Pack.	Item No.
269 MS	Rd 8-10	10	5317 05 3

 **Folding clamp Rd 8-10 up to 10 mm plate thickness**


Type	Fit	Pack.	Item No.
270 8-10 FT	Rd 8-10	20	5317 20 7

 **Folding clamp Rd 8-10 up to 10 mm plate thickness**


Type	Fit	Pack.	Item No.
270 8-10 VA	Rd 8-10	10	5317 20 8

 **Folding clamp Rd 8-10 up to 10 mm plate thickness**


Type	Fit	Pack.	Item No.
270 8-10 CU	Rd 8-10	10	5317 25 8

 **Folding clamp up to 5 mm plate thickness**


Type	Fit	Pack.	Item No.
271 8-10	Rd 8-10	20	5317 40 1

 **Folding clamp up to 5 mm plate thickness**


Type	Pack.	Item No.
271 8-10 VA	10	5317 48 1

 **Folding clamp up to 5 mm plate thickness**


Type	Fit	Pack.	Item No.
271 CU	Rd 8-10	10	5317 45 2

 **Folding clamp up to 10 mm plate thickness**

Type	Fit	Pack.	Item No.
273 8-10	Rd 8-10	50	5317 22 3

 **Folding clamp up to 10 mm plate thickness**

Type	Fit	Pack.	Item No.
273 CU	Rd 8-10	10	5317 27 4

 **Folding clamp and connection terminal up to 10 mm plate thickness**


Type	Fit	Pack.	Item No.
274 8-10	Rd 8-10	20	5317 42 8



Air termination and down conductor systems


Connection clamps and terminals

Folding clamp and connection terminal up to 10 mm plate thickness




Type	Fit	Pack.	Item No.
274 CU	Rd 8-10	10 pcs	5317 47 9

Gutter clamp RK-FIX




Type	Fit	Pack.	Item No.
RK-FIX	2 x Rd 8	25 pcs	5316 45 0

Gutter clamp RK-FIX




Type	Fit	Pack.	Item No.
RK-FIX VA	2 x Rd 8	10 pcs	5316 45 9

Gutter clamp RK-FIX




Type	Fit	Pack.	Item No.
RK-FIX CU	2 x Rd 8	10 pcs	5316 46 8

Gutter clamp for all bead thicknesses




Type	Fit	Pack.	Item No.
267	Rd 8-10	25 pcs	5316 30 8

Gutter clamp for all bead thicknesses




Type	Fit	Pack.	Item No.
267 VA		10 pcs	5316 32 4

Gutter clamp for bead thickness 15-22 mm




Type	Fit	Pack.	Item No.
262 A-DIN FT	Rd 8-10	25 pcs	5316 21 9

Gutter clamp for bead thickness 15-22 mm




Type	Fit	Pack.	Item No.
262 A-DIN CU	Rd 8-10	10 pcs	5316 25 1

Roof gutter clamp for all bead thicknesses




Type	Fit	Pack.	Item No.
262	Rd 8-10	25 pcs	5316 01 4

Roof gutter clamp for all bead thicknesses




Type	Fit	Pack.	Item No.
262 CU	Rd 8-10	10 pcs	5316 15 4

Bi-metal roof gutter clamp for all bead thicknesses




Type	Fit	Pack.	Item No.
262 ZM	Rd 8-10	10 pcs	5316 17 0

Snow catching grate clamp




Type	Fit	Pack.	Item No.
264	Rd 8-10	25 pcs	5316 51 0

Snow catching grate clamp




Type	Fit	Pack.	Item No.
264 CU	Rd 8-10	10 pcs	5316 55 3

Clamping shoe




Type	Fit	Pack.	Item No.
319 8	Rd 8	25 pcs	5325 30 7
319 10	Rd 10	25 pcs	5325 31 5

Connection terminal, equipotential bonding, Rd 8-10 mm




Type	Material symbol	Fit	Pack.	Item No.
249 8-10 ST-OT	St	Rd 8-10	100 pcs	5311 50 3

Connection terminal, equipotential bonding, Rd 8-10 mm




Type	Dimension A	Fit	Pack.	Weight	Item No.
249 8-10 ALU-OT	44 mm	Rd 8-10	100 pcs	2.100 kg/100 pcs.	5311 58 5

Connection terminal, equipotential bonding, Rd 8-10 mm




Type	Material symbol	Fit	Pack.	Item No.
249 8-10 VA-OT	V2A	Rd 8-10	100 pcs	5311 55 4

Connection terminal, equipotential bonding, Rd 8-10 mm




Type	Material symbol	Fit	Pack.	Item No.
249 8-10 CU-OT	Cu	Rd 8-10	100 pcs	5311 53 0

Double connection terminal, equipotential bonding, Rd 8-10 mm




Type	Material symbol	Fit	Pack.	Item No.
259 A FT 8-OT	St	-	25 pcs	5315 51 7

Connection terminal, equipotential bonding, Rd 16 mm



Type	Material symbol	Fit	Pack.	Item No.
249 VA-OT	V2A	16	100 pcs	5311 57 3

End piece




Type	Material symbol	Fit	Pack.	Item No.
280 8-10	Zn	Rd 8-10	20 pcs	5320 01 1



Air termination and down conductor systems


Connection clamps and terminals

End piece




Type	Material symbol	Fit	Pack.	Item No.
		mm	pcs	
280 VK	Zn	Rd 8-10	20	5320 05 4

Universal clamping block Rd 8–10 mm




Type	Material symbol	Fit	Pack.	Item No.
		mm	pcs	
324 S-FT	St	Rd 8-10	20	5326 30 3

Universal clamping block Rd 8–10 mm




Type	Material symbol	Fit	Pack.	Item No.
		mm	pcs	
324 S-VA	V2A	Rd 8-10	10	5326 31 1

Universal clamping block Rd 8–10 mm




Type	Material symbol	Fit	Pack.	Item No.
		mm	pcs	
324 S-CU	Cu	Rd 8-10	10	5326 33 8

Expansion piece




Type	Material symbol	Pack.	Item No.
		pcs	
172 AR	Al	10	5218 92 6

Connection component




Type	Material symbol	Pack.	Item No.
		pcs	
287	Al	20	5320 70 4

Connection piece




Type	Material symbol	Pack.	Item No.
		pcs	
287 CU	Cu	10	5320 69 0

Connection and bridging component




Type	Material symbol	Pack.	Item No.
		pcs	
288 DIN	Al	20	5320 71 2

Bridging cable




Type	Pack.	Item No.
	pcs	
853 200	10	5331 00 8
853 300	10	5331 01 3
853 400	10	5331 01 7

Connection and expansion strip




Type	Pack.	Item No.
	pcs	
856	10	5331 50 1

Universal downspout clip 60–130 mm




Type	Material symbol	Clamping range	Pack.	Item No.
		mm	pcs	
301 V	St	60-130	5	5350 86 7

Universal downspout clip 60–130 mm




Type	Material symbol	Clamping range	Pack.	Item No.
		mm	pcs	
301 V-VA	V2A	60-130	5	5350 90 5

Universal downspout clip 60–130 mm




Type	Material symbol	Clamping range	Pack.	Item No.
		mm	pcs	
301 V-CU	Cu	60-130	5	5350 88 3

Downspout clip




Type	Material symbol	Clamping range	Pack.	Item No.
		mm	pcs	
301 DIN-80	St	80	10	5350 08 5
301 DIN-90	St	90	10	5350 09 3
301 DIN-100	St	100	10	5350 10 7
301 DIN-110	St	110	10	5350 11 5
301 DIN-120	St	120	10	5350 12 3

Downspout clip




Type	Material symbol	Clamping range	Pack.	Item No.
		mm	pcs	
301 CU-80	Cu	80	10	5350 68 9
301 CU-90	Cu	90	10	5350 69 7
301 CU-100	Cu	100	10	5350 70 0
301 CU-110	Cu	110	10	5350 71 9
301 CU-120	Cu	120	10	5350 72 7

Downspout clip for routing Rd 8–10 mm behind pipe




Type	Material symbol	Clamping range	Pack.	Item No.
		mm	pcs	
301 S-100	St	100	10	5351 05 7
301 S-120	St	120	10	5351 07 3

Downspout clip for routing Rd 8–10 mm behind pipe




Type	Material symbol	Clamping range	Pack.	Item No.
		mm	pcs	
301 S-AL-100	Al	100	10	5351 35 9
301 S-AL-120	Al	120	10	5351 37 5

Downspout clip for routing Rd 8–10 mm behind pipe



Type	Material symbol	Clamping range	Pack.	Item No.
		mm	pcs	
301 S-VA-100	V2A	100	10	5351 25 1
301 S-VA-120	V2A	120	10	5351 28 6

Downspout clip for routing Rd 8–10 mm behind pipe



Type	Material symbol	Clamping range	Pack.	Item No.
		mm	pcs	
301 S-CU-100	Cu	100	10	5351 45 6
301 S-CU-120	Cu	120	10	5351 47 2



Air termination and down conductor systems

Connection clamps and terminals

Pipe clamp					
Type	Material symbol	Clamping range mm	Pack. pcs	Item No.	
303 DIN-3/8	St	17,2	5	5102 05 7	
303 DIN-1/2	St	21,3	5	5102 07 3	
303 DIN-3/4	St	26,9	5	5102 08 1	
303 DIN-1	St	33,7	5	5102 11 1	
303 DIN-1 1/4	St	42,4	5	5102 13 8	
303 DIN-1 1/2	St	48,3	5	5102 15 4	
303 DIN-2	St	60,3	5	5102 19 7	
303 DIN-2 1/2	St	76,1	10	5102 21 9	
303 DIN-3	St	88,9	10	5102 23 5	
303 DIN-3 1/2	St	100	10	5102 25 1	
303 DIN-4	St	114,3	10	5102 27 8	

Connection piece with double cover element				
Type	Material symbol	Pack.	Item No.	
287 DCT	Al	10	5320 70 7	

Connection and separating terminals

Separating piece, open					
Type	Material symbol	Fit mm	Pack. pcs	Item No.	
223 O DIN ZN	Zn	Rd 8-10/16	20	5335 14 0	

Separating piece, open					
Type	Material symbol	Fit mm	Pack. pcs	Item No.	
223 O DIN MS	Zn	Rd 8-10/16	20	5335 16 7	

Separating piece, closed					
Type	Material symbol	Fit mm	Pack. pcs	Item No.	
223 DIN ZN	Zn	Rd 8-10/16	20	5335 20 5	

Separating piece, closed					
Type	Material symbol	Fit mm	Pack. pcs	Item No.	
223 DIN MS	Zn	Rd 8-10/16	10	5335 25 6	

Universal separating piece					
Type	Material symbol	Fit mm	Pack. pcs	Item No.	
226 8-10	St	Rd 8-10/FL30 x 16	20	5336 00 7	

Universal separating piece					
Type	Material symbol	Fit mm	Pack. pcs	Item No.	
226 VA	V2A	Rd 8-10/FL30 x 16	10	5336 05 8	

Universal separating piece					
Type	Material symbol	Fit mm	Pack. pcs	Item No.	
226 CU	Cu	Rd 8-10/FL30 x 16	10	5336 02 3	

Universal bi-metal separating piece					
Type	Material symbol	Fit mm	Pack. pcs	Item No.	
226 ZV VA	Cu	Rd 8-10/FL30 x 16	10	5336 07 4	

Universal bi-metal separating piece					
Type	Material symbol	Fit mm	Pack. pcs	Item No.	
226 ZV CU	V2A	Rd 8-10/FL30 x 16	10	5336 09 0	

Separating piece for Rd 8–10 and FL 30 mm					
Type	Material symbol	Fit mm	Pack. pcs	Item No.	
233 8	St	Rd 8-10/FL30 x Rd 8-10/FL30	20	5336 30 9	

Separating piece for Rd 8–10 and FL 30 mm					
Type	Material symbol	Fit mm	Pack. pcs	Item No.	
233 VA	V2A	Rd 8-10/FL30 x Rd 8-10/FL30	10	5336 34 1	

Bi-metal separating piece for Rd 8–10 and FL 30 mm					
Type	Material symbol	Fit mm	Pack. pcs	Item No.	
233 ZV	V2A	Rd 8-10/FL30 x Rd 8-10/FL30	10	5336 37 6	

Separating piece for Rd 8–10 and FL 30–40 mm					
Type	Material symbol	Fit mm	Pack. pcs	Item No.	
233 A VA	V2A	8-10xFL30-40	10	5336 45 7	


Bi-metal separating piece for Rd 8–10 and FL 30–40 mm					
Type	Material symbol	Fit mm	Pack. pcs	Item No.	
233 A ZV	Cu	Rd 8-10 x FL30-40	10	5336 50 3	

Malleable iron separating piece					
Type	Material symbol	Fit mm	Pack. pcs	Item No.	
292 DIN	TG	Rd 8-10 x FL30	10	5340 01 2	

Air termination and down conductor systems


Connection and separating terminals

Rod clamp




Type	Fit	Pack.	Item No.
	mm	pcs	
108 B DIN	Rd 8-10/16	10	5416 56 6

Connection clip




Type	Material symbol	Fit	Pack.	Item No.
		mm	pcs	
2745 20 MS	CuZn	7-12,5/S95 mm²	5	5001 56 0

Number plates




Type	Fit	Pack.	Item No.
	mm	pcs	
311 N-ALU 8-10	RD 8 - 10 / FL30	5	3049 25 6
311 N-ALU 16	RD 16 - FL30	5	3049 34 5

Number plates



Type	Fit	Pack.	Item No.
	mm	pcs	
311 N-VA 8-10	RD 8 - 10 / FL30	5	3049 22 1
311 N-VA 16	RD 16 - FL30	5	3049 32 9


Number plates



Type	Fit	Pack.	Item No.
	mm	pcs	
311 N-CU 8-10	RD 8 - 10 / FL30	5	3049 20 5
311 N-CU 16	RD 16 - FL30	5	3049 30 2


Earth entries

Interception/earth entry rod, rounded-off on both sides




Type	Material symbol	Length	Pack.	Item No.
		mm	pcs	
101 A-1500	St	1500	10	5400 15 5

Interception/earth entry rod, rounded-off on both sides




Type	Material symbol	Length	Pack.	Item No.
		mm	pcs	
200 V4A-1500	—	1500	10	5420 50 4
200 V4A-2000	V4A	2000	10	5420 53 9

Interception/earth entry rod, rounded-off on both sides




Type	Material symbol	Length	Pack.	Item No.
		mm	pcs	
101 A-CU	Cu	1500	10	5400 62 7

Interception/earth entry rod with connection tabs




Type	Material symbol	Length	Pack.	Item No.
		mm	pcs	
101 F1500	St	1500	10	5424 15 1
101 F2000	St	2000	10	5424 20 8

Earth entry rod, tapered and partially insulated



Type	Material symbol	Length	Pack.	Item No.
		mm	pcs	
204 KS-2000	St	2000	1	5430 01 1
204 KS-2500	St	2500	1	5430 06 2


Earth entry rod with separating piece and connector



Type	Fit	Pack.	Item No.
	mm	pcs	
204 KL-1500	Rd 8-10	10	5430 15 1


Accessories

Underfloor test box




Type	Pack.	Item No.
	pcs	
5700	1	5106 00 2

Underfloor test box with integrated separation point




Type	Pack.	Item No.
	pcs	
5700 SP	1	5106 00 3

Inspection door




Type	Pack.	Item No.
	pcs	
5800 VZ	1	5106 13 3

Inspection door




Type	Pack.	Item No.
	pcs	
5800 VA	1	5106 14 1

Lightning current meter




Type	Measuring range	Pack.	Item No.
		pcs	
LC-01	0.3 kA-100 kA	1	5091 72 0

Magnetic card PCS




Type	Pack.	Item No.
	PU	
PCS	1	5091 43 8

Magnetic card and holder



Type	Pack.	Item No.
	PU	
MK-B	1	5091 32 2

Magnetic card holder




Type	Pack.	Item No.
	PU	
PCS-H	1	5091 52 7



Air termination and down conductor systems


Accessories

Magnetic card reader




Type	Country version	Pack.	Item No.
		pcs	
PCS-CS-D	EN	1	5091 68 3
PCS-CS-GB	GB	1	5091 69 1

Plastic corrosion protection strip




Type	Pack.	Item No.
	pcs	
356 50	1	2360 05 5
356 100	1	2360 10 1

Flat lead




Type	Length	Pack.	Item No.
	mm	kg	
198 60	-	7	5101 06 9

Zinc repairs




Type	Dimension	Pack.	Item No.
		pcs	
ZSF	400ml	1	2362 97 0

TrayFix mounting adapter for mesh cable trays on FangFix system




Type	Pack.	Item No.
	pcs	
TrayFix	25	5403 10 0

Tray fastening system set 16 kg with TrayFix large




Type	Pack.	Item No.
	pcs	
TrayFix-16-L	1	5403 09 8

Tray fastening system set 16 kg with TrayFix small




Type	Pack.	Item No.
	pcs	
TrayFix-16-S	1	5403 09 9

Tray fastening system set 10 kg with TrayFix large




Type	Pack.	Item No.
	pcs	
TrayFix-10-L	1	5403 10 1

Tray fastening system set 10 kg with TrayFix small




Type	Pack.	Item No.
	pcs	
TrayFix-10-S	1	5403 10 2

Angler spreading anchor




Type	Dowel Ø	Length	Pack.	Item No.
	mm	mm	pcs	
910 N 5x25 GRW	5	25	100	2349 04 3
910 N 6x30 GRW	6	30	100	2349 05 1
910 N 6x60 GRW	6	60	100	2349 07 8
910 N 8x40 GRW	8	40	100	2349 08 6
910 N 10x50 GRW	10	50	50	2349 10 8
910 N 12x60 GRW	12	60	25	2349 12 4

Screw-in anchor with M6 thread




Type	Thread	Length	Pack.	Item No.
		mm	pcs	
985 M6 25	M6	25	100	3133 02 8
985 M6 35	M6	35	100	3133 03 6

Screw-in anchor with M8 thread




Type	Thread	Length	Pack.	Item No.
		mm	pcs	
985 M8 35	M8	35	100	3133 23 0

Directional irons




Type	Pack.	Item No.
	pcs	
364	1	3051 01 3

Wire straightening machine



Type	Pack.	Item No.
	pcs	
5900	1	3059 00 6






Insulated lightning protection and the OBO isCon system



Insulated lightning protection and OBO isCon system


Insulated lightning protection

Insulated lightning protection set, 3-corner fastening




Type	Material symbol	Pack.	Item No.
101 3-ES-16	—	1 pcs	5408 97 6

Insulated lightning protection set, IR fastening




Type	Material symbol	Pack.	Item No.
101 FS-16	—	1 pcs	5408 98 0

Insulated lightning protection set, V fastening




Type	Material symbol	Pack.	Item No.
101 VS-16	—	1 pcs	5408 97 8

Insulated lightning protection set, VRS fastening




Type	Material symbol	Pack.	Item No.
101 VRS-16	—	1 pcs	5408 98 2

Insulating rod




Type	Nominal size Ø	Length	Pack.	Item No.
101 20-3000	20	3000	5 pcs	5408 10 5
101 20-6000	20	6000	5 pcs	5408 14 8
101 16-750	16	750	5 pcs	5408 10 7
101 16-1500	16	1500	5 pcs	5408 10 8
101 16-3000	16	3000	5 pcs	5408 10 9

T connector




Type	Length	Pack.	Item No.
101 IT	65	10 pcs	5408 15 6
101 IT-16	60	10 pcs	5408 15 8

K connector




Type	Length	Pack.	Item No.
101 IK	100	10 pcs	5408 29 6
101 IK-16	100	10 pcs	5408 29 8

DK connector




Type	Length	Pack.	Item No.
101 IDK	125	10 pcs	5408 24 5
101 IDK-16	125	10 pcs	5408 24 7

Wall connection




Type	Length	Pack.	Item No.
101 IW-M10	60	10 pcs	5408 68 7
101 W-16	60	10 pcs	5408 68 9

End piece




Type	Length	Pack.	Item No.
101 IES	60	10 pcs	5408 39 3
101 IES-16	60	10 pcs	5408 39 5

Connection piece




Type	Length	Pack.	Item No.
101 A-M16	60	10 pcs	5408 35 0
101 A-16	60	10 pcs	5408 35 2

Stand 16 kg with female thread




Type	Thread	Pack.	Item No.
101 B-16 M16	M16	1 pcs	5402 95 6

Stand 6.9 kg with female thread




Type	Thread	Pack.	Item No.
101 ST	M16	4 pcs	5402 89 1

Connection joint




Type	Length	Pack.	Item No.
101 IAG	107	10 pcs	5408 50 4
101 IAG-16	107	10 pcs	5408 50 6

Articulated connector




Type	Length	Pack.	Item No.
101 IGL	127	10 pcs	5408 62 8
101 IGL-16	127	10 pcs	5408 63 0

Extension




Type	Length	Pack.	Item No.
101 IV	60	10 pcs	5408 55 5
101 IV-16	60	10 pcs	5408 55 7

FangFix reducing sleeve




Type	Pack.	Item No.
101 RH-16	25 pcs	5408 10 1

Concrete block for FangFix-System 16 kg




Type	Nominal size Ø	Pack.	Item No.
F-FIX-S16	365	1 pcs	5403 22 7

Base for FangFix system 16 kg




Type	Nominal size Ø	Pack.	Item No.
F-FIX-B16	373	10 pcs	5403 23 5

Concrete block for FangFix system 10 kg



Type	Nominal size Ø	Pack.	Item No.
F-FIX-S10	289	1 pcs	5403 11 7

Base for FangFix system 10 kg




Type	Nominal size Ø	Pack.	Item No.
F-FIX-B10	295	10 pcs	5403 12 4



Insulated lightning protection and OBO isCon system


Insulated lightning protection

Fastening plate




Type	Length	Pack.	Item No.
	mm	pcs	
101 BP-16	175	1	5408 98 4

Wall connection, angled




Type	Material symbol	Pack.	Item No.
101 WG-16	V2A	1	5408 98 6

Fastening bolt




Type	Material symbol	Pack.	Item No.
101 BB-16	Al	1	5408 98 8

Holder, V support




Type	Material symbol	Pack.	Item No.
101 HV-16	V2A	1	5408 99 0

Fold fastening




Type	Material symbol	Pack.	Item No.
101 F-16	V2A	1	5408 99 2

Pipe fastening




Type	Material symbol	Pack.	Item No.
101 R-16	V2A	1	5408 99 4

Multi-Adapter




Type	Material symbol	Pack.	Item No.
101 MA-16	V2A	1	5408 99 6

Rod holder




Type	Material symbol	Fit	Pack.	Item No.
113 Z-20	Zn	Rd 20	20	5230 52 7

Interception tip




Type	Material symbol	Length	Pack.	Item No.
101 ISP M10	Al	110	10	5408 45 8

Water repellent




Type	Material symbol	Pack.	Item No.
101 IAB	Al	10	5408 73 3

Adjustable insulating beam – pipe




Type	Pack.	Item No.
ISAV1000R	1	5408 84 9

Adjustable insulating beam – wall



Type	Pack.	Item No.
ISAV1000W	1	5408 85 2

Insulated spacer



Type	Length	Pack.	Item No.
	mm	pcs	
ISO-A-500	500	15	5408 80 6
ISO-A-800	800	15	5408 81 4
ISO-A-1030	1030	15	5408 82 0
ISO-A-1508	1508	15	5408 80 0


OBO isCon® system

isCon® arrester




Type	Pack.	Item No.
	m	
isCon 750 SW	25	5408 00 2
isCon 750 SW	100	5408 00 4
isCon 750 SW	250	5408 00 6

isCon® arrester in light grey




Type	Pack.	Item No.
	m	
isCon 750 LGR	25	5407 99 5
isCon 750 LGR	100	5407 99 7

Stripping tool for isCon cable




Type	Clamping range D	Pack.	Weight	Item No.
	mm	pcs	kg/100 pcs.	
isCon stripper 2	23	1	33.000	5408 01 3

Connection element



Type	Pack.	Item No.
	pcs	
isCon connect	2	5408 02 2

Potential connection




Type	Pack.	Item No.
	pcs	
isCon PAE	2	5408 03 6



Insulated lightning protection and OBO isCon system


OBO isCon® system

VA cable bracket




Type	Material symbol	Fit	Pack.	Item No.
		mm	pcs	
isCon H VA	V2A	23	50	5408 05 6
isCon H 26 VA	V2A	26	20	5408 06 4

starQuick cable bracket PA




Type	Clamping range D	Colour	Pack.	Item No.
	mm		pcs	
SQ-20 SW	19.5-23.5	Jet black	50	2146 16 4
SQ-25 LGR	24-28	Light grey	50	2146 20 7

starQuick nut M6




Type	Size	Colour	Pack.	Item No.
			pcs	
SQ M6	M6	Light grey	100	2146 50 9

starQuick anchor M6




Type	Dowel Ø	Colour	Pack.	Item No.
	mm		pcs	
SQ PP	6	Light grey	50	2351 70 6

VA cable bracket with tightening strap




Type	Material lower part	Material upper part	Pack.	Item No.
			pcs	
isCon HS VA	V2A	V2A	10	5408 05 2
isCon HS 26 VA	V2A	V2A	10	5408 06 8

PA cable bracket with tightening strap




Type	Material lower part	Material upper part	Pack.	Item No.
			pcs	
isCon HS PA	V2A	PA	10	5408 05 4
isCon HS 26 PA	V2A	PA	10	5408 06 6

Adapter for flat roof cable holder




Type	Material symbol	Fit	Pack.	Item No.
		mm	pcs	
165 MBG UH	PP	Rd 8	25	5218 88 2

M-Quick cable bracket PA




Type	Clamping range D	Colour	Material symbol	Pack.	Item No.
	mm			pcs	
M-Quick M25 SW	20-25	Jet black	-	50	2153 78 7
M-Quick M32 LGR	25-32	Light grey	PA	50	2153 73 4

VA roof cable holder, sloping roof




Type	Material symbol	Installation height	Pack.	Item No.
		mm	pcs	
isCon H280 VA	V2A	55	25	5408 04 7
isCon H280 26 VA	V2A	55	25	5408 07 4

PA roof cable holder, sloping roof




Type	Material symbol	Installation height	Pack.	Item No.
		mm	pcs	
isCon H280 PA	PA	55	25	5408 04 9
isCon H280 26 PA	PA	55	25	5408 07 2

Spacer




Type	Material symbol	Clamping range D	Pack.	Item No.
		mm	pcs	
isCon DH	GFK	23-26	2	5408 04 3

Insulated interception rod for inner-routed isCon cable




Type	Material symbol	Item No.
isFang IN 4000	GFK	5408 93 4
isFang IN 6000	GFK	5408 93 6
isFang IN 8000	GFK	5408 86 8
isFang IN 10000	GFK	5408 87 0

Insulated interception rod for inner-routed isCon cable with side exit




Type	Material symbol	Length	Pack.	Item No.
		mm	pcs	
isFang IN-A 4000	GFK	4000	1	5408 93 8
isFang IN-A 6000	GFK	6000	1	5408 94 0
isFang IN-A 8000	GFK	8000	1	5408 88 8
isFang IN-A10000	GFK	10000	1	5408 89 0

isFang interception rod stand with side exit




Type	Material symbol	Pack.	Item No.
		pcs	
isFang 3B-100-A	V2A	1	5408 93 0
isFang 3B-150-A	V2A	1	5408 93 2
isFang 3B-250-A	V2A	1	5408 90 2

Potential connection for installation in the insulated interception rod isFang IN




Type	Material symbol	Pack.	Item No.
		pcs	
isCon IN PAE	Al	1	5408 03 1

Connection element for installation in the insulated interception rod isFang IN




Type	Pack.	Item No.
	pcs	
isCon IN connect	1	5408 02 4

Mounting set for T support



Type	Material symbol	Pack.	Item No.
		pcs	
isFang TW200 Set	V2A	2	5408 91 4

Insulated interception rod




Type	Material symbol	Length	Pack.	Item No.
		mm	pcs	
isFang 4000 AL	GFK	4000	1	5408 94 3
isFang 6000 AL	GFK	6000	1	5408 94 7
isFang 4000	GFK	4000	1	5408 94 2
isFang 6000	GFK	6000	1	5408 94 6



Insulated lightning protection and OBO isCon system


OBO isCon® system

isFang interception rod stand




Type	Material symbol	Pack.	Item No.
		pcs	
isFang 3B-100 AL	Al	1	5408 96 6
isFang 3B-150 AL	Al	1	5408 96 7
isFang 3B-100	V2A	1	5408 96 8
isFang 3B-150	V2A	1	5408 96 9

isFang-3B threaded rod




Type	Material symbol	Dimension L mm	Pack.	Item No.
			pcs	
isFang 3B-G1	V2A	270	3	5408 97 1
isFang 3B-G2	V2A	340	3	5408 97 2
isFang 3B-G3	V2A	430	3	5408 97 3
isFang 3B-G4	V2A	500	3	5408 90 5

Concrete block for FangFix-System 16 kg




Type	Nominal size Ø mm	Pack.	Item No.
		pcs	
F-FIX-S16	365	1	5403 22 7

Base for FangFix system 16 kg for mounting the isFang tripod




Type	Nominal size Ø mm	Dimension D mm	Pack.	Item No.
			pcs	
F-FIX-B16 3B	373	25	10	5403 23 8

Potential connection clip for mounting on isFang




Type	Material symbol	Fit	Dimension mm	Pack.	Item No.
				pcs	
927 2 6-K	V2A	3/8-4"		10	5057 59 9

Connection plate for one isCon® cable




Type	Material symbol	Fit mm	Pack.	Item No.
			pcs	
isCon AP1-16 VA	V2A	Rd 8-10 x Rd 16	1	5408 02 6

Connection plate for two isCon® cables




Type	Material symbol	Fit mm	Pack.	Item No.
			pcs	
isCon AP2-16 VA	V2A	Rd 8-10 x Rd 16	1	5408 02 8

Strip clip for fastening the isCon® cable to insulated interception rods




Type	Max. bundle Ø mm	Colour	Pack.	Item No.
			pcs	
555 7.6x380 SWUV	102	Black	100	2332 78 4

isFang support for wall mounting, 15 mm spacing




Type	Material symbol	Pack.	Item No.
		pcs	
isFang TW30	V2A	2	5408 95 2

isFang support for wall mounting, 80 mm spacing




Type	Material symbol	Pack.	Item No.
		pcs	
isFang TW80	V2A	2	5408 95 0

isFang support for wall mounting, 200-300 mm spacing




Type	Material symbol	Pack.	Item No.
		pcs	
isFang TW200	V2A	2	5408 95 4

Support for wall mounting, 200 mm spacing




Type	Material symbol	Pack.	Item No.
		pcs	
isFang TW200 12	V2A	2	5408 91 0

isFang support for pipe mounting, ø 50-300 mm




Type	Material symbol	Pack.	Item No.
		pcs	
isFang TR100	V2A	2	5408 95 6

isFang support for spaced pipe mounting, ø 50-300 mm




Type	Material symbol	Pack.	Item No.
		pcs	
isFang TR100 100	V2A	2	5408 95 5
isFang TR100 200	V2A	2	5408 95 7
isFang TR100 300	V2A	2	5408 95 9

isFang support for pipe mounting, ø 40-50 mm




Type	Material symbol	Pack.	Item No.
		pcs	
isFang TS40-50	V2A	2	5408 95 8

isFang support for pipe mounting, ø 50-60 mm




Type	Material symbol	Pack.	Item No.
		pcs	
isFang TS50-60	V2A	2	5408 96 0

isFang support for corner pipe mounting, 50 x 50 mm




Type	Material symbol	Pack.	Item No.
		pcs	
isFang TS50x50	V2A	2	5408 96 4

Information panel



Type	Material symbol	Width mm	Length mm	Pack.	Item No.
				pcs	
isCon HWS	PS	100	150	1	5408 05 8

Cleaning cloth



Type	Width mm	Length mm	Pack.	Item No.
			pcs	
isCon EPPA 004	140	200	50	5408 06 0



Cable support systems





Cable support systems



You will find further information on the Internet at www.obo.de or by QR code



Planning tools

You can use this QR code to go straight to our electronic OBO Construct planning tools.



Mounting systems

Fastening systems

Cable tray systems, Magic

Cable tray systems, walk-on

Mesh cable tray systems

Cable ladder systems

Wide span systems

Vertical cable ladder systems

Luminaire support systems

Shipbuilding systems


Modular systems

Stainless steel systems, grade 2

Stainless steel systems, grade 4



see page 209



see page 223



see page 229



see page 245



see page 249



see page 257



see page 267



see page 277



see page 285



see page 291



see page 295



see page 299



see page 319






Mounting systems


Universal systems

Ceiling bracket




Type	Width	Length	Pack.	Item No.
	mm	mm	pcs	
DB FT	40	80	20	6356 10 9

Ceiling bracket, variable




Type	Width	Pack.	Item No.
	mm	pcs	
DBV FS	76	20	6356 05 5

Ceiling bracket, trapezoidal




Type	Breaking load	Pack.	Item No.
	kN	pcs	
TPB 100 FS	0.8	20	6357 50 6

Splint for trapezoidal ceiling bracket




Type	Breaking load	Pack.	Item No.
	kN	pcs	
TPB R FS	0.8	20	6357 53 6

Hexagonal bolt




Type	Dimension	Pack.	Item No.
	mm	pcs	
SKS 10X110 G	M10 x 110	20	6418 24 4

Ceiling hook




Type	Breaking load	Length	Pack.	Item No.
	kN	mm	pcs	
948 TG6	1	70	25	3453 82 0

Threaded rod




Type	Thread	Length	Pack.	Item No.
		mm	pcs	
2078 M8 1M G	M8	1000	50	3141 12 8
2078 M10 1M G	M10	1000	25	3141 20 9
2078 M12 1M G	M12	1000	20	3141 30 6
2078 M8 2M G	M8	2000	25	3141 13 6
2078 M10 2M G	M10	2000	25	3141 14 0
2078 M12 2M G	M12	2000	20	3141 14 4

Connection sleeve




Type	Thread	Length	Pack.	Item No.
		mm	pcs	
12005 M8 G	M8	30	50	6410 08 1
12005 M10 G	M10	40	50	6410 10 3
12005 M12 G	M12	40	25	6410 11 1

Side holder, universal




Type	Pack.	Item No.
	pcs	
SHU M12 FS	50	6015 32 2
SHU M12 DD	50	6015 32 4

Central suspension for cable tray MAH 35




Type	For width	Pack.	Item No.
	mm	pcs	
MAH 35 100 FS	100	20	6358 69 0
MAH 35 200 FS	200	20	6358 69 2
MAH 35 300 FS	300	20	6358 69 4

Central suspension for cable tray MAH 60




Type	For width	For threaded rod	Pack.	Item No.
	mm		pcs	
MAH 60 100 FS	100	M10	20	6358 70 5
MAH 60 150 FS	150	M10	20	6358 70 9
MAH 60 200 FS	200	M10	20	6358 71 3
MAH 60 300 FS	300	M10	20	6358 71 7

Central suspension for cable tray MAH 60




Type	For width	For threaded rod	Pack.	Item No.
	mm		pcs	
MAH 60 100 FT	100	M10	20	6358 75 2
MAH 60 150 FT	150	M10	20	6358 75 6
MAH 60 200 FT	200	M10	20	6358 76 0
MAH 60 300 FT	300	M10	20	6358 76 4

Central suspension for cable tray MAH




Type	For width	Pack.	Item No.
	mm	pcs	
MAH 050 FS	50	50	6358 50 0
MAH 075 FS	75	50	6358 51 0
MAH 100 FS	100	50	6358 52 7
MAH 150 FS	150	50	6358 53 5
MAH 200 FS	200	50	6358 54 3

Central suspension, universal




Type	Width	Pack.	Item No.
	mm	pcs	
MAHU 200 FS	200	20	6358 85 3
MAHU 300 FS	300	20	6358 85 6
MAHU 400 FS	400	20	6358 86 0
MAHU 500 FS	500	20	6358 86 4
MAHU 600 FS	600	15	6358 86 8

Central suspension, universal




Type	Width	Pack.	Item No.
	mm	pcs	
MAHU 200 FT	200	20	6358 88 4
MAHU 300 FT	300	20	6358 88 8
MAHU 400 FT	400	20	6358 89 2
MAHU 500 FT	500	20	6358 89 6
MAHU 600 FT	600	15	6358 90 0

Stand-off bracket




Type	Width	Pack.	Item No.
	mm	pcs	
DBL 50 100 FS	100	20	6015 50 6
DBL 50 150 FS	150	20	6015 51 4
DBL 50 200 FS	200	20	6015 52 2
DBL 50 300 FS	300	20	6015 53 0
DBL 50 400 FS	400	20	6015 54 9
DBL 50 500 FS	500	25	6015 55 2
DBL 50 600 FS	600	20	6015 55 5

Stand-off bracket



Type	Width	Pack.	Item No.
	mm	pcs	
DBL 50 100 FT	100	20	6015 56 5
DBL 50 150 FT	150	20	6015 57 3
DBL 50 200 FT	200	20	6015 58 1
DBL 50 300 FT	300	20	6015 60 3
DBL 50 400 FT	400	20	6015 61 1
DBL 50 500 FT	500	25	6015 61 4
DBL 50 600 FT	600	20	6015 61 7


Stand-off bracket




Type	Dimension B	Pack.	Item No.
	mm	pcs	
DBLG 20 050 FS	50	20	6015 64 6
DBLG 20 100 FS	100	20	6015 65 4
DBLG 20 150 FS	150	20	6015 65 8
DBLG 20 200 FS	200	20	6015 66 2
DBLG 20 300 FS	300	20	6015 67 0
DBLG 20 400 FS	400	20	6015 68 9
DBLG 20 500 FS	500	25	6015 69 3
DBLG 20 600 FS	600	25	6015 69 7

Mounting systems


Universal systems

 **Stand-off bracket**

Type	Dimension B mm	Pack. pcs	Item No.
DBLG 20 050 FT	50	20	6015 64 8
DBLG 20 100 FT	100	20	6015 65 6
DBLG 20 150 FT	150	20	6015 66 0
DBLG 20 200 FT	200	20	6015 66 4
DBLG 20 300 FT	300	20	6015 67 2
DBLG 20 400 FT	400	20	6015 69 1
DBLG 20 500 FT	500	25	6015 69 5
DBLG 20 600 FT	600	25	6015 69 9

 **Wall bracket**


Type	Pack. pcs	Item No.
WW 100 15 FS	25	6015 36 0
WW 100 20 FS	25	6015 37 9

 **Ceiling bracket**


Type	Width mm	Pack. pcs	Item No.
AHB 100 FT	100	1	6363 90 3
AHB 150 FT	150	1	6363 90 7
AHB 200 FT	200	1	6363 91 1
AHB 300 FT	300	1	6363 93 8
AHB 400 FT	400	1	6363 94 6

KTS


Universal systems

 **TP wall and ceiling bracket**


Type	Width	Pack.	Item No.
	mm	pcs	
TPD 145 FS	145	6	6363 80 6
TPD 245 FS	245	5	6363 81 4
TPD 345 FS	345	5	6363 82 2
TPD 445 FS	445	5	6363 82 6
TPD 545 FS	545	5	6363 82 9
TPD 145 FT	145	6	6363 86 1
TPD 245 FT	245	5	6363 86 5
TPD 345 FT	345	5	6363 86 9

 **TP wall and ceiling bracket**


Type	Width	Pack.	Item No.
	mm	pcs	
TPDG 145 FS	145	6	6365 90 6
TPDG 195 FS	195	6	6365 91 4
TPDG 245 FS	245	5	6365 92 2
TPDG 345 FS	345	5	6365 94 9
TPDG 145 FT	145	6	6365 97 7
TPDG 245 FT	245	5	6365 98 1
TPDG 345 FT	345	5	6365 98 5

 **TP support**


Type	Length	Pack.	Item No.
	mm	pcs	
TPS 445 FS	445	15	6364 32 2
TPS 545 FS	545	15	6364 34 9
TPS 645 FS	645	15	6364 36 5
TPS 445 FT	445	15	6364 40 3
TPS 545 FT	545	15	6364 50 0
TPS 645 FT	645	15	6364 60 8

 **TP profile**


Type	Length	Pack.	Item No.
	mm	pcs	
TPSG 3000 FS	3000	1	6366 09 0
TPSG 3000 FT	3000	1	6366 09 3

 **TP profile**


Type	Length	Pack.	Item No.
	mm	pcs	
TPS 3000 FS	3000	1	6364 80 2

 **TP support / wall and support bracket**


Type	Length	Pack.	Item No.
	mm	pcs	
TPSA 145 FS	145	50	6364 10 1
TPSA 245 FS	245	20	6364 20 9
TPSA 345 FS	345	20	6364 30 6
TPSA 145 FT	145	50	6364 65 9
TPSA 195 FT	195	20	6364 68 3
TPSA 245 FT	245	20	6364 66 7
TPSA 345 FT	345	20	6364 67 5

 **TP support / wall and support bracket**


Type	Length	Pack.	Item No.
	mm	pcs	
TPSAG 145 FS	145	50	6366 01 5
TPSAG 195 FS	195	20	6366 02 3
TPSAG 245 FS	245	20	6366 03 1
TPSAG 345 FS	345	20	6366 06 6
TPSAG 145 FT	145	50	6366 13 1
TPSAG 195 FT	195	20	6366 13 5
TPSAG 245 FT	245	20	6366 13 9
TPSAG 345 FT	345	20	6366 14 3

 **End cap**


Type	Colour	Pack.	Item No.
		pcs	
TPS KS OR	Pastel orange	10	6364 62 5

 **Spacer**

Type	Pack.	Item No.
	pcs	
DS 4 FS	20	6416 55 1
DS 4 FT	20	6416 58 6

 **Truss-head bolt**

Type	Thread	Length	Pack.	Item No.
		mm	pcs	
FRS 10X25 F TPS	M10	25	50	6407 53 6

 **Hexagonal bolt**


Type	Dimension	Pack.	Item No.
	mm	pcs	
SKS 10X60 F	M10 x 60	20	6408 51 6



Mounting systems


U support and bracket systems

US 3 support




Type	Length	Pack.	Item No.
	mm	pcs	
US 3 K 20 FT	200	1	6342 35 1
US 3 K 30 FT	300	1	6342 35 3
US 3 K 40 FT	400	1	6342 35 5
US 3 K 50 FT	500	1	6342 35 7
US 3 K 60 FT	600	1	6342 35 9
US 3 K 70 FT	700	1	6342 36 2
US 3 K 80 FT	800	1	6342 36 4
US 3 K 90 FT	900	1	6342 36 6
US 3 K 100 FT	1000	1	6342 36 8
US 3 K 110 FT	1100	1	6342 37 0
US 3 K 120 FT	1200	1	6342 37 2

End cap




Type	Colour	Pack.	Item No.
		pcs	
US 3 KS OR	Pastel orange	20	6338 45 8

US 3 support FS




Type	Length	Pack.	Item No.
	mm	pcs	
US 3 20 FS	200	1	6342 30 2
US 3 30 FS	300	1	6342 30 4
US 3 40 FS	400	1	6342 30 6
US 3 50 FS	500	1	6342 30 8
US 3 60 FS	600	1	6342 31 0
US 3 70 FS	700	1	6342 31 2
US 3 80 FS	800	1	6342 31 4
US 3 90 FS	900	1	6342 31 6
US 3 100 FS	1000	1	6342 31 8
US 3 150 FS	1500	1	6342 32 8
US 3 200 FS	2000	1	6342 33 8
US 3 300 FS	3000	1	6342 34 0
US 3 600 FS	6000	1	6342 34 5

US 3 support FT




Type	Length	Pack.	Item No.
	mm	pcs	
US 3 600 FT	6000	1	6342 45 0

U support connector




Type	Pack.	Item No.
	pcs	
VUS 3 FT	10	6018 51 3

Spacer




Type	Pack.	Item No.
	pcs	
DSK 25 FT	20	6416 44 6

Head plate




Type	Pack.	Item No.
	pcs	
KU 3 FT	10	6348 87 4

Head plate, variable




Type	Pack.	Item No.
	pcs	
KU 3 V FS	20	6348 88 1
KU 3 V FT	20	6348 88 3

Truss-head bolt




Type	Thread	Length	Pack.	Item No.
		mm	pcs	
FRS 10X25 F 8.8	M10	25	50	6407 56 0

Hexagonal bolt




Type	Dimension	Pack.	Item No.
	mm	pcs	
SKS 10X80 F	M10 x 80	20	6418 25 0
SKS 10X90 F	M10 x 90	20	6418 25 2

US 5 support



Type	Length	Pack.	Item No.
	mm	pcs	
US 5 K 20 FT	200	1	6341 52 7
US 5 K 30 FT	300	1	6341 53 5
US 5 K 40 FT	400	1	6341 54 3
US 5 K 50 FT	500	1	6341 55 1
US 5 K 60 FT	600	1	6341 57 8
US 5 K 70 FT	700	1	6341 58 6
US 5 K 80 FT	800	1	6341 59 4
US 5 K 90 FT	900	1	6341 60 8
US 5 K 100 FT	1000	1	6341 61 6
US 5 K 110 FT	1100	1	6341 62 4
US 5 K 120 FT	1200	1	6341 63 2

End cap



Type	Colour	Pack.	Item No.
		pcs	
US 5 KS OR	Pastel orange	20	6338 46 2

KTS

U support and bracket systems

US 5 support				
Type	Length	Pack.	Item No.	
	mm	pcs		
US 5 20 FT	200	1	6340 88 1	
US 5 30 FT	300	1	6340 90 3	
US 5 40 FT	400	1	6340 91 1	
US 5 50 FT	500	1	6340 93 8	
US 5 60 FT	600	1	6340 94 6	
US 5 70 FT	700	1	6340 95 0	
US 5 80 FT	800	1	6340 95 4	
US 5 90 FT	900	1	6340 95 8	
US 5 100 FT	1000	1	6340 96 2	
US 5 110 FT	1100	1	6340 96 4	
US 5 120 FT	1200	1	6340 96 5	
US 5 150 FT	1500	1	6340 96 6	
US 5 200 FT	2000	1	6340 97 0	
US 5 300 FT	3000	1	6340 98 9	
US 5 600 FT	6000	1	6340 99 7	

U support connector			
Type	Pack.	Item No.	
	pcs		
VUS 5 FT	10	6018 50 5	

Spacer			
Type	Pack.	Item No.	
	pcs		
DSK 45 FT	20	6416 50 0	

Head plate US 5			
Type	Pack.	Item No.	
	pcs		
KUS 5 FT	10	6348 90 4	

Head plate US 5 NOK			
Type	Pack.	Item No.	
	pcs		
KUS 5 NOK FT	10	6348 93 9	

Head plate, variable			
Type	Pack.	Item No.	
	pcs		
KU 5 V FT	4	6348 92 0	

Spacer			
Type	Pack.	Item No.	
	pcs		
DSK 47 FT	20	6416 50 4	

Truss-head bolt				
Type	Thread	Length	Pack.	Item No.
		mm	pcs	
FRS 10X25 F 8.8	M10	25	50	6407 56 0

Hexagonal bolt				
Type	Dimension	Pack.	Item No.	
	mm	pcs		
SKS 10X80 F	M10 x 80	20	6418 25 0	
SKS 10X90 F	M10 x 90	20	6418 25 2	
SKS 10X120 F	M10 x 120	20	3160 79 3	

US 7 support				
Type	Length	Pack.	Item No.	
	mm	pcs		
US 7 K 20 FT	200	1	6339 01 8	
US 7 K 30 FT	300	1	6339 03 4	
US 7 K 40 FT	400	1	6339 05 0	
US 7 K 50 FT	500	1	6339 07 7	
US 7 K 60 FT	600	1	6339 09 3	
US 7 K 70 FT	700	1	6339 11 5	
US 7 K 80 FT	800	1	6339 13 1	
US 7 K 90 FT	900	1	6339 16 6	
US 7 K 100 FT	1000	1	6339 18 2	
US 7 K 110 FT	1100	1	6339 19 0	
US 7 K 120 FT	1200	1	6339 20 4	
US 7 K 130 FT	1300	1	6339 21 2	
US 7 K 140 FT	1400	1	6339 22 0	
US 7 K 150 FT	1500	1	6339 23 9	
US 7 K 160 FT	1600	1	6339 24 7	
US 7 K 170 FT	1700	1	6339 25 5	
US 7 K 180 FT	1800	1	6339 26 3	
US 7 K 190 FT	1900	1	6339 27 1	
US 7 K 200 FT	2000	1	6339 29 8	

End cap			
Type	Pack.	Item No.	
	pcs		
US 7 KS OR	20	6338 49 7	


US 7 support				
Type	Length	Pack.	Item No.	
	mm	pcs		
US 7 20 FT	200	1	6340 01 6	
US 7 30 FT	300	1	6340 03 2	
US 7 40 FT	400	1	6340 05 9	
US 7 50 FT	500	1	6340 07 5	
US 7 60 FT	600	1	6340 09 1	
US 7 70 FT	700	1	6340 11 3	
US 7 80 FT	800	1	6340 14 8	
US 7 90 FT	900	1	6340 16 4	
US 7 100 FT	1000	1	6340 18 0	
US 7 110 FT	1100	1	6340 19 9	
US 7 120 FT	1200	1	6340 20 2	
US 7 130 FT	1300	1	6340 21 0	
US 7 140 FT	1400	1	6340 22 9	
US 7 150 FT	1500	1	6340 23 7	
US 7 160 FT	1600	1	6340 24 5	
US 7 170 FT	1700	1	6340 25 3	
US 7 180 FT	1800	1	6340 26 1	
US 7 190 FT	1900	1	6340 28 8	
US 7 200 FT	2000	1	6340 29 6	
US 7 300 FT	3000	1	6340 37 7	
US 7 400 FT	4000	1	6340 39 3	
US 7 600 FT	6000	1	6340 31 8	



Mounting systems


U support and bracket systems

U support connector




Type	Pack.	Item No.
VUS 7 FT	10 pcs	6018 37 8

Spacer




Type	Pack.	Item No.
DSK 61 FT	20 pcs	6416 51 9

Head plate, light-duty




Type	Pack.	Item No.
KU 7 FT	10 pcs	6349 10 2

Head plate, heavy-duty




Type	Pack.	Item No.
KU 7 NOX FT	1 pcs	6349 05 6

Head plate for welding




Type	Pack.	Item No.
KU 7 AOX FT	1 pcs	6349 21 8

Head plate, variable




Type	Pack.	Item No.
KU 7 VQP FT	10 pcs	6349 15 3

Spacer




Type	Pack.	Item No.
DSK 45 FT	20 pcs	6416 50 0

Adapter head plate, symmetrical




Type	Pack.	Item No.
KA-SY FT	1 pcs	6346 80 4

Adapter head plate, asymmetrical




Type	Pack.	Item No.
KA-ASY FT	1 pcs	6346 82 0

Truss-head bolt




Type	Thread	Length	Pack.	Item No.
FRS 12X25 F	M12	25 mm	10 pcs	6406 25 4

Hexagonal bolt




Type	Dimension	Pack.	Item No.
SKS 12X80 F	M12 x 80 mm	20 pcs	6418 28 7
SKS 12X100 F	M12 x 100 mm	20 pcs	6418 29 5
SKS 12X110 F	M12 x 110 mm	20 pcs	6418 31 7
SKS 12X130 F	M12 x 130 mm	20 pcs	6408 47 8

Mounting angle BW 60




Type	Pack.	Item No.
BW 60 40 FT	10 pcs	6019 56 0

Mounting angle BW 70




Type	Pack.	Item No.
BW 70 40 FT	10 pcs	6019 70 6

Wall and support bracket MWA 12




Type	Width	Pack.	Item No.
MWA 12 11S FS	110 mm	30 pcs	6424 71 6
MWA 12 21S FS	210 mm	30 pcs	6424 73 2
MWA 12 31S FS	310 mm	30 pcs	6424 74 0
MWA 12 41S FS	410 mm	30 pcs	6424 75 9

Wall and support bracket MWAM 12




Type	Width	Pack.	Item No.
MWAM 12 11 FS	110 mm	30 pcs	6424 55 0
MWAM 12 21 FS	210 mm	30 pcs	6424 55 2
MWAM 12 31 FS	310 mm	30 pcs	6424 55 4
MWAM 12 41 FS	410 mm	25 pcs	6424 55 6

Wall and support bracket MWAG 12




Type	Width	Pack.	Item No.
MWAG 12 11 FS	110 mm	30 pcs	6424 60 0
MWAG 12 21 FS	210 mm	30 pcs	6424 60 8
MWAG 12 31 FS	310 mm	30 pcs	6424 61 6
MWAG 12 41 FS	410 mm	25 pcs	6424 62 4

Wall and support bracket AW 15



Type	Width	Pack.	Item No.
AW 15 11 FT	110 mm	30 pcs	6420 65 6
AW 15 16 FT	160 mm	30 pcs	6420 66 4
AW 15 21 FT	210 mm	30 pcs	6420 68 0
AW 15 31 FT	310 mm	30 pcs	6420 71 0
AW 15 41 FT	410 mm	30 pcs	6420 74 5
AW 15 51 FT	510 mm	20 pcs	6420 78 8
AW 15 56 FT	560 mm	20 pcs	6420 79 6
AW 15 61 FT	610 mm	20 pcs	6420 82 6


Wall and support bracket AWG 15



Type	Width	Pack.	Item No.
AW G 15 11 FT	110 mm	30 pcs	6420 60 6
AW G 15 16 FT	160 mm	30 pcs	6420 60 7
AW G 15 21 FT	210 mm	30 pcs	6420 60 8
AW G 15 31 FT	310 mm	30 pcs	6420 61 0
AW G 15 41 FT	410 mm	30 pcs	6420 61 2
AW G 15 51 FT	510 mm	20 pcs	6420 61 4
AW G 15 61 FT	610 mm	20 pcs	6420 61 6


U support and bracket systems

Wall and support bracket AW 30




Type	Width	Pack.	Item No.
	mm	pcs	
AW 30 11 FT	110	1	6419 70 4
AW 30 16 FT	160	1	6419 71 2
AW 30 21 FT	210	1	6419 72 0
AW 30 31 FT	310	1	6419 74 7
AW 30 41 FT	410	1	6419 76 3
AW 30 51 FT	510	1	6419 79 8
AW 30 56 FT	560	1	6419 84 4
AW 30 61 FT	610	1	6419 82 8
AW 30 71 FT	710	1	6419 83 6

Wall and support bracket AW 55




Type	Width	Pack.	Item No.
	mm	pcs	
AW 55 21 FT	210	1	6418 55 4
AW 55 31 FT	310	1	6418 57 0
AW 55 41 FT	410	1	6418 59 7
AW 55 51 FT	510	1	6418 61 9
AW 55 56 FT	560	1	6418 62 7
AW 55 61 FT	610	1	6418 63 5
AW 55 71 FT	710	1	6418 65 1
AW 55 81 FT	810	1	6418 68 6
AW 55 91 FT	910	1	6418 70 8
AW 55 101 FT	1010	1	6418 72 4

Wall bracket AW 80




Type	Width	Pack.	Item No.
	mm	pcs	
AW 80 21 FT	210	1	6417 75 2
AW 80 31 FT	310	1	6417 77 9
AW 80 41 FT	410	1	6417 79 5
AW 80 51 FT	510	1	6417 81 7
AW 80 61 FT	610	1	6417 83 3
AW 80 71 FT	710	1	6417 86 8
AW 80 81 FT	810	1	6417 88 4

Wall bracket, variable AWVL FS




Type	Width	Pack.	Item No.
	mm	pcs	
AWVL 11 FS	170	5	6419 46 4
AWVL 16 FS	220	5	6419 46 8
AWVL 21 FS	270	5	6419 47 2
AWVL 31 FS	370	5	6419 47 6
AWVL 41 FS	470	5	6419 48 0

Wall bracket, variable AWVL FT




Type	Width	Pack.	Item No.
	mm	pcs	
AWVL 11 FT	170	5	6419 50 1
AWVL 16 FT	220	5	6419 50 5
AWVL 21 FT	270	5	6419 50 9
AWVL 31 FT	370	5	6419 51 3
AWVL 41 FT	470	5	6419 51 7

Wall bracket, variable AWW FT




Type	Width	Pack.	Item No.
	mm	pcs	
AWV 21 FT	210	5	6419 53 4
AWV 31 FT	310	5	6419 55 0
AWV 41 FT	410	5	6419 57 7
AWV 51 FT	510	5	6419 59 3
AWV 61 FT	610	5	6419 61 5

Wall and clamping bracket AWSS




Type	Width	Pack.	Item No.
	mm	pcs	
AWSS 21 FT	210	1	6417 90 6
AWSS 31 FT	310	1	6417 91 0
AWSS 41 FT	410	1	6417 91 4
AWSS 51 FT	510	1	6417 91 8
AWSS 61 FT	610	1	6417 92 2
AWSS 71 FT	710	1	6417 92 6
AWSS 81 FT	810	1	6417 93 0
AWSS 91 FT	910	1	6417 93 4
AWSS 101 FT	1010	1	6417 93 8

Adapter plate



Type	Width	Height	Pack.	Item No.
	mm	mm	pcs	
KA-E 45 FT	400	500	1	6346 75 8

Corner seat



Type	Pack.	Item No.
	pcs	
KA-EA FT	2	6346 76 3



Mounting systems

I support systems

IS 8 support				
Type	Length	Pack.	Item No.	
	mm	pcs		
IS 8 K 20 FT	200	1	6361 02 1	
IS 8 K 30 FT	300	1	6361 05 6	
IS 8 K 40 FT	400	1	6361 07 2	
IS 8 K 50 FT	500	1	6361 09 9	
IS 8 K 60 FT	600	1	6361 11 0	
IS 8 K 70 FT	700	1	6361 13 7	
IS 8 K 80 FT	800	1	6361 15 3	
IS 8 K 90 FT	900	1	6361 18 8	
IS 8 K 100 FT	1000	1	6361 21 8	
IS 8 K 110 FT	1100	1	6361 23 4	
IS 8 K 120 FT	1200	1	6361 25 0	
IS 8 K 130 FT	1300	1	6361 27 7	
IS 8 K 140 FT	1400	1	6361 29 3	
IS 8 K 150 FT	1500	1	6361 31 5	
IS 8 K 160 FT	1600	1	6361 33 1	
IS 8 K 170 FT	1700	1	6361 36 6	
IS 8 K 180 FT	1800	1	6361 38 2	
IS 8 K 200 FT	2000	1	6361 42 0	

IS 8 support				
Type	Length	Pack.	Item No.	
	mm	pcs		
IS 8 30 FT	300	1	6337 03 1	
IS 8 40 FT	400	1	6337 05 8	
IS 8 50 FT	500	1	6337 06 6	
IS 8 60 FT	600	1	6337 07 4	
IS 8 70 FT	700	1	6337 08 2	
IS 8 80 FT	800	1	6337 09 0	
IS 8 90 FT	900	1	6337 10 4	
IS 8 100 FT	1000	1	6337 11 2	
IS 8 110 FT	1100	1	6337 12 0	
IS 8 120 FT	1200	1	6337 13 9	
IS 8 130 FT	1300	1	6337 14 7	
IS 8 140 FT	1400	1	6337 15 5	
IS 8 150 FT	1500	1	6337 16 3	
IS 8 160 FT	1600	1	6337 17 1	
IS 8 170 FT	1700	1	6337 19 8	
IS 8 180 FT	1800	1	6337 20 1	
IS 8 190 FT	1900	1	6337 22 8	
IS 8 200 FT	2000	1	6337 23 6	
IS 8 300 FT	3000	1	6337 24 4	
IS 8 600 FT	6000	1	6337 25 2	

End cap				
Type	Colour	Pack.	Item No.	
		pcs		
IS 8 KS OR	Pastel orange	20	6338 51 9	

I support connector			
Type	Pack.	Item No.	
	pcs		
VIS 8 FT	10	6018 30 0	

Head plate, lengthwise			
Type	Pack.	Item No.	
	pcs		
KI 8 FT	1	6347 05 3	

Head plate, crosswise			
Type	Pack.	Item No.	
	pcs		
KI 8 NOK FT	1	6347 06 1	

Head plate, variable			
Type	Pack.	Item No.	
	pcs		
KI 8 VQP FT	1	6348 10 6	

Head plate, variable			
Type	Pack.	Item No.	
	pcs		
KI 8 VLK FT	1	6348 15 7	

Head plate, variable			
Type	Pack.	Item No.	
	pcs		
KI 8 VLP FT	1	6347 84 3	

Head plate for welding			
Type	Pack.	Item No.	
	pcs		
KI 8 AOX FT	1	6347 08 8	

Head plate with a welded-on CPS 5 rail			
Type	Pack.	Item No.	
	pcs		
KI8 CPS5-1-300FT	1	6347 02 6	
KI8 CPS5-1-400FT	1	6347 03 0	
KI8 CPS5-1-500FT	1	6347 02 8	

Head plate with two welded-on CPS 5 rails			
Type	Pack.	Item No.	
	pcs		
KI8 CPS5-2-300FT	1	6347 03 6	
KI8 CPS5-2-400FT	1	6347 03 2	
KI8 CPS5-2-500FT	1	6347 03 8	

Adapter head plate, symmetrical			
Type	Pack.	Item No.	
	pcs		
KA-SY FT	1	6346 80 4	

Adapter head plate, asymmetrical			
Type	Pack.	Item No.	
	pcs		
KA-ASY FT	1	6346 82 0	

Support strap			
Type	Pack.	Item No.	
	pcs		
AHIS 8 FT	10	6019 06 4	

I support systems

Support claw			
Type		Pack.	Item No.
		pcs	
TGK 30 42 FT		10	6018 96 3

Mounting angle			
Type		Pack.	Item No.
		pcs	
BW 80 55 FT		10	6019 52 8

Support bracket AS 15				
Type	Width		Pack.	Item No.
	mm		pcs	
AS 15 11 FT	110		30	6421 32 6
AS 15 16 FT	160		30	6421 33 4
AS 15 21 FT	210		25	6421 35 0
AS 15 31 FT	310		25	6421 38 5
AS 15 41 FT	410		30	6421 42 3
AS 15 51 FT	510		10	6421 46 6
AS 15 61 FT	610		10	6421 49 0

Support bracket AS 30				
Type	Width		Pack.	Item No.
	mm		pcs	
AS 30 11 FT	110		1	6419 37 0
AS 30 16 FT	160		1	6419 37 6
AS 30 21 FT	210		1	6419 38 2
AS 30 31 FT	310		1	6419 38 8
AS 30 41 FT	410		1	6419 39 4
AS 30 51 FT	510		1	6419 40 0
AS 30 56 FT	560		1	6419 40 6
AS 30 61 FT	610		1	6419 41 2
AS 30 71 FT	710		1	6419 41 8


Support bracket AS 55				
Type	Width		Pack.	Item No.
	mm		pcs	
AS 55 21 FT	210		1	6419 28 6
AS 55 31 FT	310		1	6419 29 2
AS 55 41 FT	410		1	6419 29 8
AS 55 51 FT	510		1	6419 30 4
AS 55 56 FT	560		1	6419 31 0
AS 55 61 FT	610		1	6419 31 6
AS 55 71 FT	710		1	6419 32 2
AS 55 81 FT	810		1	6419 32 8
AS 55 91 FT	910		1	6419 33 4
AS 55 101 FT	1010		1	6419 34 0



Mounting systems


Clamp fastening systems

Clamping angle




Type	Bolt	Pack.	Item No.
		pcs	
KL1 10 S FT	M10 x 40	10	6354 10 6
KL1 15 S FT	M10 x 50	10	6354 11 4
KL1 20 S FT	M10 x 50	10	6354 12 2

Clamping angle KWH




Type	Bolt	F in kN	Pack.	Item No.
		kN	pair	
KWH 5 FT	M12 x 40	5.7	10	6355 02 1
KWH 10 FT	M12 x 50	5.7	10	6355 04 8
KWH 15 FT	M12 x 50	5.7	10	6355 05 6
KWH 20 FT	M12 x 60	5.7	10	6355 06 4
KWH 25 FT	M12 x 60	5.7	10	6355 07 2

Beam clamp, vertical BFK 166




Type	Pack.	Item No.
	pcs	
BFK 166 58 20 FT	10	6003 88 8

Beam clamp, vertical BFK 132




Type	Pack.	Item No.
	pcs	
BFK 132 58 FT	10	6003 88 0

Beam clamp, horizontal BFK 153




Type	Pack.	Item No.
	pcs	
BFK 153 33 FT	10	6003 88 4

Beam clamp, horizontal BFK 187




Type	Pack.	Item No.
	pcs	
BFK 187 33 FT	10	6003 89 2

Beam clamp




Type	Flange thickness	For threaded rod	Pack.	Item No.
	mm		pcs	
SSP 6-21 M6 FT	6-21	M8	25	1486 23 2
SSP 6-21 M8 FT	6-21	M8	25	1486 28 2

Beam clamp




Type	Flange thickness	For threaded rod	Pack.	Item No.
	mm		pcs	
SSP 20-40 M6 FT	20-40	M8	25	1486 23 8
SSP 20-40 M8 FT	20-40	M8	25	1486 28 8

Clamping angle KWS




Type	Bolt	F in kN	Pack.	Item No.
		kN	pair	
KWS 5 FT	M12 x 40	5.7	10	6355 21 8
KWS 10 FT	M12 x 50	5.7	10	6355 22 6
KWS 15 FT	M12 x 50	5.7	10	6355 23 4
KWS 20 FT	M12 x 60	5.7	10	6355 24 2
KWS 25 FT	M12 x 60	5.7	10	6355 25 0

Chuck jaw, light-duty TKH




Type	Bolt	F in kN	Pack.	Item No.
		kN	pair	
TKH-L-25 FT	M10 x 25	10	10	6355 81 2

Chuck jaw, light-duty TKS




Type	Bolt	F in kN	Pack.	Item No.
		kN	pair	
TKS-L-25 FT	M10 x 50	10	10	6355 80 8

Chuck jaw, heavy-duty TKH




Type	Bolt	F in kN	Pack.	Item No.
		kN	pair	
TKH-S-30 FT	M12 x 65	21	10	6355 80 4

Chuck jaw, heavy-duty TKS




Type	Bolt	F in kN	Pack.	Item No.
		kN	pair	
TKS-S-30 FT	M12 x 75	21	10	6355 80 0

Adapter plate




Type	Width	Height	Pack.	Item No.
	mm	mm	pcs	
KA-AW 30 FT	400	140	1	6346 71 5
KA-AW 80 FT	400	270	1	6346 73 1

Adapter plate



Type	Width	Height	Pack.	Item No.
	mm	mm	pcs	
KA-E 45 FT	400	500	1	6346 75 8


Hexagonal bolt



Type	Dimension	Pack.	Item No.
	mm	pcs	
SKS 12X40 G F	M12 x 40	10	3164 02 0


Construction and profile rail systems

Profile rails




Type	Dimension W x H	Material thickness	Length	Pack.	Item No.
	mm	mm	mm	m	
2068 2M BK	35 x 18	1.5	2000	20	1118 02 1
2068 2M FS	35 x 18	1.5	2000	20	1118 22 6
2068 2M FT	35 x 18	1.5	2000	20	1118 12 9

Profile rails




Type	Dimension W x H	Material thickness	Length	Pack.	Item No.
	mm	mm	mm	pcs	
2068 L 200 FT	35 x 18	1.5	200	25	1119 69 6
2068 L 300 FT	35 x 18	1.5	300	25	1119 69 3
2068 L 400 FT	35 x 18	1.5	400	10	1119 69 0
2068 L 500 FT	35 x 18	1.5	500	10	1119 68 7
2068 L 600 FT	35 x 18	1.5	600	10	1119 68 4
2068 L 700 FT	35 x 18	1.5	700	10	1119 68 1
2068 L 800 FT	35 x 18	1.5	800	10	1119 67 8
2068 L 1M FT	35 x 18	1.5	1000	10	1119 67 2
2068 L 2M FT	35 x 18	1.5	2000	20	1119 65 6

Profile rails




Type	Dimension W x H	Material thickness	Length	Pack.	Item No.
	mm	mm	mm	m	
2063 2M BK	35 x 18	2	2000	20	1112 02 3
2063 2M FS	35 x 18	2	2000	20	1112 12 0
2063 2M FT	35 x 18	2	2000	20	1112 22 8

Profile rails




Type	Dimension W x H	Material thickness	Length	Pack.	Item No.
	mm	mm	mm	m	
2063 L 2M FS	35 x 18	2	2000	2	1112 70 8
2063 L 2M FT	35 x 18	2	2000	20	1112 75 9

Profile rails




Type	Dimension W x H	Material thickness	Length	Pack.	Item No.
	mm	mm	mm	m	
C30 L 2M FS	30 x 15	1.5	2000	2	1110 00 2
C30 L 200 FT	30 x 15	1.5	200	25	1109 78 2
C30 L 300 FT	30 x 15	1.5	300	25	1109 79 0
C30 L 400 FT	30 x 15	1.5	400	10	1109 80 4
C30 L 500 FT	30 x 15	1.5	500	10	1109 81 2
C30 L 600 FT	30 x 15	1.5	600	10	1109 82 0
C30 L 700 FT	30 x 15	1.5	700	10	1109 83 9
C30 L 800 FT	30 x 15	1.5	800	10	1109 84 7

Profile rails




Type	Dimension W x H	Material thickness	Length	Pack.	Item No.
	mm	mm	mm	m	
C30 L 1M FT	30 x 15	1.5	1000	10	1109 86 3
C30 L 2M FT	30 x 15	1.5	2000	20	1109 87 1

Profile rails




Type	Dimension W x H	Material thickness	Length	Pack.	Item No.
	mm	mm	mm	pcs	
1268 L 200 FS	35 x 18	1.25	200	25	1104 26 8
1268 L 300 FS	35 x 18	1.25	300	25	1104 28 4
1268 L 400 FS	35 x 18	1.25	400	10	1104 29 2
1268 L 500 FS	35 x 18	1.25	500	10	1104 30 6
1268 L 600 FS	35 x 18	1.25	600	10	1104 31 0
1268 L 700 FS	35 x 18	1.25	700	10	1104 31 5
1268 L 800 FS	35 x 18	1.25	800	10	1104 32 0
1268 L 900 FS	35 x 18	1.25	900	10	1104 32 5
1268 L 1M FS	35 x 18	1.25	1000	1	1104 49 7
1268 L 2M FS	35 x 18	1.25	2000	2	1104 50 0

Profile rails




Type	Dimension W x H	Material thickness	Length	Pack.	Item No.
	mm	mm	mm	pcs	
1268 SL 150 FS	35 x 18	1.75	150	25	1104 34 9
1268 SL 200 FS	35 x 18	1.75	200	25	1104 35 7
1268 SL 300 FS	35 x 18	1.75	300	25	1104 37 3
1268 SL 400 FS	35 x 18	1.75	400	10	1104 39 1
1268 SL 500 FS	35 x 18	1.75	500	10	1104 40 3
1268 SL 600 FS	35 x 18	1.75	600	10	1104 41 1
1268 SL 800 FS	35 x 18	1.75	800	10	1104 42 7
1268 SL 900 FS	35 x 18	1.75	900	10	1104 43 5
1268 SL 1M FS	35 x 18	1.75	1000	10	1104 44 5
1268 SL 2M FS	35 x 18	1.75	2000	2	1104 45 4

End cap



Type	Colour	Pack.	Item No.
		pcs	
1268 SK OR	Pastel orange	50	1124 50 2


Profile rail, heavy-duty



Type	Dimension W x H	Material thickness	Length	Pack.	Item No.
	mm	mm	mm	m	
2100 FT	46 x 24	2.5	2000	10	1120 20 4


Type	Dimension W x H	Material thickness	Length	Pack.	Item No.
	mm	mm	mm	m	
2110 FT	56 x 30	3	2000	10	1121 22 7

Profile rail, slot 18 mm



Type	Dimension W x H	Material thickness	Length	Pack.	Item No.
	mm	mm	mm	m	
CPS 4L 2M FT	40 x 22,5	2	2000	10	1121 97 9
CPS 4L 6M FT	40 x 22,5	2	6000	6	1121 89 8

End cap




Type	Colour	Pack.	Item No.
		pcs	
CPS 4 SK OR SP	Pastel orange	25	1124 55 5



Mounting systems


Construction and profile rail systems

Profile rail, slot 22 mm




Type	Dimension W x H mm	Material thickness mm	Length mm	Pack. pcs	Item No.
CPS 5 G 220 FT	50 x 30	3	220	1	6349 40 4
CPS 5 G 260 FT	50 x 30	3	260	1	6349 41 2
CPS 5 G 300 FT	50 x 30	3	300	1	6349 43 9
CPS 5 G 340 FT	50 x 30	3	340	1	6349 44 7
CPS 5 G 380 FT	50 x 30	3	380	1	6349 46 3

Profile rail, slot 22 mm




Type	Dimension W x H mm	Material thickness mm	Length mm	Pack. m	Item No.
CPS 5 L 2M FT	50 x 30	3	2000	2	1121 46 4
CPS 5 L 6M FT	50 x 30	3	6000	6	1121 47 2

End cap




Type	Colour	Pack. pcs	Item No.
CPS 5 SK OR SP	Pastel orange	25	1124 56 3

Profile rail, perforated




Type	Dimension W x H mm	Material thickness mm	Length mm	Pack. m	Item No.
MS 21 L 3M FT	41x21	2	3000	3	1122 92 4
MS 21 L 6M FT	41x21	2	6000	6	1122 92 6




Type	Dimension W x H mm	Material thickness mm	Length mm	Pack. m	Item No.
MS 41 LS 3M FT	41x41	2.5	3000	3	1122 48 3
MS 41 LS 6M FT	41x41	2.5	6000	6	1122 48 7

Mounting rail MS 21




Type	Dimension W x H mm	Material thickness mm	Length mm	Pack. pcs	Item No.
MS 21 L 200 FT	41x21	2	200	1	1122 93 3
MS 21 L 300 FT	41x21	2	300	1	1122 93 4
MS 21 L 400 FT	41x21	2	400	1	1122 93 5
MS 21 L 500 FT	41x21	2	500	1	1122 93 6
MS 21 L 600 FT	41x21	2	600	1	1122 93 7
MS 21 L 700 FT	41x21	2	700	1	1122 93 8
MS 21 L 800 FT	41x21	2	800	1	1122 93 9
MS 21 L 900 FT	41x21	2	900	1	1122 94 0

Protective cap MS21




Type	Colour	Pack. pcs	Item No.
MS 21 SK OR SP	Pastel orange	25	1122 90 2

Protective cap MS41




Type	Colour	Pack. pcs	Item No.
MS 41 SK OR SP	Pastel orange	25	1122 90 0

End cap MS 41




Type	Colour	Pack. pcs	Item No.
MS 41 EDK OR	Pastel orange	50	1122 90 6

Angle profile




Type	Length mm	Pack. pcs	Item No.
WP 30 35 2000 FT	2000	10	6373 10 0
WP 30 35 5000 FT	5000	1	6373 10 3

Angle profile




Type	Length mm	Pack. m	Item No.
WP 40 65 5000 FT	5000	5	6373 07 0

End cap




Type	Colour	Pack. pcs	Item No.
WPK SR OR	Pastel orange	20	6372 88 1
WPK SL OR	Pastel orange	20	6372 89 8

Angle profile




Type	Length mm	Pack. m	Item No.
WESP 50 20 BK	3000	3	7105 66 5

Angle profile




Type	Length mm	Pack. m	Item No.
WESP 60 15 BK	3000	3	7105 96 7

Slotted steel strap




Type	Dimension mm	Per bundle m	Pack. m	Item No.
5050 20X3 3M FT	20 x 3	60	60	1465 76 7
5050 25X3 3M FT	25 x 3	60	60	1465 77 5
5050 30X3 3M FT	30 x 3	60	60	1465 79 1
5050 SB30x3 FT	30 x 3	60	60	1466 26 7
5050 30X4 3M FT	30 x 4	30	30	1465 80 5
5050 40X4 3M FT	40 x 4	30	30	1465 82 1

Construction and suspension profile




Type	Length mm	Pack. m	Item No.
SLH 42 FT	2000	2	7103 61 1


Construction and profile rail systems

 **Construction and suspension profile**


Type	Length	Pack.	Item No.
SLH 62 FT	3000 mm	3 m	7103 64 3

 **Construction and suspension profile**

Type	Length	Pack.	Item No.
FESP L 50 4 BK	3000 mm	15 m	7104 96 0


 **Construction and suspension profile**

Type	Length	Pack.	Item No.
FESP Q 50 4 BK	3000 mm	15 m	7104 66 9

 **Construction and suspension profile**

Type	Length	Pack.	Item No.
FESP 50 5	3000 mm	15 m	7104 36 7






Fastening systems




Screw and fastening systems

Quick connector




Type	Dimension	Pack.	Item No.
	mm	pcs	
FCM F	M6 x 12	50	6424 54 8

Truss-head bolt with flange nut




Type	Thread	Length	Pack.	Item No.
		mm	pcs	
FRSB 6X12 VZ G	M6	12	10	6406 13 3
FRSB 6X12 G	M6	12	100	6406 13 0
FRSB 6X20 G	M6	20	100	6406 18 1

Truss-head bolt with combination nut




Type	Thread	Length	Pack.	Item No.
		mm	pcs	
FRSB 6X12 VZ F	M6	12	10	6406 12 5
FRSB 6X12 F	M6	12	100	6406 12 2
FRSB 6X15 F	M6	16	100	6406 15 7
FRSB 6X20 F	M6	20	100	6406 20 3
FRSB 6X30 F	M6	30	100	6406 90 7

Truss-head bolt with nut and washer




Type	Thread	Length	Pack.	Item No.
		mm	pcs	
FRS 8X16 F 8.8	M8	16	50	6406 96 3
FRS 8X16 F 5.6	M8	16	50	6406 93 9
FRS 8X20 F	M8	20	50	6406 97 1
FRS 8X25 F	M8	25	50	6406 99 8
FRS 8X35 F	M8	35	50	6407 04 8
FRS 10X20 F	M10	20	50	6407 47 1
FRS 10X25 F	M10	25	50	6407 52 8
FRS 10X25 F 8.8	M10	25	50	6407 56 0
FRS 10X25 F TPS	M10	25	50	6407 53 6
FRS 10X30 F	M10	30	50	6407 57 9
FRS 12X25 F	M12	25	10	6406 25 4
FRS 12X30 F	M12	30	20	6406 27 0

Hexagonal bolt




Type	Thread	Length	Pack.	Item No.
		mm	pcs	
342 M8X20 G	M8	20	100	3158 20 9
342 M8X25 G	M8	25	100	3158 24 1
342 M8X30 G	M8	30	100	3158 30 6
342 M10X20 G	M10	20	100	3160 20 3
342 M10X30 G	M10	30	100	3160 30 0
342 M10X40 G	M10	40	50	3160 40 8
342 M10X50 G	M10	50	50	3160 50 5
342 M10X60 G	M10	60	50	3160 60 2
342 M12X30 G	M12	30	50	3162 30 3
342 M12X40 G	M12	40	50	3162 40 0
342 M12X50 G	M12	50	50	3162 50 8

Hexagonal bolt with nut and washer




Type	Dimension	Pack.	Item No.
	mm	pcs	
SKS 6X12 F	M6 x 10	100	3156 49 4
SKS 6X20 F	M6 x 20	100	3156 51 6
SKS 6X30 F	M6 x 30	100	3156 52 4

Hexagonal bolt with nut and washer




Type	Dimension	Pack.	Item No.
	mm	pcs	
SKS 8X16 F	M8 x 16	50	3158 62 4
SKS 8X20 F	M8 x 20	50	3158 63 2
SKS 8X30 F	M8 x 30	50	3158 64 0

Hexagonal bolt with nut and washer




Type	Dimension	Pack.	Item No.
	mm	pcs	
SKS 10X25 F	M10 x 25	50	3160 73 4
SKS 10X30 F	M10 x 30	50	3160 74 2
SKS 10X40 F	M10 x 40	50	3160 75 0
SKS 10X60 F	M10 x 60	20	6408 51 6
SKS 10X80 F	M10 x 80	20	6418 25 0
SKS 10X90 F	M10 x 90	20	6418 25 2
SKS 10X120 F	M10 x 120	20	3160 79 3

Hexagonal bolt with nut and washer




Type	Dimension	Pack.	Item No.
	mm	pcs	
SKS 12X30 F	M12 x 30	20	3163 09 1
SKS 12X40 F	M12 x 40	25	3163 11 3
SKS 12X60 F	M12 x 60	25	3163 15 6

Hexagonal bolt with nut and washer




Type	Dimension	Pack.	Item No.
	mm	pcs	
SKS 12X80 F	M12 x 80	20	6418 28 7
SKS 12X100 F	M12 x 100	20	6418 29 5
SKS 12X110 F	M12 x 110	20	6418 31 7
SKS 12X130 F	M12 x 130	20	6408 47 8

Washer




Type	Outer-Ø	Hole-Ø	Pack.	Item No.
	mm	mm	pcs	
966 M6 F	12	6.4	100	3402 44 4
966 M8 F	16	8.4	100	3402 45 2
966 M10 F	20	10.5	100	3402 46 0
966 M12 F	24	13	100	3402 47 9

Large washer




Type	Outer-Ø	Hole-Ø	Pack.	Item No.
	mm	mm	pcs	
DIN440 7 F	22	6.6	100	6408 70 2
DIN440 9 F	28	9	100	6408 71 0
DIN440 11 F	34	11	100	6408 72 9
DIN440 14 F	44	13.5	50	6408 73 7

Large washer




Type	Thread	Dimension D	Pack.	Item No.
		mm	pcs	
964 M4 G15 G	M4	15	100	3403 02 5
964 M5 G20 G	M5	20	100	3403 04 1
964 M6 G25 G	M6	25	100	3403 08 4
964 M6 G30 G	M6	30	100	3403 09 2
964 M6 G20 G	M6	20	100	3403 07 6
964 M8 G25 G	M8	25	100	3403 13 0
964 M8 G20 G	M8	20	100	3403 12 2
964 M10 G30 G	M10	30	100	3403 16 5

Counter plate



Type	Dimension	Pack.	Item No.
	mm	pcs	
K 60 FT	50 x 60	10	6348 40 8
K 70 FT	70 x 70	10	6348 44 0

Serrated washer



Type	Thread	Pack.	Item No.
		pcs	
DIN 6798 A M6 G	M6	100	3404 06 4
DIN 6798 A M8 G	M8	100	3404 08 0
DIN 6798 A M10 G	M10	100	3404 10 2
DIN 6798 A M12 G	M12	100	3404 12 9

Fastening systems

Screw and fastening systems

Serrated washer			
Type		Pack.	Item No.
		pcs	
DIN 6798 M6 VA		100	3404 33 1

Lock washer				
Type	Thread		Pack.	Item No.
			pcs	
DIN 128 A M6 G	M6		100	3405 06 0
DIN 128 A M8 G	M8		100	3405 08 7
DIN 128 A M10 G	M10		100	3405 10 9
DIN 128 A M12 G	M12		100	3405 12 5

Flange nut				
Type	Thread		Pack.	Item No.
			pcs	
KM M6 G	M6		100	6408 95 8
KM M6 F	M6		100	6408 96 2

Hexagonal nut				
Type	Thread		Pack.	Item No.
			pcs	
DIN 934 M4 G	M4		100	3400 04 2
DIN 934 M5 G	M5		100	3400 05 0
DIN 934 M6 G	M6		100	3400 06 9
DIN 934 M8 G	M8		100	3400 08 5
DIN 934 M10 G	M10		100	3400 10 7
DIN 934 M12 G	M12		100	3400 12 3

Hexagonal nut				
Type	Thread		Pack.	Item No.
			pcs	
DIN934 M6 F	M6		100	3400 34 4
DIN934 M8 F	M8		100	3400 35 2
DIN934 M10 F	M10		100	3400 36 0
DIN934 M12 F	M12		100	3400 37 9

Slide nut				
Type	Thread		Pack.	Item No.
			pcs	
T5012 M5x13 G	M5		100	1140 01 9
T5012 O.S. M5 G	M5		100	1140 21 3

Slide nut				
Type	Thread		Pack.	Item No.
			pcs	
5019 M6 OS G	M6		100	1144 10 3
5019 M8 OS G	M8		100	1144 11 1
5019 M10 OS G	M10		100	1144 13 8

Slide nut				
Type	Thread		Pack.	Item No.
			pcs	
GMH18 M6 G	M6		50	1146 50 5
GMH18 M8 G	M8		50	1146 51 3
GMH18 M10 G	M10		50	1146 52 1

Slide nut				
Type	Thread		Pack.	Item No.
			pcs	
HGMH18 M6 G	M6		50	1146 71 8
HGMH18 M8 G	M8		50	1146 72 6
HGMH18 M10 G	M10		50	1146 73 4
HGMH18 M12 G	M12		50	1146 74 2

Slide nut				
Type	Thread		Pack.	Item No.
			pcs	
GMH22 M6 G	M6		50	1146 60 2
GMH22 M8 G	M8		50	1146 61 0
GMH22 M10 G	M10		50	1146 62 9
GMH22 M12 G	M12		50	1146 63 7

Slide nut				
Type	Thread		Pack.	Item No.
			pcs	
HGMH22 M8 G	M8		50	1146 80 7
HGMH22 M10 G	M10		50	1146 81 5
HGMH22 M12 G	M12		50	1146 82 3

Hammer-head bolt					
Type	Thread	Length		Pack.	Item No.
		mm		pcs	
5022 M6X25 F	M6	25		50	1151 01 0
5022 M6X30 F	M6	30		50	1151 02 9
5022 M8X25 F	M8	25		50	1151 21 5
5022 M8X30 F	M8	30		50	1151 22 3
5022 M8X40 F	M8	40		50	1151 25 8
5022 M10x25 F	M10	25		50	1151 40 1
5022 M10x30 F	M10	30		50	1151 42 8
5022 M10x40 F	M10	40		50	1151 44 4
5022 M12x30 G	M12	30		25	1151 62 2
5022 M12x40 G	M12	40		25	1151 64 9


Hammer-head bolt					
Type	Thread	Length		Pack.	Item No.
		mm		pcs	
5026 M6X20 G	M6	20		50	1151 70 3
5026 M8X25 G	M8	25		50	1151 71 1

Hammer-head bolt					
Type	Thread	Length		Pack.	Item No.
		mm		pcs	
5023 M10x30 G	M10	30		50	1153 41 2
5023 M10x35 G	M10	35		50	1153 42 0
5023 M10x40 G	M10	40		25	1153 43 9
5023 M12x30 G	M12	30		25	1153 61 7
5023 M12x35 G	M12	35		25	1153 62 5
5023 M12x40 G	M12	40		25	1153 63 3
5023 M12x50 G	M12	50		25	1153 64 1

Hammer-head bolt					
Type	Thread	Length		Pack.	Item No.
		mm		pcs	
5024 M10x30 G	M10	30		50	1154 41 9
5024 M10x35 G	M10	35		50	1154 42 7
5024 M10x40 G	M10	40		25	1154 43 5
5024 M12x30 G	M12	30		25	1154 60 5
5024 M12x35 G	M12	35		25	1154 61 3
5024 M12x40 G	M12	40		25	1154 62 1
5024 M12x50 G	M12	50		25	1154 64 8


Anchor systems

Nail anchor




Type	Bore hole Ø	Anchor length	Clamping range	Thread	Pack.	Item No.
	mm	mm	mm		pcs	
FNA II 6X30 M6/5	6	30	5	M6	100	3498 42 5

Nail anchor




Type	Bore hole Ø	Anchor length	Clamping range	Head Ø	Pack.	Item No.
	mm	mm	mm	mm	pcs	
FNA II 6X30/5	6	30	5	15	100	3498 46 8

Anchor bolt




Type	Thread	Pack.	Item No.
		pcs	
FAZ II 8 10 GS	M8	50	3498 50 6
FAZ II 8 30 GS	M8	50	3498 48 4
FAZ II 10 10 GS	M10	50	3498 54 9
FAZ II 10 30	M10	25	3498 58 1
FAZ II 10 100	M10	20	3498 59 7
FAZ II 12 10	M12	20	3498 65 4

Heavy-duty anchor




Type	Thread	Pack.	Item No.
		pcs	
FH II 18X80	M12	10	3498 74 3

Hammerset anchor




Type	Thread	Pack.	Item No.
		pcs	
FZEA II 10X40 G	M8	100	3492 03 6
FZEA II 12X40 G	M10	100	3492 06 0
FZEA II 14X40 G	M12	50	3492 09 5

Drive-in mandrel




Type	Pack.	Item No.
	pcs	
FZED 10 Plus	1	3492 62 1
FZED 12 Plus	1	3492 66 4
FZED 14 Plus	1	3492 69 9

Universal drill




Type	Bore hole Ø	Pack.	Item No.
	mm	pcs	
FZUB 10X40	10	1	3492 33 8
FZUB 12X40	12	1	3492 36 2
FZUB 14X40	14	1	3492 39 7

Cavity ceiling anchor




Type	Thread	Pack.	Item No.
		pcs	
FHY M8	M8	25	3498 76 0
FHY M10	M10	20	3498 76 4

Screw anchor




Type	Bore hole Ø	Screw system	Pack.	Item No.
	mm		pcs	
HMS-KS5X50	4	Torx	200	3498 20 4

Screw anchor




Type	Dimension	Bore hole Ø	Screw system	Pack.	Item No.
	mm	mm		pcs	
MMS6X50	6 x 50	5	Torx	100	3498 10 7

Screw anchor




Type	Bore hole Ø	Thread	SW	Pack.	Item No.
	mm	mm	mm	pcs	
MMS-ST6X60	5	M6	10	100	3498 26 3

Screw anchor




Type	Dimension	Bore hole Ø	SW	Pack.	Item No.
	mm	mm	mm	pcs	
MMS10X80	10 x 80	8	16	50	3498 12 3
MMS10X100	10 x 100	8	16	50	3498 15 8

Two-component injection mortar




Type	Contents	Pack.	Item No.
	ml	pcs	
FIS V 360 S	360	1	3488 40 3

Threaded rod




Type	Dimension	Pack.	Item No.
	mm	pcs	
FIS A M6X70	M6 x 70	10	3488 29 2
FIS A M8X90	M8 x 90	10	3488 29 8
FIS A M10X110	M10 x 110	10	3488 30 6
FIS A M10X130	M10 x 130	10	3488 30 8
FIS A M12X120	M12 x 120	10	3488 31 2

Anchor sleeve




Type	Pack.	Item No.
	pcs	
FIS H 12X50 K	50	3488 45 2
FIS H 12X85 K	50	3488 46 4
FIS H 16X85 K	50	3488 46 2
FIS H 20X85 K	20	3488 46 8

Pressing gun




Type	Colour	Pack.	Item No.
		pcs	
FIS DMS	Red	1	3488 52 7

Centring sleeve



Type	Pack.	Item No.
	pcs	
FIS PBZ	10	3488 51 5

Conical drill



Type	Bore hole Ø	Pack.	Item No.
	mm	pcs	
FIS PBB	15	1	3488 52 5



Fastening systems

Surface refinement and edge protection

Zinc spray				
Type	Dimension	Pack.	Item No.	
		pcs		
ZSF	400ml	1	2362 97 0	

Edge protection strip					
Type	Colour	For plate thickness mm	Pack.	Item No.	
			m		
KSB 2 PVC	Black	1-2	10	6072 90 9	
KSB 4 PVC	Black	1-4	10	6072 89 5	

Earthing systems

Earthing screw					
Type	Material symbol	Thread	Cross-section mm ²	Pack.	Item No.
				pcs	
B 33020	CuZn	M6	25	50	6404 00 6
B 33021	CuZn	M6	35	50	6404 01 4

KTS






Cable tray systems



RKS-Magic cable trays, side height 35

Cable tray RKS-Magic®



Type	Width	Plate thickness	Length	Pack.	Item No.
	mm	mm	mm	m	
RKSM 310 FS	100	0.75	3050	3	6047 41 7
RKSM 320 FS	200	0.75	3050	3	6047 43 3
RKSM 330 FS	300	0.75	3050	3	6047 46 0


RKS-Magic moulded parts, side height 35 mm

45° Magic bend




Type	Width	Pack.	Item No.
	mm	pcs	
RBM 45 310 FS	100	1	6041 00 0
RBM 45 320 FS	200	1	6041 00 2
RBM 45 330 FS	300	1	6041 00 4

90° Magic bend




Type	Width	Pack.	Item No.
	mm	pcs	
RBM 90 310 FS	100	1	6041 01 0
RBM 90 320 FS	200	1	6041 01 2
RBM 90 330 FS	300	1	6041 01 4

Magic add-on tee




Type	Width	Pack.	Item No.
	mm	pcs	
RAAM 310 FS	100	1	6041 02 0
RAAM 320 FS	200	1	6041 02 2
RAAM 330 FS	300	1	6041 02 4

Magic T branch piece




Type	Width	Pack.	Weight	Item No.
	mm	pcs	kg/100 pcs.	
RTM 310 FS	100	1	69.400	6041 03 0
RTM 320 FS	200	1	134.000	6041 03 2
RTM 330 FS	300	1	216.600	6041 03 4

Magic cross-over




Type	Width	Pack.	Item No.
	mm	pcs	
RKM 310 FS	100	1	7027 24 1
RKM 320 FS	200	1	7027 24 3
RKM 330 FS	300	1	7027 24 5

90° vertical bend, rising




Type	Width	Pack.	Item No.
	mm	pcs	
RBV 305 S FS	50	1	7007 17 0
RBV 310 S FS	100	1	7007 17 4
RBV 315 S FS	150	1	7007 17 8
RBV 320 S FS	200	1	7007 18 2
RBV 330 S FS	300	1	7007 18 6

90° vertical bend, falling



Type	Width	Pack.	Item No.
	mm	pcs	
RBV 305 F FS	50	1	7007 20 0
RBV 310 F FS	100	1	7007 20 4
RBV 315 F FS	150	1	7007 20 8
RBV 320 F FS	200	1	7007 21 2
RBV 330 F FS	300	1	7007 21 6


Adjustable vertical bend element



Type	Width	Pack.	Item No.
	mm	pcs	
RGBEV 305 FS	50	1	7005 00 8
RGBEV 310 FS	100	1	7005 02 4
RGBEV 315 FS	150	1	7005 01 6
RGBEV 320 FS	200	1	7005 04 0
RGBEV 330 FS	300	1	7005 06 7


Barrier strip, side height 35

Barrier strip




Type	Side height	Length	Pack.	Item No.
	mm	mm	m	
TSG 30 FS	30	3000	3	6062 05 0

Barrier strip connector



Type	Pack.	Item No.
	pcs	
TSGV VA4310	10	6067 97 0


Clamping piece for barrier strip fastener in RKSM



Type	Pack.	Item No.
	pcs	
KS KR VA4310	30	6062 28 0

Connectors, side height 35

Straight connector




Type	Side height	Pack.	Item No.
	mm	pcs	
RLVK 35 FS	35	10	6067 08 5



Cable tray systems, side height 35


Connectors, side height 35

Magic straight connector set




Type	Side height	Width	Pack.	Item No.
	mm	mm	pcs	
KTSMV 310 FS	35	100	1	6068 90 0
KTSMV 320 FS	35	200	1	6068 90 2
KTSMV 330 FS	35	300	1	6068 90 4

Angle connector




Type	Side height	Pack.	Item No.
	mm	pcs	
WKV 35 FS	35	5	6043 03 8

Straight and angle connector




Type	Side height	Pack.	Item No.
	mm	pcs	
RWVL 35 FS	35	10	6067 10 7

Adjustable connector




Type	Side height	Pack.	Item No.
	mm	pcs	
RGV 35 FS	35	10	7082 00 2

Corner connector



Type	Side height	Pack.	Item No.
	mm	pcs	
REV 35 FS	35	10	6067 95 6

Reducer / stop-end




Type	Side height	Width	Pack.	Item No.
	mm	mm	pcs	
RWEB 305 FS	35	50	1	7108 05 2
RWEB 310 FS	35	100	1	7108 10 9
RWEB 320 FS	35	200	1	7108 20 6
RWEB 330 FS	35	300	1	7108 31 1

KTS


RKS-Magic cable tray, side height 60

Cable tray RKS-Magic®



Type	Width	Plate thickness	Length	Pack.	Item No.
	mm	mm	mm	m	
RKSM 610 FS	100	0.75	3050	3	6047 61 1
RKSM 615 FS	150	0.75	3050	3	6047 63 0
RKSM 620 FS	200	0.75	3050	3	6047 63 8
RKSM 630 FS	300	0.75	3050	3	6047 65 4
RKSM 640 FS	400	0.9	3050	3	6047 68 9
RKSM 650 FS	500	0.9	3050	3	6047 71 9
RKSM 660 FS	600	0.9	3050	3	6047 73 5


Cable tray RKS-Magic®



Type	Width	Plate thickness	Length	Pack.	Item No.
	mm	mm	mm	m	
RKSM 610 FT	100	0.75	3050	3	6047 61 2
RKSM 615 FT	150	0.75	3050	3	6047 63 1
RKSM 620 FT	200	0.75	3050	3	6047 63 9
RKSM 630 FT	300	0.75	3050	3	6047 65 5
RKSM 640 FT	400	0.9	3050	3	6047 69 0
RKSM 650 FT	500	0.9	3050	3	6047 72 0
RKSM 660 FT	600	0.9	3050	3	6047 73 6


KTS-Magic cable trays, side height 60 mm

Cable tray MKS-Magic®




Type	Width	Plate thickness	Length	Pack.	Item No.
	mm	mm	mm	m	
MKSM 610 FS	100	1	3050	3	6059 00 0
MKSM 615 FS	150	1	3050	3	6059 00 2
MKSM 620 FS	200	1	3050	3	6059 00 4
MKSM 630 FS	300	1	3050	3	6059 00 6
MKSM 640 FS	400	1	3050	3	6059 00 8
MKSM 650 FS	500	1	3050	3	6059 01 0
MKSM 660 FS	600	1	3050	3	6059 01 2
MKSM 610 FT	100	1	3050	3	6059 01 8
MKSM 615 FT	150	1	3050	3	6059 02 0
MKSM 620 FT	200	1	3050	3	6059 02 2
MKSM 630 FT	300	1	3050	3	6059 02 5
MKSM 640 FT	400	1	3050	3	6059 02 7
MKSM 650 FT	500	1	3050	3	6059 02 9
MKSM 660 FT	600	1	3050	3	6059 03 2

Cable tray SKS-Magic®




Type	Width	Plate thickness	Length	Pack.	Item No.
	mm	mm	mm	m	
SKSM 610 FS	100	1.5	3050	3	6059 45 6
SKSM 615 FS	150	1.5	3050	3	6059 45 8
SKSM 620 FS	200	1.5	3050	3	6059 46 0
SKSM 630 FS	300	1.5	3050	3	6059 46 2
SKSM 640 FS	400	1.5	3050	3	6059 46 4
SKSM 650 FS	500	1.5	3050	3	6059 46 6
SKSM 660 FS	600	1.5	3050	3	6059 46 8
SKSM 610 FT	100	1.5	3050	3	6059 47 3
SKSM 615 FT	150	1.5	3050	3	6059 47 5
SKSM 620 FT	200	1.5	3050	3	6059 47 7
SKSM 630 FT	300	1.5	3050	3	6059 47 9
SKSM 640 FT	400	1.5	3050	3	6059 48 1
SKSM 650 FT	500	1.5	3050	3	6059 48 3
SKSM 660 FT	600	1.5	3050	3	6059 48 5

Cable tray MKS-Magic®, unperforated




Type	Width	Plate thickness	Length	Pack.	Item No.
	mm	mm	mm	m	
MKSMU 610 FS	100	1	3050	3	6059 23 0
MKSMU 615 FS	150	1	3050	3	6059 23 2
MKSMU 620 FS	200	1	3050	3	6059 23 4
MKSMU 630 FS	300	1	3050	3	6059 23 7
MKSMU 640 FS	400	1	3050	3	6059 23 9
MKSMU 650 FS	500	1	3050	3	6059 24 1
MKSMU 660 FS	600	1	3050	3	6059 24 3
MKSMU 610 FT	100	1	3050	3	6059 24 8
MKSMU 615 FT	150	1	3050	3	6059 25 0
MKSMU 620 FT	200	1	3050	3	6059 25 2
MKSMU 630 FT	300	1	3050	3	6059 25 4
MKSMU 640 FT	400	1	3050	3	6059 25 6
MKSMU 650 FT	500	1	3050	3	6059 25 8
MKSMU 660 FT	600	1	3050	3	6059 26 0

Cable tray SKS-Magic®, unperforated



Type	Width	Plate thickness	Length	Pack.	Item No.
	mm	mm	mm	m	
SKSMU 610 FS	100	1.5	3050	3	6059 68 8
SKSMU 615 FS	150	1.5	3050	3	6059 69 0
SKSMU 620 FS	200	1.5	3050	3	6059 69 2
SKSMU 630 FS	300	1.5	3050	3	6059 69 4
SKSMU 640 FS	400	1.5	3050	3	6059 69 6
SKSMU 650 FS	500	1.5	3050	3	6059 69 8
SKSMU 660 FS	600	1.5	3050	3	6059 70 0
SKSMU 610 FT	100	1.5	3050	3	6059 70 5
SKSMU 615 FT	150	1.5	3050	3	6059 70 7
SKSMU 620 FT	200	1.5	3050	3	6059 70 9
SKSMU 630 FT	300	1.5	3050	3	6059 71 1
SKSMU 640 FT	400	1.5	3050	3	6059 71 3
SKSMU 650 FT	500	1.5	3050	3	6059 71 5
SKSMU 660 FT	600	1.5	3050	3	6059 71 7

Cable tray IKS-Magic®




Type	Width	Plate thickness	Length	Pack.	Item No.
	mm	mm	mm	m	
IKSM 610 FS	100	1	3050	3	6059 91 0
IKSM 615 FS	150	1	3050	3	6059 91 2
IKSM 620 FS	200	1	3050	3	6059 91 4
IKSM 630 FS	300	1	3050	3	6059 91 6
IKSM 640 FS	400	1	3050	3	6059 91 8
IKSM 650 FS	500	1	3050	3	6059 92 0
IKSM 660 FS	600	1	3050	3	6059 92 2
IKSM 610 FT	100	1	3050	3	6059 92 7
IKSM 615 FT	150	1	3050	3	6059 92 9
IKSM 620 FT	200	1	3050	3	6059 93 1
IKSM 630 FT	300	1	3050	3	6059 93 3
IKSM 640 FT	400	1	3050	3	6059 93 5
IKSM 650 FT	500	1	3050	3	6059 93 7
IKSM 660 FT	600	1	3050	3	6059 93 9



Cable tray systems, side height 60


KTS-Magic moulded parts, side height 60

45° Magic bend




Type	Width	Pack.	Item No.
	mm	pcs	
RBM 45 610 FS	100	1	6041 04 0
RBM 45 615 FS	150	1	6041 04 2
RBM 45 620 FS	200	1	6041 04 4
RBM 45 630 FS	300	1	6041 04 6
RBM 45 640 FS	400	1	6041 04 8
RBM 45 650 FS	500	1	6041 05 0
RBM 45 660 FS	600	1	6041 05 2
RBM 45 610 FT	100	1	6041 06 0
RBM 45 615 FT	150	1	6041 06 2
RBM 45 620 FT	200	1	6041 06 4
RBM 45 630 FT	300	1	6041 06 6
RBM 45 640 FT	400	1	6041 06 8
RBM 45 650 FT	500	1	6041 07 0
RBM 45 660 FT	600	1	6041 07 2

90° Magic bend




Type	Width	Pack.	Item No.
	mm	pcs	
RBM 90 610 FS	100	1	6041 13 0
RBM 90 615 FS	150	1	6041 13 2
RBM 90 620 FS	200	1	6041 13 4
RBM 90 630 FS	300	1	6041 13 6
RBM 90 640 FS	400	1	6041 13 8
RBM 90 650 FS	500	1	6041 14 0
RBM 90 660 FS	600	1	6041 14 2
RBM 90 610 FT	100	1	6041 15 0
RBM 90 615 FT	150	1	6041 15 2
RBM 90 620 FT	200	1	6041 15 4
RBM 90 630 FT	300	1	6041 15 6
RBM 90 640 FT	400	1	6041 15 8
RBM 90 650 FT	500	1	6041 16 0
RBM 90 660 FT	600	1	6041 16 2

Magic bend, variable




Type	Dimension L	Width	Plate thickness	Pack.	Item No.
	mm	mm	mm	pcs	
RBMV 610 FS	340	100	1	1	6040 48 0
RBMV 615 FS	420	150	1	1	6040 48 2
RBMV 620 FS	490	200	1	1	6040 48 4
RBMV 630 FS	640	300	1.25	1	6040 48 6
RBMV 640 FS	820	400	1.25	1	6040 48 8
RBMV 650 FS	960	500	1.5	1	6040 49 0
RBMV 660 FS	1120	600	1.5	1	6040 49 2
RBMV 610 FT	340	100	1	1	6040 50 0
RBMV 615 FT	420	150	1	1	6040 50 2
RBMV 620 FT	490	200	1	1	6040 50 4
RBMV 630 FT	640	300	1.25	1	6040 50 6
RBMV 640 FT	820	400	1.25	1	6040 50 8
RBMV 650 FT	960	500	1.5	1	6040 51 0
RBMV 660 FT	1120	600	1.5	1	6040 51 2

Magic add-on tee




Type	Width	Pack.	Item No.
	mm	pcs	
RAAM 610 FS	100	1	6041 23 0
RAAM 615 FS	150	1	6041 23 2
RAAM 620 FS	200	1	6041 23 4
RAAM 630 FS	300	1	6041 23 6
RAAM 640 FS	400	1	6041 23 8
RAAM 650 FS	500	1	6041 24 0
RAAM 660 FS	600	1	6041 24 2
RAAM 610 FT	100	1	6041 25 0
RAAM 615 FT	150	1	6041 25 2
RAAM 620 FT	200	1	6041 25 4
RAAM 630 FT	300	1	6041 25 7
RAAM 640 FT	400	1	6041 25 9
RAAM 650 FT	500	1	6041 26 1
RAAM 660 FT	600	1	6041 26 3

Magic T branch piece




Type	Width	Pack.	Item No.
	mm	pcs	
RTM 610 FS	100	1	6041 32 0
RTM 615 FS	150	1	6041 32 2
RTM 620 FS	200	1	6041 32 4
RTM 630 FS	300	1	6041 32 6
RTM 640 FS	400	1	6041 32 8
RTM 650 FS	500	1	6041 33 0
RTM 660 FS	600	1	6041 33 2
RTM 610 FT	100	1	6041 34 0
RTM 615 FT	150	1	6041 34 2
RTM 620 FT	200	1	6041 34 4
RTM 630 FT	300	1	6041 34 8
RTM 640 FT	400	1	6041 35 0
RTM 650 FT	500	1	6041 35 2
RTM 660 FT	600	1	6041 35 4

Magic cross-over




Type	Width	Pack.	Item No.
	mm	pcs	
RKM 610 FS	100	1	7027 00 1
RKM 615 FS	150	1	7027 00 3
RKM 620 FS	200	1	7027 00 5
RKM 630 FS	300	1	7027 00 7
RKM 640 FS	400	1	7027 00 9
RKM 650 FS	500	1	7027 01 1
RKM 660 FS	600	1	7027 01 3
RKM 610 FT	100	1	7027 02 1
RKM 615 FT	150	1	7027 02 3
RKM 620 FT	200	1	7027 02 5
RKM 630 FT	300	1	7027 02 7
RKM 640 FT	400	1	7027 02 9
RKM 650 FT	500	1	7027 03 1
RKM 660 FT	600	1	7027 03 3

90° vertical bend, rising




Type	Width	Pack.	Item No.
	mm	pcs	
RBV 605 S FS	50	1	7007 00 1
RBV 610 S FS	100	1	7007 00 5
RBV 615 S FS	150	1	7007 00 9
RBV 620 S FS	200	1	7007 01 3
RBV 630 S FS	300	1	7007 01 7
RBV 640 S FS	400	1	7007 02 1
RBV 650 S FS	500	1	7007 02 5
RBV 660 S FS	600	1	7007 02 9
RBV 605 S FT	50	1	7007 00 2
RBV 610 S FT	100	1	7007 00 6
RBV 615 S FT	150	1	7007 01 0
RBV 620 S FT	200	1	7007 01 4
RBV 630 S FT	300	1	7007 01 8
RBV 640 S FT	400	1	7007 02 2
RBV 650 S FT	500	1	7007 02 6
RBV 660 S FT	600	1	7007 03 0

90° vertical bend, falling



Type	Width	Pack.	Item No.
	mm	pcs	
RBV 605 F FS	50	1	7007 05 1
RBV 610 F FS	100	1	7007 05 5
RBV 615 F FS	150	1	7007 05 9
RBV 620 F FS	200	1	7007 06 3
RBV 630 F FS	300	1	7007 06 7
RBV 640 F FS	400	1	7007 07 1
RBV 650 F FS	500	1	7007 07 5
RBV 660 F FS	600	1	7007 07 9
RBV 605 F FT	50	1	7007 05 2
RBV 610 F FT	100	1	7007 05 6
RBV 615 F FT	150	1	7007 06 0
RBV 620 F FT	200	1	7007 06 4
RBV 630 F FT	300	1	7007 06 8
RBV 640 F FT	400	1	7007 07 2
RBV 650 F FT	500	1	7007 07 6
RBV 660 F FT	600	1	7007 08 0


90° adjustable vertical bend



Type	Width	Pack.	Item No.
	mm	pcs	
RGBV 610 FS	100	1	7006 32 2
RGBV 615 FS	150	1	7006 33 0
RGBV 620 FS	200	1	7006 34 9
RGBV 630 FS	300	1	7006 36 5
RGBV 640 FS	400	1	7006 38 1
RGBV 650 FS	500	1	7006 41 1
RGBV 660 FS	600	1	7006 44 6
RGBV 610 FT	100	1	7079 10 9
RGBV 615 FT	150	1	7079 14 1
RGBV 620 FT	200	1	7079 20 6
RGBV 630 FT	300	1	7079 30 3
RGBV 640 FT	400	1	7079 40 0
RGBV 650 FT	500	1	7079 50 8
RGBV 660 FT	600	1	7079 60 5

KTS-Magic moulded parts, side height 60


Adjustable vertical bend element



Type	Width	Pack.	Item No.
	mm	pcs	
RGBEV 610 FS	100	1	7005 32 6
RGBEV 615 FS	150	1	7005 33 4
RGBEV 620 FS	200	1	7005 34 2
RGBEV 630 FS	300	1	7005 36 9
RGBEV 640 FS	400	1	7005 38 5
RGBEV 650 FS	500	1	7005 40 7
RGBEV 660 FS	600	1	7005 42 3
RGBEV 610 FT	100	1	7075 10 3
RGBEV 615 FT	150	1	7075 15 4
RGBEV 620 FT	200	1	7075 20 0
RGBEV 630 FT	300	1	7075 30 8
RGBEV 640 FT	400	1	7075 40 5
RGBEV 650 FT	500	1	7075 50 2
RGBEV 660 FT	600	1	7075 59 6

Cable trays, side height 60


Cable tray EKS



Type	Width	Plate thickness	Length	Pack.	Item No.
	mm	mm	mm	m	
EKS 610 FS	100	2	3000	3	6056 14 8
EKS 620 FS	200	2	3000	3	6056 22 9
EKS 630 FS	300	2	3000	3	6056 32 6
EKS 640 FS	400	2	3000	3	6056 42 3
EKS 650 FS	500	2	3000	3	6056 52 0
EKS 660 FS	600	2	3000	3	6056 62 8
EKS 610 FT	100	2	3000	3	6056 77 6
EKS 620 FT	200	2	3000	3	6056 79 2
EKS 630 FT	300	2	3000	3	6056 80 6
EKS 640 FT	400	2	3000	3	6056 97 0
EKS 650 FT	500	2	3000	3	6056 98 9
EKS 660 FT	600	2	3000	3	6056 99 7


Barrier strip, side height 60

Barrier strip




Type	Side height	Length	Pack.	Item No.
	mm	mm	m	
TSG 60 FS	60	3000	3	6062 06 8
TSG 60 DD	60	3000	3	6062 32 7

Barrier strip




Type	Side height	Length	Pack.	Item No.
	mm	mm	m	
TSG 45 FS	45	3000	3	6062 03 3
TSG 45 DD	45	3000	3	6062 32 1

Barrier strip connector




Type	Pack.	Item No.
	pcs	
TSGV VA4310	10	6067 97 0

Cable protection ring




Type	Colour	for perforation	Pack.	Item No.
		mm	pcs	
KSR-910 PE	Light grey	20 x 58	25	6066 71 2

Cable protection ring



Type	Colour	for perforation	Pack.	Item No.
		mm	pcs	
KSR-DR 920 PE	Light grey	32 x 90	25	6087 96 5

Clamping piece for barrier strip fastener in RKSM




Type	Pack.	Item No.
	pcs	
KS KR VA4310	30	6062 28 0



Cable tray systems, side height 60


Connectors, side height 60

Magic straight connector set




Type	Side height mm	Width mm	Pack. pcs	Item No.
KTSMV 610 FS	60	100	1	6068 91 4
KTSMV 615 FS	60	150	1	6068 91 6
KTSMV 620 FS	60	200	1	6068 91 8
KTSMV 630 FS	60	300	1	6068 92 0
KTSMV 640 FS	60	400	1	6068 92 2
KTSMV 650 FS	60	500	1	6068 92 4
KTSMV 660 FS	60	600	1	6068 92 6
KTSMV 610 DD	60	100	1	6068 93 6
KTSMV 615 DD	60	150	1	6068 93 8
KTSMV 620 DD	60	200	1	6068 94 0
KTSMV 630 DD	60	300	1	6068 94 2
KTSMV 640 DD	60	400	1	6068 94 4
KTSMV 650 DD	60	500	1	6068 94 6
KTSMV 660 DD	60	600	1	6068 94 8

Magic straight connector




Type	Width mm	Pack. pcs	Item No.
FVM 610 DD	100	1	6065 71 0
FVM 615 DD	150	1	6065 71 2
FVM 620 DD	200	1	6065 71 4
FVM 630 DD	300	1	6065 71 6
FVM 640 DD	400	1	6065 71 8
FVM 650 DD	500	1	6065 72 0
FVM 660 DD	600	1	6065 72 2

Straight connector




Type	Side height mm	Pack. pcs	Item No.
RLVK 60 FS	60	10	6067 09 3
RLVK 60 FT	60	10	6067 60 3

Angle connector




Type	Side height mm	Pack. pcs	Item No.
RWVL 60 FS	60	10	6067 11 5
RWVL 60 FT	60	10	6067 61 1

Angle connector




Type	Side height mm	Pack. pcs	Item No.
WKV 60 FS	60	5	6043 06 2
WKV 60 FT	60	5	6042 91 0

Adjustable connector




Type	Side height mm	Pack. pcs	Item No.
RGV 60 FS	60	10	7082 01 0
RGV 60 FT	60	10	7082 22 3

Corner connector



Type	Side height mm	Pack. pcs	Item No.
REV 60 FS	60	10	6067 97 2
REV 60 DD	60	10	6069 41 0

Reducer / stop-end




Type	Side height mm	Width mm	Pack. pcs	Item No.
RWEB 610 FS	60	100	1	7109 10 5
RWEB 615 FS	60	150	1	7109 15 6
RWEB 620 FS	60	200	1	7109 20 2
RWEB 630 FS	60	300	1	7109 29 6
RWEB 640 FS	60	400	1	7109 40 7
RWEB 650 FS	60	500	1	7109 50 4
RWEB 660 FS	60	600	1	7109 60 1
RWEB 610 DD	60	100	1	7106 10 6
RWEB 615 DD	60	150	1	7106 11 0
RWEB 620 DD	60	200	1	7106 11 4
RWEB 630 DD	60	300	1	7106 11 8
RWEB 640 DD	60	400	1	7106 12 2
RWEB 650 DD	60	500	1	7106 12 6
RWEB 660 DD	60	600	1	7106 13 0

Cable tray systems, side height 85


KTS-Magic cable trays, side height 85

Cable tray MKS-Magic®




Type	Width mm	Plate thickness mm	Length mm	Pack. m	Item No.
MKSM 810 FS	100	1	3050	3	6059 08 0
MKSM 815 FS	150	1	3050	3	6059 08 2
MKSM 820 FS	200	1	3050	3	6059 08 4
MKSM 830 FS	300	1	3050	3	6059 08 6
MKSM 840 FS	400	1	3050	3	6059 08 8
MKSM 850 FS	500	1	3050	3	6059 09 0
MKSM 860 FS	600	1	3050	3	6059 09 2
MKSM 810 FT	100	1	3050	3	6059 09 7
MKSM 815 FT	150	1	3050	3	6059 09 9
MKSM 820 FT	200	1	3050	3	6059 10 1
MKSM 830 FT	300	1	3050	3	6059 10 3
MKSM 840 FT	400	1	3050	3	6059 10 5
MKSM 850 FT	500	1	3050	3	6059 10 7
MKSM 860 FT	600	1	3050	3	6059 10 9

Cable tray SKS-Magic®



Type	Width mm	Plate thickness mm	Length mm	Pack. m	Item No.
SKSM 810 FS	100	1.5	3050	3	6059 53 0
SKSM 815 FS	150	1.5	3050	3	6059 53 2
SKSM 820 FS	200	1.5	3050	3	6059 53 4
SKSM 830 FS	300	1.5	3050	3	6059 53 6
SKSM 840 FS	400	1.5	3050	3	6059 53 8
SKSM 850 FS	500	1.5	3050	3	6059 54 0
SKSM 860 FS	600	1.5	3050	3	6059 54 2
SKSM 810 FT	100	1.5	3050	3	6059 54 9
SKSM 815 FT	150	1.5	3050	3	6059 55 1
SKSM 820 FT	200	1.5	3050	3	6059 55 3
SKSM 830 FT	300	1.5	3050	3	6059 55 5
SKSM 840 FT	400	1.5	3050	3	6059 55 7
SKSM 850 FT	500	1.5	3050	3	6059 55 9
SKSM 860 FT	600	1.5	3050	3	6059 56 1

Cable tray MKS-Magic®, unperforated



Type	Width mm	Plate thickness mm	Length mm	Pack. m	Item No.
MKSMU 810 FS	100	1	3050	3	6059 30 8
MKSMU 815 FS	150	1	3050	3	6059 31 0
MKSMU 820 FS	200	1	3050	3	6059 31 2
MKSMU 830 FS	300	1	3050	3	6059 31 4
MKSMU 840 FS	400	1	3050	3	6059 31 6
MKSMU 850 FS	500	1	3050	3	6059 31 8
MKSMU 860 FS	600	1	3050	3	6059 32 0
MKSMU 810 FT	100	1	3050	3	6059 32 5
MKSMU 815 FT	150	1	3050	3	6059 32 7
MKSMU 820 FT	200	1	3050	3	6059 32 9
MKSMU 830 FT	300	1	3050	3	6059 33 1
MKSMU 840 FT	400	1	3050	3	6059 33 3
MKSMU 850 FT	500	1	3050	3	6059 33 5
MKSMU 860 FT	600	1	3050	3	6059 33 7


Cable tray SKS-Magic®, unperforated



Type	Width mm	Plate thickness mm	Length mm	Pack. m	Item No.
SKSMU 810 FS	100	1.5	3050	3	6059 76 2
SKSMU 815 FS	150	1.5	3050	3	6059 76 4
SKSMU 820 FS	200	1.5	3050	3	6059 76 6
SKSMU 830 FS	300	1.5	3050	3	6059 76 8
SKSMU 840 FS	400	1.5	3050	3	6059 77 0
SKSMU 850 FS	500	1.5	3050	3	6059 77 2
SKSMU 860 FS	600	1.5	3050	3	6059 77 4
SKSMU 810 FT	100	1.5	3050	3	6059 77 9
SKSMU 815 FT	150	1.5	3050	3	6059 78 1
SKSMU 820 FT	200	1.5	3050	3	6059 78 3
SKSMU 830 FT	300	1.5	3050	3	6059 78 5
SKSMU 840 FT	400	1.5	3050	3	6059 78 7
SKSMU 850 FT	500	1.5	3050	3	6059 78 9
SKSMU 860 FT	600	1.5	3050	3	6059 79 1


KTS-Magic moulded parts, side height 85

45° Magic bend




Type	Width mm	Pack. pcs	Item No.
RBM 45 810 FS	100	1	6041 41 0
RBM 45 815 FS	150	1	6041 41 1
RBM 45 820 FS	200	1	6041 41 2
RBM 45 830 FS	300	1	6041 41 4
RBM 45 840 FS	400	1	6041 41 6
RBM 45 850 FS	500	1	6041 41 8
RBM 45 860 FS	600	1	6041 42 0
RBM 45 810 FT	100	1	6041 43 0
RBM 45 815 FT	150	1	6041 43 1
RBM 45 820 FT	200	1	6041 43 2
RBM 45 830 FT	300	1	6041 43 4
RBM 45 840 FT	400	1	6041 43 6
RBM 45 850 FT	500	1	6041 43 8
RBM 45 860 FT	600	1	6041 44 0

90° Magic bend



Type	Width mm	Pack. pcs	Item No.
RBM 90 810 FS	100	1	6041 49 0
RBM 90 815 FS	150	1	6041 49 1
RBM 90 820 FS	200	1	6041 49 2
RBM 90 830 FS	300	1	6041 49 4
RBM 90 840 FS	400	1	6041 49 6
RBM 90 850 FS	500	1	6041 49 8
RBM 90 860 FS	600	1	6041 50 0
RBM 90 810 FT	100	1	6041 51 0
RBM 90 815 FT	150	1	6041 51 1
RBM 90 820 FT	200	1	6041 51 2
RBM 90 830 FT	300	1	6041 51 4
RBM 90 840 FT	400	1	6041 51 6
RBM 90 850 FT	500	1	6041 51 8
RBM 90 860 FT	600	1	6041 52 0

Magic bend, variable




Type	Dimen- sion L mm	Width mm	Plate thickness mm	Pack. pcs	Item No.
RBMV 810 FS	340	100	1	1	6040 58 0
RBMV 815 FS	420	150	1	1	6040 58 2
RBMV 820 FS	490	200	1	1	6040 58 4
RBMV 830 FS	640	300	1.25	1	6040 58 6
RBMV 840 FS	820	400	1.25	1	6040 58 8
RBMV 850 FS	960	500	1.5	1	6040 59 0
RBMV 860 FS	1120	600	1.5	1	6040 59 2
RBMV 810 FT	340	100	1	1	6040 60 0
RBMV 815 FT	420	150	1	1	6040 60 2
RBMV 820 FT	490	200	1	1	6040 60 4
RBMV 830 FT	640	300	1.25	1	6040 60 6
RBMV 840 FT	820	400	1.25	1	6040 60 8
RBMV 850 FT	960	500	1.5	1	6040 61 0
RBMV 860 FT	1120	600	1.5	1	6040 61 2

Cable tray systems, side height 85

KTS-Magic moulded parts, side height 85

Magic add-on tee




Type	Width	Pack.	Item No.
	mm	pcs	
RAAM 810 FS	100	1	6041 57 0
RAAM 815 FS	150	1	6041 57 1
RAAM 820 FS	200	1	6041 57 2
RAAM 830 FS	300	1	6041 57 4
RAAM 840 FS	400	1	6041 57 6
RAAM 850 FS	500	1	6041 57 8
RAAM 860 FS	600	1	6041 58 0
RAAM 810 FT	100	1	6041 59 0
RAAM 815 FT	150	1	6041 59 1
RAAM 820 FT	200	1	6041 59 2
RAAM 830 FT	300	1	6041 59 4
RAAM 840 FT	400	1	6041 59 6
RAAM 850 FT	500	1	6041 59 8
RAAM 860 FT	600	1	6041 60 0

Magic T branch piece




Type	Width	Pack.	Item No.
	mm	pcs	
RTM 810 FS	100	1	6041 66 0
RTM 815 FS	150	1	6041 66 1
RTM 820 FS	200	1	6041 66 2
RTM 830 FS	300	1	6041 66 4
RTM 840 FS	400	1	6041 66 6
RTM 850 FS	500	1	6041 66 8
RTM 860 FS	600	1	6041 67 0
RTM 810 FT	100	1	6041 68 0
RTM 815 FT	150	1	6041 68 1
RTM 820 FT	200	1	6041 68 2
RTM 830 FT	300	1	6041 68 4
RTM 840 FT	400	1	6041 68 6
RTM 850 FT	500	1	6041 68 8
RTM 860 FT	600	1	6041 69 0

Magic cross-over




Type	Width	Pack.	Item No.
	mm	pcs	
RKM 810 FS	100	1	7027 08 1
RKM 815 FS	150	1	7027 08 3
RKM 820 FS	200	1	7027 08 5
RKM 830 FS	300	1	7027 08 7
RKM 840 FS	400	1	7027 08 9
RKM 850 FS	500	1	7027 09 1
RKM 860 FS	600	1	7027 09 3
RKM 810 FT	100	1	7027 10 1
RKM 815 FT	150	1	7027 10 3
RKM 820 FT	200	1	7027 10 5
RKM 830 FT	300	1	7027 10 7
RKM 840 FT	400	1	7027 10 9
RKM 850 FT	500	1	7027 11 1
RKM 860 FT	600	1	7027 11 3

90° vertical bend, rising




Type	Width	Pack.	Item No.
	mm	pcs	
RBV 810 S FS	100	1	7007 23 0
RBV 815 S FS	150	1	7007 23 2
RBV 820 S FS	200	1	7007 23 4
RBV 830 S FS	300	1	7007 23 8
RBV 840 S FS	400	1	7007 24 2
RBV 850 S FS	500	1	7007 24 6
RBV 860 S FS	600	1	7007 25 0
RBV 810 S FT	100	1	7007 23 1
RBV 815 S FT	150	1	7007 23 3
RBV 820 S FT	200	1	7007 23 5
RBV 830 S FT	300	1	7007 23 9
RBV 840 S FT	400	1	7007 24 3
RBV 850 S FT	500	1	7007 24 7
RBV 860 S FT	600	1	7007 25 1

90° vertical bend, falling




Type	Width	Pack.	Item No.
	mm	pcs	
RBV 810 F FS	100	1	7007 27 0
RBV 815 F FS	150	1	7007 27 2
RBV 820 F FS	200	1	7007 27 4
RBV 830 F FS	300	1	7007 27 8
RBV 840 F FS	400	1	7007 28 2
RBV 850 F FS	500	1	7007 28 6
RBV 860 F FS	600	1	7007 29 0
RBV 810 F FT	100	1	7007 27 1
RBV 815 F FT	150	1	7007 27 3
RBV 820 F FT	200	1	7007 27 5
RBV 830 F FT	300	1	7007 27 9
RBV 840 F FT	400	1	7007 28 3
RBV 850 F FT	500	1	7007 28 7
RBV 860 F FT	600	1	7007 29 1

90° adjustable vertical bend



Type	Width	Pack.	Item No.
	mm	pcs	
RGBV 810 FS	100	1	7006 46 2
RGBV 815 FS	150	1	7006 47 0
RGBV 820 FS	200	1	7006 48 9
RGBV 830 FS	300	1	7006 50 0
RGBV 840 FS	400	1	7006 52 7
RGBV 850 FS	500	1	7006 54 3
RGBV 860 FS	600	1	7006 57 8
RGBV 810 FT	100	1	7080 10 7
RGBV 815 FT	150	1	7080 11 5
RGBV 820 FT	200	1	7080 20 4
RGBV 830 FT	300	1	7080 30 1
RGBV 840 FT	400	1	7080 40 9
RGBV 850 FT	500	1	7080 50 6
RGBV 860 FT	600	1	7080 60 3


Adjustable vertical bend element



Type	Width	Pack.	Item No.
	mm	pcs	
RGBEV 810 FS	100	1	7005 46 6
RGBEV 815 FS	150	1	7005 47 4
RGBEV 820 FS	200	1	7005 48 2
RGBEV 830 FS	300	1	7005 50 4
RGBEV 840 FS	400	1	7005 52 0
RGBEV 850 FS	500	1	7005 54 7
RGBEV 860 FS	600	1	7005 56 3
RGBEV 810 FT	100	1	7076 09 6
RGBEV 815 FT	150	1	7076 10 4
RGBEV 820 FT	200	1	7076 20 7
RGBEV 830 FT	300	1	7076 30 4
RGBEV 840 FT	400	1	7076 40 1
RGBEV 850 FT	500	1	7076 50 9
RGBEV 860 FT	600	1	7076 60 6


Barrier strip, side height 85

Barrier strip



Type	Side height	Length	Pack.	Item No.
	mm	mm	m	
TSG 85 FS	85	3000	3	6062 11 4
TSG 85 DD	85	3000	3	6062 33 1


Barrier strip connector



Type	Pack.	Item No.
	pcs	
TSGV VA4310	10	6067 97 0


Connectors, side height 85

Magic straight connector set




Type	Width	Pack.	Item No.
	mm	pcs	
KTSMV 810 FS	100	1	6069 00 2
KTSMV 815 FS	150	1	6069 00 4
KTSMV 820 FS	200	1	6069 00 6
KTSMV 830 FS	300	1	6069 00 8
KTSMV 840 FS	400	1	6069 01 0
KTSMV 850 FS	500	1	6069 01 2
KTSMV 860 FS	600	1	6069 01 4
KTSMV 810 DD	100	1	6069 02 4
KTSMV 815 DD	150	1	6069 02 6
KTSMV 820 DD	200	1	6069 02 8
KTSMV 830 DD	300	1	6069 03 0
KTSMV 840 DD	400	1	6069 03 2
KTSMV 850 DD	500	1	6069 03 4
KTSMV 860 DD	600	1	6069 03 6

Magic straight connector




Type	Width	Pack.	Item No.
	mm	pcs	
FVM 810 DD	100	1	6065 81 0
FVM 815 DD	150	1	6065 81 2
FVM 820 DD	200	1	6065 81 4
FVM 830 DD	300	1	6065 81 6
FVM 840 DD	400	1	6065 81 8
FVM 850 DD	500	1	6065 82 0
FVM 860 DD	600	1	6065 82 2

Straight and angle connector




Type	Side height	Pack.	Item No.
	mm	pcs	
RLVL 85 FS	85	10	6067 12 3
RLVL 85 FT	85	10	6067 81 6

Adjustable connector




Type	Side height	Pack.	Item No.
	mm	pcs	
RGV 85 FS	85	10	7082 02 9
RGV 85 FT	85	10	7082 32 0

Corner connector



Type	Side height	Pack.	Item No.
	mm	pcs	
REV 85 FS	85	10	6067 98 0
REV 85 DD	85	10	6069 32 0

Reducer / stop-end




Type	Side height	Width	Pack.	Item No.
	mm	mm	pcs	
RWEB 810 FS	85	100	1	7110 10 3
RWEB 815 FS	85	150	1	7110 10 7
RWEB 820 FS	85	200	1	7110 20 0
RWEB 830 FS	85	300	1	7110 30 8
RWEB 840 FS	85	400	1	7110 40 5
RWEB 850 FS	85	500	1	7110 50 2
RWEB 860 FS	85	600	1	7110 61 8
RWEB 810 DD	85	100	1	7107 31 5
RWEB 815 DD	85	150	1	7107 32 0
RWEB 820 DD	85	200	1	7107 33 1
RWEB 830 DD	85	300	1	7107 36 6
RWEB 840 DD	85	400	1	7107 38 2
RWEB 850 DD	85	500	1	7107 40 4
RWEB 860 DD	85	600	1	7107 42 0



Cable tray systems, side height 110


KTS-Magic cable tray, side height 110

Cable tray MKS-Magic®




Type	Width	Plate thickness	Length	Pack.	Item No.
	mm	mm	mm	m	
MKSM 110 FS	100	1	3050	3	6059 15 6
MKSM 115 FS	150	1	3050	3	6059 15 8
MKSM 120 FS	200	1	3050	3	6059 16 0
MKSM 130 FS	300	1	3050	3	6059 16 2
MKSM 140 FS	400	1	3050	3	6059 16 4
MKSM 150 FS	500	1	3050	3	6059 16 6
MKSM 160 FS	600	1	3050	3	6059 16 8
MKSM 110 FT	100	1	3050	3	6059 17 3
MKSM 115 FT	150	1	3050	3	6059 17 5
MKSM 120 FT	200	1	3050	3	6059 17 7
MKSM 130 FT	300	1	3050	3	6059 17 9
MKSM 140 FT	400	1	3050	3	6059 18 1
MKSM 150 FT	500	1	3050	3	6059 18 3
MKSM 160 FT	600	1	3050	3	6059 18 5

Cable tray SKS-Magic®




Type	Width	Plate thickness	Length	Pack.	Item No.
	mm	mm	mm	m	
SKSM 110 FS	100	1.5	3050	3	6059 61 4
SKSM 115 FS	150	1.5	3050	3	6059 61 6
SKSM 120 FS	200	1.5	3050	3	6059 61 8
SKSM 130 FS	300	1.5	3050	3	6059 62 0
SKSM 140 FS	400	1.5	3050	3	6059 62 2
SKSM 150 FS	500	1.5	3050	3	6059 62 4
SKSM 160 FS	600	1.5	3050	3	6059 62 6
SKSM 110 FT	100	1.5	3050	3	6059 63 1
SKSM 115 FT	150	1.5	3050	3	6059 63 3
SKSM 120 FT	200	1.5	3050	3	6059 63 5
SKSM 130 FT	300	1.5	3050	3	6059 63 7
SKSM 140 FT	400	1.5	3050	3	6059 63 9
SKSM 150 FT	500	1.5	3050	3	6059 64 1
SKSM 160 FT	600	1.5	3050	3	6059 64 3

Cable tray MKS-Magic®, unperforated



Type	Width	Plate thickness	Length	Pack.	Item No.
	mm	mm	mm	m	
MKSMU 110 FS	100	1	3050	3	6059 38 2
MKSMU 115 FS	150	1	3050	3	6059 38 4
MKSMU 120 FS	200	1	3050	3	6059 38 6
MKSMU 130 FS	300	1	3050	3	6059 38 8
MKSMU 140 FS	400	1	3050	3	6059 39 0
MKSMU 150 FS	500	1	3050	3	6059 39 2
MKSMU 160 FS	600	1	3050	3	6059 39 4
MKSMU 110 FT	100	1	3050	3	6059 39 9
MKSMU 115 FT	150	1	3050	3	6059 40 1
MKSMU 120 FT	200	1	3050	3	6059 40 3
MKSMU 130 FT	300	1	3050	3	6059 40 5
MKSMU 140 FT	400	1	3050	3	6059 40 7
MKSMU 150 FT	500	1	3050	3	6059 40 9
MKSMU 160 FT	600	1	3050	3	6059 41 1


Cable tray SKS-Magic®, unperforated



Type	Width	Plate thickness	Length	Pack.	Item No.
	mm	mm	mm	m	
SKSMU 110 FS	100	1.5	3050	3	6059 83 6
SKSMU 115 FS	150	1.5	3050	3	6059 83 8
SKSMU 120 FS	200	1.5	3050	3	6059 84 0
SKSMU 130 FS	300	1.5	3050	3	6059 84 2
SKSMU 140 FS	400	1.5	3050	3	6059 84 4
SKSMU 150 FS	500	1.5	3050	3	6059 84 6
SKSMU 160 FS	600	1.5	3050	3	6059 84 8
SKSMU 110 FT	100	1.5	3050	3	6059 85 3
SKSMU 115 FT	150	1.5	3050	3	6059 85 5
SKSMU 120 FT	200	1.5	3050	3	6059 85 7
SKSMU 130 FT	300	1.5	3050	3	6059 85 9
SKSMU 140 FT	400	1.5	3050	3	6059 86 1
SKSMU 150 FT	500	1.5	3050	3	6059 86 3
SKSMU 160 FT	600	1.5	3050	3	6059 86 5


KTS-Magic moulded parts, side height 110

45° Magic bend




Type	Width	Pack.	Item No.
	mm	pcs	
RBM 45 110 FS	100	1	6041 75 0
RBM 45 115 FS	150	1	6041 75 1
RBM 45 120 FS	200	1	6041 75 2
RBM 45 130 FS	300	1	6041 75 4
RBM 45 140 FS	400	1	6041 75 6
RBM 45 150 FS	500	1	6041 75 8
RBM 45 160 FS	600	1	6041 76 0
RBM 45 110 FT	100	1	6041 78 0
RBM 45 115 FT	150	1	6041 78 1
RBM 45 120 FT	200	1	6041 78 2
RBM 45 130 FT	300	1	6041 78 4
RBM 45 140 FT	400	1	6041 78 6
RBM 45 150 FT	500	1	6041 78 8
RBM 45 160 FT	600	1	6041 79 0

90° Magic bend



Type	Width	Pack.	Item No.
	mm	pcs	
RBM 90 110 FS	100	1	6041 84 0
RBM 90 115 FS	150	1	6041 84 1
RBM 90 120 FS	200	1	6041 84 2
RBM 90 130 FS	300	1	6041 84 4
RBM 90 140 FS	400	1	6041 84 6
RBM 90 150 FS	500	1	6041 84 8
RBM 90 160 FS	600	1	6041 85 0
RBM 90 110 FT	100	1	6041 86 0
RBM 90 115 FT	150	1	6041 86 1
RBM 90 120 FT	200	1	6041 86 2
RBM 90 130 FT	300	1	6041 86 4
RBM 90 140 FT	400	1	6041 86 6
RBM 90 150 FT	500	1	6041 86 8
RBM 90 160 FT	600	1	6041 87 0

Magic bend, variable




Type	Dimension L	Width	Plate thickness	Pack.	Item No.
	mm	mm	mm	pcs	
RBMV 110 FS	340	100	1	1	6040 68 0
RBMV 115 FS	420	150	1	1	6040 68 2
RBMV 120 FS	490	200	1	1	6040 68 4
RBMV 130 FS	640	300	1.25	1	6040 68 6
RBMV 140 FS	820	400	1.25	1	6040 68 8
RBMV 150 FS	960	500	1.5	1	6040 69 0
RBMV 160 FS	1120	600	1.5	1	6040 69 2
RBMV 110 FT	340	100	1	1	6040 70 0
RBMV 115 FT	420	150	1	1	6040 70 2
RBMV 120 FT	490	200	1	1	6040 70 4
RBMV 130 FT	640	300	1.25	1	6040 70 6
RBMV 140 FT	820	400	1.25	1	6040 70 8
RBMV 150 FT	960	500	1.5	1	6040 71 0
RBMV 160 FT	1120	600	1.5	1	6040 71 2

Cable tray systems, side height 110


KTS-Magic moulded parts, side height 110

Magic add-on tee




Type	Width	Pack.	Item No.
	mm	pcs	
RAAM 110 FS	100	1	6041 92 0
RAAM 115 FS	150	1	6041 92 1
RAAM 120 FS	200	1	6041 92 2
RAAM 130 FS	300	1	6041 92 4
RAAM 140 FS	400	1	6041 92 6
RAAM 150 FS	500	1	6041 92 8
RAAM 160 FS	600	1	6041 93 0
RAAM 110 FT	100	1	6041 94 0
RAAM 115 FT	150	1	6041 94 1
RAAM 120 FT	200	1	6041 94 2
RAAM 130 FT	300	1	6041 94 4
RAAM 140 FT	400	1	6041 94 6
RAAM 150 FT	500	1	6041 94 8
RAAM 160 FT	600	1	6041 95 0

Magic T branch piece




Type	Width	Pack.	Item No.
	mm	pcs	
RTM 110 FS	100	1	6042 01 0
RTM 115 FS	150	1	6042 01 1
RTM 120 FS	200	1	6042 01 2
RTM 130 FS	300	1	6042 01 4
RTM 140 FS	400	1	6042 01 8
RTM 150 FS	500	1	6042 02 0
RTM 160 FS	600	1	6042 02 2
RTM 110 FT	100	1	6042 03 0
RTM 115 FT	150	1	6042 03 2
RTM 120 FT	200	1	6042 03 4
RTM 130 FT	300	1	6042 03 6
RTM 140 FT	400	1	6042 03 8
RTM 150 FT	500	1	6042 04 0
RTM 160 FT	600	1	6042 04 2

Magic cross-over




Type	Width	Pack.	Item No.
	mm	pcs	
RKM 110 FS	100	1	7027 16 1
RKM 115 FS	150	1	7027 16 3
RKM 120 FS	200	1	7027 16 5
RKM 130 FS	300	1	7027 16 7
RKM 140 FS	400	1	7027 16 9
RKM 150 FS	500	1	7027 17 1
RKM 160 FS	600	1	7027 17 3
RKM 110 FT	100	1	7027 18 1
RKM 115 FT	150	1	7027 18 3
RKM 120 FT	200	1	7027 18 5
RKM 130 FT	300	1	7027 18 7
RKM 140 FT	400	1	7027 18 9
RKM 150 FT	500	1	7027 19 1
RKM 160 FT	600	1	7027 19 3

90° vertical bend, rising




Type	Width	Pack.	Item No.
	mm	pcs	
RBV 110 S FS	100	1	7007 31 0
RBV 115 S FS	150	1	7007 31 2
RBV 120 S FS	200	1	7007 31 4
RBV 130 S FS	300	1	7007 31 8
RBV 140 S FS	400	1	7007 32 2
RBV 150 S FS	500	1	7007 32 6
RBV 160 S FS	600	1	7007 33 3
RBV 110 S FT	100	1	7007 39 8
RBV 115 S FT	150	1	7007 31 3
RBV 120 S FT	200	1	7007 40 0
RBV 130 S FT	300	1	7007 31 9
RBV 140 S FT	400	1	7007 40 4
RBV 150 S FT	500	1	7007 32 7
RBV 160 S FT	600	1	7007 33 4

90° vertical bend, falling




Type	Width	Pack.	Item No.
	mm	pcs	
RBV 110 F FS	100	1	7007 35 0
RBV 115 F FS	150	1	7007 35 2
RBV 120 F FS	200	1	7007 35 4
RBV 130 F FS	300	1	7007 35 8
RBV 140 F FS	400	1	7007 36 2
RBV 150 F FS	500	1	7007 36 6
RBV 160 F FS	600	1	7007 37 3
RBV 110 F FT	100	1	7007 46 8
RBV 115 F FT	150	1	7007 35 3
RBV 120 F FT	200	1	7007 47 0
RBV 130 F FT	300	1	7007 35 9
RBV 140 F FT	400	1	7007 47 4
RBV 150 F FT	500	1	7007 36 7
RBV 160 F FT	600	1	7007 37 4

90° adjustable vertical bend



Type	Width	Pack.	Item No.
	mm	pcs	
RGBV 110 FS	100	1	7006 62 4
RGBV 115 FS	150	1	7006 63 2
RGBV 120 FS	200	1	7006 64 0
RGBV 130 FS	300	1	7006 66 7
RGBV 140 FS	400	1	7006 68 3
RGBV 150 FS	500	1	7006 70 5
RGBV 160 FS	600	1	7006 71 7
RGBV 110 FT	100	1	7081 10 3
RGBV 115 FT	150	1	7081 10 8
RGBV 120 FT	200	1	7081 20 0
RGBV 130 FT	300	1	7081 30 8
RGBV 140 FT	400	1	7081 40 5
RGBV 150 FT	500	1	7081 50 2
RGBV 160 FT	600	1	7081 55 5

Adjustable vertical bend element



Type	Width	Pack.	Item No.
	mm	pcs	
RGBEV 110 FS	100	1	7005 62 8
RGBEV 115 FS	150	1	7005 63 6
RGBEV 120 FS	200	1	7005 64 4
RGBEV 130 FS	300	1	7005 66 0
RGBEV 140 FS	400	1	7005 68 7
RGBEV 150 FS	500	1	7005 70 9
RGBEV 160 FS	600	1	7005 72 3


Adjustable vertical bend element



Type	Width	Pack.	Item No.
	mm	pcs	
RGBEV 110 FT	100	1	7077 10 6
RGBEV 115 FT	150	1	7077 11 2
RGBEV 120 FT	200	1	7077 20 3
RGBEV 130 FT	300	1	7077 30 0
RGBEV 140 FT	400	1	7077 40 8
RGBEV 150 FT	500	1	7077 50 5
RGBEV 160 FT	600	1	7077 97 2


Barrier strip, side height 110

Barrier strip



Type	Side height	Length	Pack.	Item No.
	mm	mm	m	
TSG 110 FS	110	3000	3	6062 12 2
TSG 110 DD	110	3000	3	6062 33 5

Barrier strip connector




Type	Pack.	Item No.
	pcs	
TSGV VA4310	10	6067 97 0

Cable tray systems, side height 110


Connectors, side height 110

Magic straight connector set




Type	Width	Pack.	Item No.
	mm	pcs	
KTSMV 110 FS	100	1	6069 09 0
KTSMV 115 FS	150	1	6069 09 2
KTSMV 120 FS	200	1	6069 09 4
KTSMV 130 FS	300	1	6069 09 6
KTSMV 140 FS	400	1	6069 09 8
KTSMV 150 FS	500	1	6069 10 0
KTSMV 160 FS	600	1	6069 10 2
KTSMV 110 DD	100	1	6069 11 2
KTSMV 115 DD	150	1	6069 11 4
KTSMV 120 DD	200	1	6069 11 6
KTSMV 130 DD	300	1	6069 11 8
KTSMV 140 DD	400	1	6069 12 0
KTSMV 150 DD	500	1	6069 12 2
KTSMV 160 DD	600	1	6069 12 4

Magic straight connector




Type	Width	Pack.	Item No.
	mm	pcs	
FVM 110 DD	100	1	6065 91 0
FVM 115 DD	150	1	6065 91 2
FVM 120 DD	200	1	6065 91 4
FVM 130 DD	300	1	6065 91 6
FVM 140 DD	400	1	6065 91 8
FVM 150 DD	500	1	6065 92 0
FVM 160 DD	600	1	6065 92 2

Straight and angle connector




Type	Side height	Pack.	Item No.
	mm	pcs	
RLVL 110 FS	110	10	6067 13 1
RLVL 110 FT	110	10	6067 91 3

Articulated connector




Type	Side height	Pack.	Item No.
	mm	pcs	
RGV 110 FS	110	10	7082 03 7
RGV 110 FT	110	10	7082 43 6

Corner connector



Type	Side height	Pack.	Item No.
	mm	pcs	
REV 110 FS	110	10	6067 99 9
REV 110 DD	110	10	6069 33 9

Reducer / stop-end



Type	Side height	Pack.	Item No.
	mm	pcs	
RWEB 110 FS	110	1	7111 09 6
RWEB 115 FS	110	1	7111 20 1
RWEB 120 FS	110	1	7111 20 7
RWEB 130 FS	110	1	7111 30 4
RWEB 140 FS	110	1	7111 42 8
RWEB 150 FS	110	1	7111 50 9
RWEB 160 FS	110	1	7111 74 0
RWEB 110 DD	110	1	7107 45 5
RWEB 120 DD	110	1	7107 47 1
RWEB 130 DD	110	1	7107 50 1
RWEB 140 DD	110	1	7107 53 6
RWEB 150 DD	110	1	7107 55 2
RWEB 160 DD	110	1	7107 56 2

KTS

System accessories: cable tray systems

Accessories 35, 60, 85, 110

Joint plate				
Type	Width	Pack.	Item No.	
	mm	pcs		
SSLB 100 FS	85	20	7070 20 5	
SSLB 150 FS	135	20	7070 20 9	
SSLB 200 FS	185	20	7070 21 3	
SSLB 300 FS	285	20	7070 21 7	
SSLB 400 FS	385	20	7070 22 1	
SSLB 500 FS	485	20	7070 22 5	
SSLB 600 FS	585	20	7070 23 3	
SSLB 100 DD	85	20	7070 30 6	
SSLB 150 DD	135	20	7070 31 0	
SSLB 200 DD	185	20	7070 31 4	
SSLB 300 DD	285	20	7070 31 8	
SSLB 400 DD	385	20	7070 32 2	
SSLB 500 DD	485	20	7070 32 6	
SSLB 600 DD	585	20	7070 33 4	

Bottom end plate				
Type	Width	Pack.	Item No.	
	mm	pcs		
BEB 050 FS	50	100	7083 04 1	
BEB 100 FS	100	100	7083 10 6	
BEB 150 FS	150	100	7083 15 7	
BEB 200 FS	200	100	7083 20 3	
BEB 300 FS	300	100	7083 30 0	
BEB 400 FS	400	100	7083 40 8	
BEB 500 FS	500	50	7083 50 5	
BEB 600 FS	600	50	7083 60 2	
BEB 050 DD	50	100	7083 61 6	
BEB 100 DD	100	100	7083 61 8	
BEB 150 DD	150	100	7083 62 2	
BEB 200 DD	200	100	7083 62 6	
BEB 300 DD	300	100	7083 63 0	
BEB 400 DD	400	100	7083 63 4	
BEB 500 DD	500	50	7083 63 8	
BEB 600 DD	600	50	7083 64 2	

Mounting plate				
Type	Height	Width	Pack.	Item No.
	mm	mm	pcs	
MP UNI FS	115	170	40	7084 77 3
MP UNI DD	115	170	40	7085 11 4

Mounting plate				
Type	Height	Width	Pack.	Item No.
	mm	mm	pcs	
MP 225 UNI FS	115	225	20	7084 87 0

Mounting plate				
Type	Height	Width	Pack.	Item No.
	mm	mm	pcs	
MP FL FS	235	120	40	7084 75 7
MP FL DD	235	120	40	7085 10 8

Mounting plate				
Type	Height	Width	Pack.	Item No.
	mm	mm	pcs	
MP WI KL. FS	210	120	20	7084 76 5
MP WI KL. DD	210	120	20	7085 11 1

Mounting plate				
Type	Height	Width	Pack.	Item No.
	mm	mm	pcs	
MP WI GR. FS	240	200	25	7084 78 1
MP WI GR. DD	240	200	25	7085 11 2

Tray fastening system set 16 kg with TrayFix large				
Type	Pack.	Item No.		
	pcs			
TrayFix-16-L	1	5403 09 8		

Tray fastening system set 16 kg with TrayFix small				
Type	Pack.	Item No.		
	pcs			
TrayFix-16-S	1	5403 09 9		

Tray fastening system set 10 kg with TrayFix large				
Type	Pack.	Item No.		
	pcs			
TrayFix-10-L	1	5403 10 1		

Tray fastening system set 10 kg with TrayFix small				
Type	Pack.	Item No.		
	pcs			
TrayFix-10-S	1	5403 10 2		

Edge protection strip				
Type	Colour	For plate thickness	Pack.	Item No.
		mm	m	
KSB 2 PVC	Black	1-2	10	6072 90 9
KSB 4 PVC	Black	1-4	10	6072 89 5

Cover clamp, universal				
Type	Pack.	Item No.		
	pcs			
DKU VA4310	20	6065 60 0		



System accessories: cable tray systems

Accessories 35, 60, 85, 110

Cover					
Type	Width	Length	Pack.	Item No.	
	mm	mm	m		
DRLU 050 FS	50	3000	3	6052 05 6	
DRLU 100 FS	100	3000	3	6052 10 3	
DRLU 150 FS	150	3000	3	6052 15 3	
DRLU 200 FS	200	3000	3	6052 21 0	
DRLU 300 FS	300	3000	3	6052 30 7	
DRLU 400 FS	400	3000	3	6052 40 5	
DRLU 500 FS	500	3000	3	6052 51 2	
DRLU 600 FS	600	3000	3	6052 60 9	
DRLU 050 DD	50	3000	3	6052 64 0	
DRLU 100 DD	100	3000	3	6052 64 3	
DRLU 150 DD	150	3000	3	6052 64 7	
DRLU 200 DD	200	3000	3	6052 65 0	
DRLU 300 DD	300	3000	3	6052 65 6	
DRLU 400 DD	400	3000	3	6052 66 2	
DRLU 500 DD	500	3000	3	6052 66 8	
DRLU 600 DD	600	3000	3	6052 67 4	

Cover clamp				
Type	Ladder/ tray height	Pack.	Item No.	
	mm	pcs		
DKL 35 VA4310	35	20	6065 50 3	
DKL 45 VA4310	45	20	6065 51 1	
DKL 60 VA4310	60	20	6065 53 8	
DKL 85 VA4310	85	20	6065 54 6	
DKL 110 VA4310	110	20	6065 55 4	

Cover with turn buckle					
Type	Width	Length	Pack.	Item No.	
	mm	mm	m		
DRL 050 FS	50	3000	3	6052 05 3	
DRL 075 FS	75	3000	3	6052 02 9	
DRL 100 FS	100	3000	3	6052 09 6	
DRL 150 FS	150	3000	3	6052 15 0	
DRL 200 FS	200	3000	3	6052 20 7	
DRL 300 FS	300	3000	3	6052 30 4	
DRL 400 FS	400	3000	3	6052 40 1	
DRL 500 FS	500	3000	3	6052 50 9	
DRL 600 FS	600	3000	3	6052 60 6	
DRL 050 DD	50	3000	3	6052 70 0	
DRL 100 DD	100	3000	3	6052 70 3	
DRL 150 DD	150	3000	3	6052 70 6	
DRL 200 DD	200	3000	3	6052 70 9	
DRL 300 DD	300	3000	3	6052 71 2	
DRL 400 DD	400	3000	3	6052 71 5	
DRL 500 DD	500	3000	3	6052 71 8	
DRL 600 DD	600	3000	3	6052 72 4	

Turn-buckle			
Type	Pack.	Item No.	
	pcs		
DRL 311 FT	20	6065 00 7	

Turn-buckle			
Type	Pack.	Item No.	
	pcs		
DRL 311 2 FT	20	6065 14 7	

Turn-buckle			
Type	Pack.	Item No.	
	pcs		
DRLM 316 DD	10	6222 36 6	

Cover for 45° Magic bend				
Type	Width	Pack.	Item No.	
	mm	pcs		
DFBM 45 100 FS	100	1	7138 36 0	
DFBM 45 150 FS	150	1	7138 36 2	
DFBM 45 200 FS	200	1	7138 36 4	
DFBM 45 300 FS	300	1	7138 36 6	
DFBM 45 400 FS	400	1	7138 36 8	
DFBM 45 500 FS	500	1	7138 37 0	
DFBM 45 600 FS	600	1	7138 37 2	
DFBM 45 100 DD	100	1	7138 40 0	
DFBM 45 150 DD	150	1	7138 40 2	
DFBM 45 200 DD	200	1	7138 40 4	
DFBM 45 300 DD	300	1	7138 40 6	
DFBM 45 400 DD	400	1	7138 40 8	
DFBM 45 500 DD	500	1	7138 41 0	
DFBM 45 600 DD	600	1	7138 41 2	


Cover for 90° Magic bend				
Type	Width	Pack.	Item No.	
	mm	pcs		
DFBM 90 100 FS	100	1	7138 50 0	
DFBM 90 150 FS	150	1	7138 50 2	
DFBM 90 200 FS	200	1	7138 50 4	
DFBM 90 300 FS	300	1	7138 50 6	
DFBM 90 400 FS	400	1	7138 50 8	
DFBM 90 500 FS	500	1	7138 51 0	
DFBM 90 600 FS	600	1	7138 51 2	
DFBM 90 100 DD	100	1	7138 54 0	
DFBM 90 150 DD	150	1	7138 54 2	
DFBM 90 200 DD	200	1	7138 54 4	
DFBM 90 300 DD	300	1	7138 54 6	
DFBM 90 400 DD	400	1	7138 54 8	
DFBM 90 500 DD	500	1	7138 55 0	
DFBM 90 600 DD	600	1	7138 55 2	

Cover for variable Magic bend				
Type	Width	Pack.	Item No.	
	mm	pcs		
DFBMV 100 FS	100	1	6040 76 0	
DFBMV 150 FS	150	1	6040 76 2	
DFBMV 200 FS	200	1	6040 76 4	
DFBMV 300 FS	300	1	6040 76 6	
DFBMV 400 FS	400	1	6040 76 8	
DFBMV 500 FS	500	1	6040 77 0	
DFBMV 600 FS	600	1	6040 77 2	
DFBMV 100 DD	100	1	6040 78 0	
DFBMV 150 DD	150	1	6040 78 2	
DFBMV 200 DD	200	1	6040 78 4	
DFBMV 300 DD	300	1	6040 78 6	
DFBMV 400 DD	400	1	6040 78 8	
DFBMV 500 DD	500	1	6040 79 0	
DFBMV 600 DD	600	1	6040 79 2	

System accessories: cable tray systems


Accessories 35, 60, 85, 110

Cover for Magic add-on tee




Type	Width	Pack.	Item No.
	mm	pcs	
DFAAM 100 FS	100	1	7138 64 0
DFAAM 150 FS	150	1	7138 64 2
DFAAM 200 FS	200	1	7138 64 4
DFAAM 300 FS	300	1	7138 64 6
DFAAM 400 FS	400	1	7138 64 8
DFAAM 500 FS	500	1	7138 65 0
DFAAM 600 FS	600	1	7138 65 2
DFAAM 100 DD	100	1	7138 68 0
DFAAM 150 DD	150	1	7138 68 2
DFAAM 200 DD	200	1	7138 68 4
DFAAM 300 DD	300	1	7138 68 6
DFAAM 400 DD	400	1	7138 68 8
DFAAM 500 DD	500	1	7138 69 0
DFAAM 600 DD	600	1	7138 69 2

Cover for Magic tee




Type	Width	Pack.	Item No.
	mm	pcs	
DFTM 100 FS	100	1	7138 79 0
DFTM 150 FS	150	1	7138 79 2
DFTM 200 FS	200	1	7138 79 4
DFTM 300 FS	300	1	7138 79 6
DFTM 400 FS	400	1	7138 79 8
DFTM 500 FS	500	1	7138 80 0
DFTM 600 FS	600	1	7138 80 2
DFTM 100 DD	100	1	7138 83 0
DFTM 150 DD	150	1	7138 83 2
DFTM 200 DD	200	1	7138 83 4
DFTM 300 DD	300	1	7138 83 6
DFTM 400 DD	400	1	7138 83 8
DFTM 500 DD	500	1	7138 84 0
DFTM 600 DD	600	1	7138 84 2

Cover for Magic cross-over




Type	Width	Pack.	Item No.
	mm	pcs	
DFKM 100 FS	100	1	7138 93 0
DFKM 150 FS	150	1	7138 93 2
DFKM 200 FS	200	1	7138 93 4
DFKM 300 FS	300	1	7138 93 6
DFKM 400 FS	400	1	7138 93 8
DFKM 500 FS	500	1	7138 94 0
DFKM 600 FS	600	1	7138 94 2
DFKM 100 DD	100	1	7138 97 0
DFKM 150 DD	150	1	7138 97 2
DFKM 200 DD	200	1	7138 97 4
DFKM 300 DD	300	1	7138 97 6
DFKM 400 DD	400	1	7138 97 8
DFKM 500 DD	500	1	7138 98 0
DFKM 600 DD	600	1	7138 98 2

Cover for 90° vertical bend, falling




Type	Width	Pack.	Item No.
	mm	pcs	
DBV 050 S FS	50	1	7130 80 1
DBV 100 S FS	100	1	7130 80 5
DBV 150 S FS	150	1	7130 80 9
DBV 200 S FS	200	1	7130 81 3
DBV 300 S FS	300	1	7130 81 7
DBV 400 S FS	400	1	7130 82 1
DBV 500 S FS	500	1	7130 82 5
DBV 600 S FS	600	1	7130 82 9
DBV 050 S DD	50	1	7131 50 6
DBV 100 S DD	100	1	7131 50 8
DBV 150 S DD	150	1	7131 50 9
DBV 200 S DD	200	1	7131 51 0
DBV 300 S DD	300	1	7131 51 4
DBV 400 S DD	400	1	7131 51 8
DBV 500 S DD	500	1	7131 52 4
DBV 600 S DD	600	1	7131 52 7

Cover for 90° vertical bend, falling, side height 35




Type	Width	Pack.	Item No.
	mm	pcs	
DBV 35 050 F FS	50	1	7130 76 0
DBV 35 100 F FS	100	1	7130 76 4
DBV 35 150 F FS	150	1	7130 76 8
DBV 35 200 F FS	200	1	7130 77 2
DBV 35 300 F FS	300	1	7130 77 6
DBV 35 050 F DD	50	1	7131 59 0
DBV 35 100 F DD	100	1	7131 59 2
DBV 35 150 F DD	150	1	7131 59 4
DBV 35 200 F DD	200	1	7131 59 6
DBV 35 300 F DD	300	1	7131 60 0

Cover for 90° vertical bend, falling, side height 60




Type	Width	Pack.	Item No.
	mm	pcs	
DBV 60 050 F FS	50	1	7130 84 7
DBV 60 100 F FS	100	1	7130 85 2
DBV 60 150 F FS	150	1	7130 85 6
DBV 60 200 F FS	200	1	7130 86 0
DBV 60 300 F FS	300	1	7130 86 4
DBV 60 400 F FS	400	1	7130 86 8
DBV 60 500 F FS	500	1	7130 87 2
DBV 60 600 F FS	600	1	7130 87 6
DBV 60 050 F DD	50	1	7131 63 0
DBV 60 100 F DD	100	1	7131 63 2
DBV 60 150 F DD	150	1	7131 63 4
DBV 60 200 F DD	200	1	7131 63 6
DBV 60 300 F DD	300	1	7131 64 0
DBV 60 400 F DD	400	1	7131 64 4
DBV 60 500 F DD	500	1	7131 64 8
DBV 60 600 F DD	600	1	7131 65 2

Cover for 90° vertical bend, falling, side height 85




Type	Width	Pack.	Item No.
	mm	pcs	
DBV 85 100 F FS	100	1	7130 99 0
DBV 85 150 F FS	150	1	7130 99 2
DBV 85 200 F FS	200	1	7130 99 4
DBV 85 300 F FS	300	1	7130 99 8
DBV 85 400 F FS	400	1	7131 00 2
DBV 85 500 F FS	500	1	7131 00 6
DBV 85 600 F FS	600	1	7131 01 0
DBV 85 100 F DD	100	1	7131 67 2
DBV 85 150 F DD	150	1	7131 67 4
DBV 85 200 F DD	200	1	7131 67 6
DBV 85 300 F DD	300	1	7131 68 0
DBV 85 400 F DD	400	1	7131 68 4
DBV 85 500 F DD	500	1	7131 68 8
DBV 85 600 F DD	600	1	7131 69 2

Cover for 90° vertical bend, falling, side height 110




Type	Width	Pack.	Item No.
	mm	pcs	
DBV 110 100 F FS	100	1	7131 03 0
DBV 110 150 F FS	150	1	7131 03 2
DBV 110 200 F FS	200	1	7131 03 4
DBV 110 300 F FS	300	1	7131 03 8
DBV 110 400 F FS	400	1	7131 04 2
DBV 110 500 F FS	500	1	7131 04 6
DBV 110 600 F FS	600	1	7131 05 2
DBV 110 100 F DD	100	1	7131 55 6
DBV 110 150 F DD	150	1	7131 55 4
DBV 110 200 F DD	200	1	7131 56 0
DBV 110 300 F DD	300	1	7131 56 4
DBV 110 400 F DD	400	1	7131 56 8
DBV 110 500 F DD	500	1	7131 57 2
DBV 110 600 F DD	600	1	7131 57 6






Cable tray systems,
walk-on



01_OBO_Gesamtkatalog_2014_Von 2013/05/2014 (LLExpert_01702) / 06/05/2014


Cable tray system, walk-on

Cable tray SKSU 60




Type	Width	Plate thickness	Length	Pack.	Item No.
	mm	mm	mm	m	
SKSU 610 FS	100	1.5	3000	3	6063 23 4
SKSU 620 FS	200	1.5	3000	3	6063 23 6
SKSU 630 FS	300	1.5	3000	3	6063 23 8
SKSU 640 FS	400	1.5	3000	3	6063 95 0
SKSU 650 FS	500	1.5	3000	3	6063 24 1
SKSU 660 FS	600	1.5	3000	3	6063 27 6
SKSU 610 FT	100	1.5	3000	3	6064 30 7
SKSU 620 FT	200	1.5	3000	3	6064 35 3
SKSU 630 FT	300	1.5	3000	3	6064 40 9
SKSU 640 FT	400	1.5	3000	3	6064 43 5
SKSU 650 FT	500	1.5	3000	3	6064 51 5
SKSU 660 FT	600	1.5	3000	3	6064 52 3

Cable tray SKSU 110




Type	Width	Plate thickness	Length	Pack.	Item No.
	mm	mm	mm	m	
SKSU 110 FS	100	1.5	3000	3	6063 40 3
SKSU 120 FS	200	1.5	3000	3	6063 43 8
SKSU 130 FS	300	1.5	3000	3	6063 45 4
SKSU 140 FS	400	1.5	3000	3	6063 47 0
SKSU 150 FS	500	1.5	3000	3	6063 49 7
SKSU 155 FS	550	1.5	3000	3	6063 50 0
SKSU 110 FT	100	1.5	3000	3	6064 79 5
SKSU 120 FT	200	1.5	3000	3	6064 83 3
SKSU 130 FT	300	1.5	3000	3	6064 88 4
SKSU 140 FT	400	1.5	3000	3	6064 92 2
SKSU 150 FT	500	1.5	3000	3	6064 96 5
SKSU 155 FT	550	1.5	3000	3	6064 97 3

Barrier strip




Type	Side height	Length	Pack.	Item No.
	mm	mm	m	
TSG 60 FS	60	3000	3	6062 06 8
TSG 60 DD	60	3000	3	6062 32 7

Barrier strip




Type	Side height	Length	Pack.	Item No.
	mm	mm	m	
TSG 110 FS	110	3000	3	6062 12 2
TSG 110 DD	110	3000	3	6062 33 5

Barrier strip connector




Type	Pack.	Item No.
	pcs	
TSGV VA4310	10	6067 97 0

Longitudinal connector set for side height 60 mm




Type	Side height	Width	Pack.	Item No.
	mm	mm	pcs	
RVS 60 10 DD	60	100	5	6068 77 1
RVS 60 20 DD	60	200	5	6068 77 3
RVS 60 30 DD	60	300	5	6068 77 5
RVS 60 40 DD	60	400	5	6068 77 7
RVS 60 50 DD	60	500	5	6068 77 9
RVS 60 60 DD	60	600	5	6068 78 1

Longitudinal connector set for side height 110 mm




Type	Side height	Width	Pack.	Item No.
	mm	mm	pcs	
RVS 110 10 DD	110	100	5	6068 78 9
RVS 110 20 DD	110	200	5	6068 79 1
RVS 110 30 DD	110	300	5	6068 79 3
RVS 110 40 DD	110	400	5	6068 79 5
RVS 110 50 DD	110	500	5	6068 79 7
RVS 110 55 DD	110	550	5	6068 79 9

90° bend for side height 60 mm




Type	Width	Pack.	Item No.
	mm	pcs	
RB 90 610 FS	100	1	6043 21 6
RB 90 620 FS	200	1	6043 22 4
RB 90 630 FS	300	1	6043 23 2
RB 90 610 FT	100	1	7125 10 0
RB 90 620 FT	200	1	7125 22 0
RB 90 630 FT	300	1	7125 30 5

90° bend for side height 60 mm




Type	Width	Pack.	Item No.
	mm	pcs	
RB 90 640 FS	400	1	7001 29 0
RB 90 650 FS	500	1	7001 30 4
RB 90 660 FS	600	1	7001 31 2
RB 90 640 FT	400	1	7125 41 0
RB 90 650 FT	500	1	7125 52 6
RB 90 660 FT	600	1	7125 58 5

90° bend for side height 110 mm




Type	Width	Pack.	Item No.
	mm	pcs	
RB 90 110 FS	100	1	7001 89 4
RB 90 120 FS	200	1	7001 91 6
RB 90 130 FS	300	1	7001 93 2
RB 90 110 FT	100	1	7127 10 3
RB 90 120 FT	200	1	7127 22 7
RB 90 130 FT	300	1	7127 32 0

90° bend for side height 110 mm




Type	Width	Pack.	Item No.
	mm	pcs	
RB 90 140 FS	400	1	7001 94 0
RB 90 150 FS	500	1	7001 96 7
RB 90 155 FS	550	1	7001 97 5
RB 90 140 FT	400	1	7127 41 3
RB 90 150 FT	500	1	7127 49 9
RB 90 155 FT	550	1	7127 54 5

Add-on tee for side height 110 mm




Type	Width	Pack.	Item No.
	mm	pcs	
RAA 610 FS	100	1	6040 40 3
RAA 620 FS	200	1	6040 43 8
RAA 630 FS	300	1	6040 44 6
RAA 610 FT	100	1	7121 10 9
RAA 620 FT	200	1	7121 21 0
RAA 630 FT	300	1	7121 31 8

Add-on tee for side height 110 mm




Type	Width	Pack.	Item No.
	mm	pcs	
RAA 640 FS	400	1	7002 39 4
RAA 650 FS	500	1	7002 41 6
RAA 660 FS	600	1	7002 43 2
RAA 640 FT	400	1	7121 40 7
RAA 650 FT	500	1	7121 50 4
RAA 660 FT	600	1	7121 60 1

Add-on tee for side height 110 mm



Type	Width	Pack.	Item No.
	mm	pcs	
RAA 110 FS	100	1	7002 63 7
RAA 120 FS	200	1	7002 65 3
RAA 130 FS	300	1	7002 68 8
RAA 110 FT	100	1	7123 11 6
RAA 120 FT	200	1	7123 21 3
RAA 130 FT	300	1	7123 31 0

Add-on tee for side height 110 mm



Type	Width	Pack.	Item No.
	mm	pcs	
RAA 140 FS	400	1	7002 69 6
RAA 150 FS	500	1	7002 72 6
RAA 155 FS	550	1	7002 73 4
RAA 140 FT	400	1	7123 39 6
RAA 150 FT	500	1	7123 50 7
RAA 155 FT	550	1	7123 55 8

Cable tray systems, walk-on

Cable tray system, walk-on

Cover with corrugated sheet

Type	Width mm	Plate thickness mm	Length mm	Pack. m	Item No.
DRL BKS10 ALU	100	2.5	1000	1	6052 75 0
DRL BKS20 ALU	200	2.5	1000	1	6052 75 2
DRL BKS30 ALU	300	2.5	1000	1	6052 75 5
DRL BKS40 ALU	400	2.5	1000	1	6052 75 7
DRL BKS50 ALU	500	2.5	1000	1	6052 75 9
DRL BKS55 ALU	550	2.5	1000	1	6052 76 1
DRL BKS60 ALU	600	2.5	1000	1	6052 76 3

Cover with channelled sheet for 90° bend, 100-300 mm

Type	Width mm	Plate thickness mm	Pack. pcs	Item No.
DFB BKS90100	100	4.5	1	7130 74 1
DFB BKS90200	200	4.5	1	7130 74 3
DFB BKS90300	300	4.5	1	7130 74 5

Cover with channelled sheet for 90° bend, 400-600 mm

Type	Width mm	Plate thickness mm	Pack. pcs	Item No.
DFB BKS90400	400	4.75	1	7130 74 7
DFB BKS90500	500	4.75	1	7130 74 9
DFB BKS90550	550	4.75	1	7130 75 1
DFB BKS90600	600	4.75	1	7130 75 3

Cover with channelled sheet for add-on tee, 100-300 mm

Type	Width mm	Plate thickness mm	Pack. pcs	Item No.
DFAA BKS100 DD	100	4.5	1	7131 45 0
DFAA BKS200 DD	200	4.5	1	7131 45 2
DFAA BKS300 DD	300	4.5	1	7131 45 4

Cover with channelled sheet for add-on tee, 400 - 600 mm

Type	Width mm	Plate thickness mm	Pack. pcs	Item No.
DFAA BKS400 DD	400	4.75	1	7131 45 6
DFAA BKS500 DD	500	4.75	1	7131 45 8
DFAA BKS550 DD	550	4.75	1	7131 46 0
DFAA BKS600 DD	600	4.75	1	7131 46 2

Cable tray system, walk-on

Cable tray BKRS side height 110 mm

Type	Dimension B mm	Dimension L mm	Dimension H mm	Plate thickness mm	Pack. m	Item No.
BKRS 1110 FS	100	3000	110	2	3	6061 98 1
BKRS 1120 FS	200	3000	110	2	3	6061 98 3
BKRS 1130 FS	300	3000	110	2	3	6061 98 5
BKRS 1140 FS	400	3000	110	2	3	6061 98 7
BKRS 1150 FS	500	3000	110	2	3	6061 98 9
BKRS 1160 FS	600	3000	110	2	3	6061 99 1

Cover for BKRS

Type	Dimension B mm	Dimension L mm	Plate thickness mm	Pack. m	Item No.
DF BKR10 FS AL	100	3000	2	3	6049 18 1
DF BKR20 FS AL	200	3000	2	3	6049 18 3
DF BKR30 FS AL	300	3000	2	3	6049 18 5
DF BKR40 FS AL	400	3000	2	3	6049 18 7
DF BKR50 FS AL	500	3000	2	3	6049 18 9
DF BKR60 FS AL	600	3000	2	3	6049 19 1

Dust protection element for BKRS

Type	Dimension B mm	Pack. pcs	Item No.
SSE BKR 100 FS	100	1	6049 26 1
SSE BKR 200 FS	200	1	6049 26 3
SSE BKR 300 FS	300	1	6049 26 5
SSE BKR 400 FS	400	1	6049 26 7
SSE BKR 500 FS	500	1	6049 26 9
SSE BKR 600 FS	600	1	6049 27 1

Collision guard for BKRS

Type	Length mm	Height mm	Thickness mm	Pack. m	Item No.
SB BKS FS	3000	108	1	3	6049 25 2

Cover support for BKRS

Type	Pack. pcs	Item No.
DST110 BKRS FS	10	6049 25 6

Partition for BKRS

Type	Dimension L mm	Dimension H mm	Pack. m	Item No.
TSG110Z BKRS FS	3000	109	3	6062 39 1

Support bracket for BKRS

Type	Dimension B mm	Dimension b1 mm	Dimension b2 mm	Pack. pcs	Item No.
STA BKS10 FT	97	13	43	1	6044 56 1
STA BKS20 FT	197	13	143	1	6044 56 3
STA BKS30 FT	297	25	231	1	6044 56 5
STA BKS40 FT	397	25	331	1	6044 56 7
STA BKS50 FT	497	125	331	1	6044 56 9
STA BKS60 FT	597	225	331	1	6044 57 1

Non-slip strip for BKRS

Type	Pack. m	Item No.
ARS BKR	11	6049 25 9

Drilling screw

Type	Pack. pcs	Item No.
BS BKS KP	100	6049 25 0





Mesh cable tray systems



GR-Magic® mesh cable tray, side height 35

Mesh cable tray GR-Magic®						
Type	Width	Wire Ø	Length	Pack.	Item No.	
	mm	mm	mm	m		
GRM 35 50 G	50	3.9	3000	3	6000 06 0	
GRM 35 100 G	100	3.9	3000	3	6000 06 2	
GRM 35 150 G	150	3.9	3000	3	6000 06 3	
GRM 35 200 G	200	3.9	3000	3	6000 06 4	
GRM 35 300 G	300	4.8	3000	3	6000 06 6	
GRM 35 50 FT	50	3.9	3000	3	6000 06 9	
GRM 35 100 FT	100	3.9	3000	3	6000 07 1	
GRM 35 150 FT	150	3.9	3000	3	6000 07 2	
GRM 35 200 FT	200	3.9	3000	3	6000 07 3	
GRM 35 300 FT	300	4.8	3000	3	6000 07 5	

Barrier strip						
Type	Side height	Length	Pack.	Item No.		
	mm	mm	m			
TSG 30 FS	30	3000	3	6062 05 0		
TSG 30 DD	30	3000	3	6062 31 4		

Barrier strip connector				
Type	Pack.	Item No.		
	pcs			
TSGV VA4310	10	6067 97 0		

Hold-down clamp for barrier strip fastening			
Type	Pack.	Item No.	
	pcs		
KS GR VA4310	30	6062 28 2	

GR-Magic® mesh cable tray, side height 55

Mesh cable tray GR-Magic®						
Type	Width	Wire Ø	Length	Pack.	Item No.	
	mm	mm	mm	m		
GRM 55 100 F	100	3.9	3000	3	6001 04 0	
GRM 55 150 F	150	3.9	3000	3	6001 04 4	
GRM 55 200 F	200	3.9	3000	3	6001 04 7	
GRM 55 300 F	300	4.8	3000	3	6001 05 0	
GRM 55 400 F	400	4.8	3000	3	6001 05 3	
GRM 55 500 F	500	4.8	3000	3	6001 05 6	
GRM 55 600 F	600	4.8	3000	3	6001 05 9	

Mesh cable tray GR-Magic®						
Type	Width	Wire Ø	Length	Pack.	Item No.	
	mm	mm	mm	m		
GRM 55 50 G	50	3.9	3000	3	6001 44 1	
GRM 55 100 G	100	3.9	3000	3	6001 44 2	
GRM 55 150 G	150	3.9	3000	3	6001 44 4	
GRM 55 200 G	200	3.9	3000	3	6001 44 6	
GRM 55 200 4.8 G	200	4.8	3000	3	6001 44 7	
GRM 55 300 G	300	4.8	3000	3	6001 44 8	
GRM 55 400 G	400	4.8	3000	3	6001 45 0	
GRM 55 500 G	500	4.8	3000	3	6001 45 2	
GRM 55 600 G	600	4.8	3000	3	6001 45 4	

Mesh cable tray GR-Magic®						
Type	Width	Wire Ø	Length	Pack.	Item No.	
	mm	mm	mm	m		
GRM 55 50 FT	50	3.9	3000	3	6001 41 5	
GRM 55 100 FT	100	3.9	3000	3	6001 41 6	
GRM 55 150 FT	150	3.9	3000	3	6001 41 8	
GRM 55 200 FT	200	3.9	3000	3	6001 42 0	
GRM 55 200 4.8 FT	200	4.8	3000	3	6001 42 1	
GRM 55 300 FT	300	4.8	3000	3	6001 42 4	
GRM 55 400 FT	400	4.8	3000	3	6001 42 8	
GRM 55 500 FT	500	4.8	3000	3	6001 43 2	
GRM 55 600 FT	600	4.8	3000	3	6001 43 6	

Mesh cable tray GR-Magic® with 1 partition						
Type	Width	Wire Ø	Length	Pack.	Item No.	
	mm	mm	mm	m		
GRM-T 55 100 G	100	3.9	3000	3	6006 45 3	
GRM-T 55 200 G	200	3.9	3000	3	6006 45 5	
GRM-T 55 300 G	300	4.8	3000	3	6006 45 6	
GRM-T 55 400 G	400	4.8	3000	3	6006 45 7	
GRM-T 55 500 G	500	4.8	3000	3	6006 45 8	

Mesh cable tray GR-Magic® with 2 partitions						
Type	Width	Wire Ø	Length	Pack.	Item No.	
	mm	mm	mm	m		
GRM-2T 55 200 G	200	3.9	3000	3	6006 39 5	
GRM-2T 55 300 G	300	4.8	3000	3	6006 39 6	
GRM-2T 55 400 G	400	4.8	3000	3	6006 39 7	
GRM-2T 55 500 G	500	4.8	3000	3	6006 46 8	

Accessories, side height 55

Barrier strip						
Type	Side height	Length	Pack.	Item No.		
	mm	mm	m			
TSG 45 FS	45	3000	3	6062 03 3		
TSG 45 DD	45	3000	3	6062 32 1		

Barrier strip connector				
Type	Pack.	Item No.		
	pcs			
TSGV VA4310	10	6067 97 0		


Hold-down clamp for barrier strip fastening			
Type	Pack.	Item No.	
	pcs		
KS GR VA4310	30	6062 28 2	



Mesh cable tray systems


Accessories, side height 55

90° mesh cable tray bend



Type	Width	Wire Ø	Pack.	Item No.
	mm	mm	pcs	
GRB 90 510 G	100	3.9	1	6001 92 0
GRB 90 515 G	150	3.9	1	6001 99 8
GRB 90 520 G	200	3.9	1	6001 93 9
GRB 90 530 G	300	4.4	1	6001 94 7
GRB 90 540 G	400	4.8	1	6001 95 5
GRB 90 550 G	500	4.8	1	6001 96 3
GRB 90 560 G	600	4.8	1	6001 97 1


90° mesh cable tray bend



Type	Width	Wire Ø	Pack.	Item No.
	mm	mm	pcs	
GRB 90 510 FT	100	3.9	1	6002 21 8
GRB 90 515 FT	150	3.9	1	6002 22 2
GRB 90 520 FT	200	3.9	1	6002 22 6
GRB 90 530 FT	300	4.4	1	6002 23 4
GRB 90 540 FT	400	4.8	1	6002 24 2
GRB 90 550 FT	500	4.8	1	6002 25 0
GRB 90 560 FT	600	4.8	1	6002 26 9


GR-Magic® mesh cable tray, side height 105

Mesh cable tray GR-Magic®



Type	Width	Wire Ø	Length	Pack.	Item No.
	mm	mm	mm	m	
GRM 105 100 G	100	3.9	3000	3	6002 40 2
GRM 105 150 G	150	3.9	3000	3	6002 40 4
GRM 105 200 G	200	4.8	3000	3	6002 40 6
GRM 105 300 G	300	4.8	3000	3	6002 40 8
GRM 105 400 G	400	4.8	3000	3	6002 41 0
GRM 105 500 G	500	4.8	3000	3	6002 41 5
GRM 105 600 G	600	4.8	3000	3	6002 41 7


Mesh cable tray GR-Magic®



Type	Width	Wire Ø	Length	Pack.	Item No.
	mm	mm	mm	m	
GRM 105 100 FT	100	3.9	3000	3	6002 43 1
GRM 105 150 FT	150	3.9	3000	3	6002 43 3
GRM 105 200 FT	200	4.8	3000	3	6002 43 5
GRM 105 300 FT	300	4.8	3000	3	6002 43 7
GRM 105 400 FT	400	4.8	3000	3	6002 43 9
GRM 105 500 FT	500	4.8	3000	3	6002 44 3
GRM 105 600 FT	600	4.8	3000	3	6002 44 5


Accessories, side height 105

Barrier strip




Type	Side height	Length	Pack.	Item No.
	mm	mm	m	
TSG 85 FS	85	3000	3	6062 11 4
TSG 85 DD	85	3000	3	6062 33 1

Barrier strip connector




Type	Pack.	Item No.
	pcs	
TSGV VA4310	10	6067 97 0

Hold-down clamp for barrier strip fastening




Type	Pack.	Item No.
	pcs	
KS GR VA4310	30	6062 28 2

90° mesh cable tray bend



Type	Width	Wire Ø	Pack.	Item No.
	mm	mm	pcs	
GRB 90 110 G	100	3.9	1	6002 37 0
GRB 90 115 G	150	3.9	1	6002 37 2
GRB 90 120 G	200	4.4	1	6002 37 4
GRB 90 130 G	300	4.8	1	6002 37 6
GRB 90 140 G	400	4.8	1	6002 37 8
GRB 90 150 G	500	4.8	1	6002 38 2
GRB 90 160 G	600	4.8	1	6002 38 4


90° mesh cable tray bend



Type	Width	Wire Ø	Pack.	Item No.
	mm	mm	pcs	
GRB 90 110 FT	100	3.9	1	6002 30 7
GRB 90 115 FT	150	3.9	1	6002 31 1
GRB 90 120 FT	200	4.4	1	6002 31 5
GRB 90 130 FT	300	4.8	1	6002 32 3
GRB 90 140 FT	400	4.8	1	6002 33 1
GRB 90 150 FT	500	4.8	1	6002 35 8
GRB 90 160 FT	600	4.8	1	6002 36 6


Accessories for side height 35, 55, 105 mm

Mesh cable tray connector, long




Type	Width	Pack.	Item No.
	mm	pcs	
GRV 245 FS	245	20	6016 68 0
GRV 245 DD	245	20	6016 68 4

Quick connector



Type	Pack.	Item No.
	pcs	
GRS 3.9 DD	50	6016 54 5
GRS 4.4 DD	50	6016 55 3
GRS 4.8 DD	50	6016 56 1


Joint connector



Type	Pack.	Item No.
	pcs	
GSV 34 G	20	6016 59 6


Accessories for side height 35, 55, 105 mm

Joint connector




Type	Pack.	Item No.
GSV 34 FT	20 pcs	6016 63 4

Clamp




Type	Pack.	Item No.
GKS 34 G	20 pcs	6016 85 5
GKS 34 FT	20 pcs	6016 82 0

Clamp




Type	Pack.	Item No.
GKB 34 G	20 pcs	6016 67 4

Clamp




Type	Pack.	Item No.
GKT 38 G	20 pcs	6017 03 7
GKT 38 FT	20 pcs	6017 06 1

Hold down clip




Type	Pack.	Item No.
BC GR MS VA4310	20 pcs	6016 66 5

Hook screw




Type	Thread	Pack.	Item No.
HS M6 VA4567	M6	100 pcs	1154 99 0

Flange nut




Type	Thread	Pack.	Item No.
KM M6 VA4301	M 6	100 pcs	6408 96 6

Corner connector




Type	Pack.	Item No.
GEV 36 G	20 pcs	6016 71 5
GEV 36 FT	20 pcs	6016 72 3

Slotted steel strap, bent




Type	Dimension	Pack.	Item No.
5050 20X3 FT	20x3 mm	25 pcs	6017 37 1

Earthing clamp




Type	Shipping box	Pack.	Weight	Item No.
939	150 pcs	25 pcs	5.930 kg/100 pcs.	5043 10 7

Earthing screw




Type	Material symbol	Thread	Cross-section	Pack.	Item No.
B 33020	CuZn	M6	25 mm ²	50 pcs	6404 00 6
B 33021	CuZn	M6	35 mm ²	50 pcs	6404 01 4

Grounding clamp




Type	Pack.	Item No.
VEK-GRM 3.9 FS	25 pcs	6016 69 4
VEK-GRM 4.8 FS	25 pcs	6016 69 6

Wall clamp / central hanger




Type	Pack.	Item No.
K 12 1818 FS	25 pcs	6437 10 9
K12 1818 VA4301	25 pcs	6016 42 1

Wall clamp for GRM 35 50



Type	Side height	Width	Pack.	Item No.
WH GRM35 FT	35 mm	50 mm	10 pcs	6016 44 3

Stand-off bracket




Type	Dimension B	Pack.	Item No.
DBLG 20 050 FS	50 mm	20 pcs	6015 64 6
DBLG 20 100 FS	100 mm	20 pcs	6015 65 4
DBLG 20 150 FS	150 mm	20 pcs	6015 65 8
DBLG 20 200 FS	200 mm	20 pcs	6015 66 2
DBLG 20 300 FS	300 mm	20 pcs	6015 67 0
DBLG 20 400 FS	400 mm	20 pcs	6015 68 9
DBLG 20 500 FS	500 mm	25 pcs	6015 69 3
DBLG 20 600 FS	600 mm	25 pcs	6015 69 7
DBLG 20 050 FT	50 mm	20 pcs	6015 64 8
DBLG 20 100 FT	100 mm	20 pcs	6015 65 6
DBLG 20 150 FT	150 mm	20 pcs	6015 66 0
DBLG 20 200 FT	200 mm	20 pcs	6015 66 4
DBLG 20 300 FT	300 mm	20 pcs	6015 67 2
DBLG 20 400 FT	400 mm	20 pcs	6015 69 1
DBLG 20 500 FT	500 mm	25 pcs	6015 69 5
DBLG 20 600 FT	600 mm	25 pcs	6015 69 9



Mesh cable tray systems

Accessories for side height 35, 55, 105 mm


Threaded rod



Type	Thread	Length	Pack.	Item No.
		mm	pcs	
2078 M8 1M G	M8	1000	50	3141 12 8
2078 M10 1M G	M10	1000	25	3141 20 9
2078 M12 1M G	M12	1000	20	3141 30 6


Type	Thread	Length	Pack.	Item No.
		mm	pcs	
2078 M8 1M V2A	M8	1000	50	3141 31 0
2078 M10 1M V2A	M10	1000	25	3141 31 2
2078 M12 1M V2A	M12	1000	20	3141 31 4

Central suspension




Type	Dimension B	Pack.	Item No.
	mm	pcs	
GMS 170 FS	170	25	6015 40 0
GMS 270 FS	270	25	6015 40 2
GMS 370 FS	370	25	6015 40 4
GMS 470 FS	470	10	6015 40 6
GMS 570 FS	570	10	6015 40 8
GMS 170 VA4404	170	25	6015 41 8
GMS 270 VA4404	270	25	6015 41 9
GMS 370 VA4404	370	25	6015 42 0
GMS 470 VA4404	470	10	6015 42 1
GMS 570 VA4404	570	10	6015 42 2

Central suspension




Type	Pack.	Item No.
	pcs	
GMA M6 FS	25	6015 22 0
GMA M8 FS	25	6015 23 9
GMA M10 FS	25	6015 24 7
GMA M6 FT	25	6015 22 4
GMA M8 FT	25	6015 24 3
GMA M10 FT	25	6015 25 5

Side holder




Type	For threaded rod	Pack.	Item No.
		pcs	
SH M10 FS	M10	50	6015 33 6
SH M10 FT	M10	50	6015 33 8

Conduit take-off bracket




Type	Hole-Ø	Pack.	Item No.
	mm	pcs	
SH KAB 20 FS	20	10	6015 42 5
SH KAB 25 FS	25	10	6015 43 3

Hold-down clamp




Type	Hole-Ø	Pack.	Item No.
	mm	pcs	
GKS 50 07 FS	7	50	6015 26 3
GKS 50 11 FS	11	50	6015 27 6
GKS 50 07 FT	7	50	6015 27 1
GKS 50 11 FT	11	50	6015 27 8

Mounting plate




Type	Dimension A	Dimension B	Pack.	Item No.
	mm	mm	pcs	
MPG 65 FT	81	65	30	6006 48 6
MPG 90 FT	111	95	30	6006 48 7

Mounting plate




Type	Height	Width	Pack.	Item No.
	mm	mm	pcs	
MP UNI FS	115	170	40	7084 77 3
MP UNI DD	115	170	40	7085 11 4

Drop-out plate




Type	Pack.	Weight	Item No.
	pcs	kg/100 pcs.	
KAB GR FS	10	14.100	6220 13 9
KAB GR FT	10	14.100	6220 14 2

Identification clip




Type	Colour	Pack.	Item No.
		pcs	
KS GR LGR	Light grey	10	6017 71 0
KS GR VKG	Traffic grey B	10	6017 71 1
KS GR OR	Pastel orange	10	6017 71 2
KS GR ZGB	Zinc yellow	10	6017 71 3
KS GR LBL	Light blue	10	6017 71 4
KS GR SGN	Signal green	10	6017 71 5

Cover




Type	Width	Length	Pack.	Item No.
	mm	mm	m	
DRLU 050 FS	50	3000	3	6052 05 6
DRLU 100 FS	100	3000	3	6052 10 3
DRLU 150 FS	150	3000	3	6052 15 3
DRLU 200 FS	200	3000	3	6052 21 0
DRLU 300 FS	300	3000	3	6052 30 7
DRLU 400 FS	400	3000	3	6052 40 5
DRLU 500 FS	500	3000	3	6052 51 2
DRLU 600 FS	600	3000	3	6052 60 9
DRLU 050 DD	50	3000	3	6052 64 0
DRLU 100 DD	100	3000	3	6052 64 3
DRLU 150 DD	150	3000	3	6052 64 7
DRLU 200 DD	200	3000	3	6052 65 0
DRLU 300 DD	300	3000	3	6052 65 6
DRLU 400 DD	400	3000	3	6052 66 2
DRLU 500 DD	500	3000	3	6052 66 8
DRLU 600 DD	600	3000	3	6052 67 4

Cover clamp, universal



Type	Pack.	Item No.
	pcs	
DKU VA4310	20	6065 60 0


Mesh angle



Type	Length	Pack.	Item No.
	mm	m	
GW 40 80 FT	2000	50	6003 81 8


Accessories for side height 35, 55, 105 mm

Beam clamping




Type	Height	Pack.	Item No.
	mm	pcs	
KL 20 FT	20	10	6003 85 0
KL 30 FT	30	10	6003 86 9

Bolt cutter




Type	Pack.	Item No.
	pcs	
GR BS	1	6017 70 0

Protective cap




Type	Colour	Pack.	Item No.
		pcs	
GR KS 3.9 OR	Pastel orange	500	6003 75 0
GR KS 4.8 OR	Pastel orange	500	6003 75 4
GR KS 6.0 OR	Pastel orange	500	6003 75 8

Tray fastening system kit, 16 kg with TrayFix large




Type	Pack.	Item No.
	pcs	
TrayFix-16-L	1	5403 09 8

Tray fastening system kit, 16 kg with TrayFix small




Type	Pack.	Item No.
	pcs	
TrayFix-16-S	1	5403 09 9

Tray fastening system kit, 10 kg with TrayFix large



Type	Pack.	Item No.
	pcs	
TrayFix-10-L	1	5403 10 1

Tray fastening system kit, 10 kg with TrayFix small



Type	Pack.	Item No.
	pcs	
TrayFix-10-S	1	5403 10 2




KTS



Mesh cable tray systems


G mesh cable tray Magic

G mesh cable tray Magic, side height 50 mm




Type	Length	Pack.	Item No.
	mm	m	
G-GRM 50 50 G	3000	3	6005 53 5
G-GRM 50 50 FT	3000	3	6005 52 0

G mesh cable tray Magic, side height 75 mm




Type	Length	Pack.	Item No.
	mm	m	
G-GRM 75 50 G	3000	3	6005 53 8
G-GRM 75 50 FT	3000	3	6005 52 3

G mesh cable tray Magic, side height 125 mm



Type	Length	Pack.	Item No.
	mm	m	
G-GRM 125 75 G	3000	3	6005 54 1
G-GRM 125 75 FT	3000	3	6005 52 6

G mesh cable tray Magic, side height 150 mm



Type	Length	Pack.	Item No.
	mm	m	
G-GRM 150 100 G	3000	3	6005 54 4
G-GRM 150 100 FT	3000	3	6005 52 9

KTS

C mesh cable tray

C mesh cable tray CGR						
Type	Width	Wire Ø	Length	Pack.	Item No.	
	mm	mm	mm	m		
CGR 50 50 FT	50	4.5	3000	3	6017 42 8	
CGR 50 100 FT	100	4.5	3000	3	6017 43 6	
CGR 50 200 FT	200	4.5	3000	3	6017 44 4	
CGR 50 300 FT	300	4.5	3000	3	6017 45 2	
CGR 50 400 FT	400	4.5	3000	3	6017 46 0	

Accessories, C mesh cable tray

Barrier strip						
Type	Side height	Length	Pack.	Item No.		
	mm	mm	m			
TSG 30 FS	30	3000	3	6062 05 0		
TSG 30 DD	30	3000	3	6062 31 4		

Barrier strip connector			
Type	Pack.	Item No.	
	pcs		
TSGV VA4310	10	6067 97 0	

Hold-down clamp for barrier strip fastening			
Type	Pack.	Item No.	
	pcs		
KS GR VA4310	30	6062 28 2	

Joint connector			
Type	Pack.	Item No.	
	pcs		
GSV 34 FT	20	6016 63 4	

Clamp			
Type	Pack.	Item No.	
	pcs		
GKS 34 FT	20	6016 82 0	

Clamping piece			
Type	Pack.	Item No.	
	pcs		
GKT 38 FT	20	6017 06 1	

Beam clamp			
Type	Pack.	Item No.	
	pcs		
BFK 132 58 FT	10	6003 88 0	
BFK 166 58 20 FT	10	6003 88 8	

Beam clamp			
Type	Pack.	Item No.	
	pcs		
BFK 153 33 FT	10	6003 88 4	
BFK 187 33 FT	10	6003 89 2	

Hook screw			
Type	Thread	Pack.	Item No.
		pcs	
HS M6 VA4567	M6	100	1154 99 0

Flange nut			
Type	Thread	Pack.	Item No.
		pcs	
KM M6 VA4301	M 6	100	6408 96 6

45° mounting angle			
Type	Pack.	Item No.	
	pcs		
MW 45 SL10 FT	20	6017 32 0	

90° mounting angle			
Type	Pack.	Item No.	
	pcs		
MW 90 SL17 FT	20	6017 34 7	
MW 90 SL23 FT	20	6017 35 5	

Clamp			
Type	Pack.	Item No.	
	pcs		
KS 23 35 FT	100	6015 17 4	

Identification clip				
Type	Colour	Pack.	Item No.	
		pcs		
KS GR LGR	Light grey	10	6017 71 0	
KS GR VKG	Traffic grey B	10	6017 71 1	
KS GR OR	Pastel orange	10	6017 71 2	
KS GR ZGB	Zinc yellow	10	6017 71 3	
KS GR LBL	Light blue	10	6017 71 4	
KS GR SGN	Signal green	10	6017 71 5	





Cable ladder systems



Cable ladder, side height 45 mm

Cable ladder LG 45						
Type	Width	Rail thickness	Length	Pack.	Item No.	
	mm	mm	mm	m		
LG 420 NS 3 FS	200	1.25	3000	3	6200 50 8	
LG 430 NS 3 FS	300	1.25	3000	3	6200 51 1	
LG 440 NS 3 FS	400	1.25	3000	3	6200 51 4	
LG 450 NS 3 FS	500	1.25	3000	3	6200 51 7	
LG 460 NS 3 FS	600	1.25	3000	3	6200 52 0	
LG 420 NS 6 FS	200	1.25	6000	6	6200 58 3	
LG 430 NS 6 FS	300	1.25	6000	6	6200 58 6	
LG 440 NS 6 FS	400	1.25	6000	6	6200 58 9	
LG 450 NS 6 FS	500	1.25	6000	6	6200 59 2	
LG 460 NS 6 FS	600	1.25	6000	6	6200 59 5	
LG 420 NS 6 FT	200	1.25	6000	6	6200 60 5	
LG 430 NS 6 FT	300	1.25	6000	6	6200 60 8	
LG 440 NS 6 FT	400	1.25	6000	6	6200 61 1	
LG 450 NS 6 FT	500	1.25	6000	6	6200 61 4	
LG 460 NS 6 FT	600	1.25	6000	6	6200 61 7	

Cable ladder SLG 45						
Type	Width	Rail thickness	Length	Pack.	Item No.	
	mm	mm	mm	m		
SLG 420 NS 3 FS	200	2	3000	3	6200 54 0	
SLG 430 NS 3 FS	300	2	3000	3	6200 54 3	
SLG 440 NS 3 FS	400	2	3000	3	6200 54 6	
SLG 450 NS 3 FS	500	2	3000	3	6200 54 9	
SLG 460 NS 3 FS	600	2	3000	3	6200 55 2	
SLG 420 NS 6 FS	200	2	6000	6	6200 62 3	
SLG 430 NS 6 FS	300	2	6000	6	6200 62 6	
SLG 440 NS 6 FS	400	2	6000	6	6200 62 9	
SLG 450 NS 6 FS	500	2	6000	6	6200 63 2	
SLG 460 NS 6 FS	600	2	6000	6	6200 63 5	
SLG 420 NS 6 FT	200	2	6000	6	6200 64 6	
SLG 430 NS 6 FT	300	2	6000	6	6200 64 9	
SLG 440 NS 6 FT	400	2	6000	6	6200 65 2	
SLG 450 NS 6 FT	500	2	6000	6	6200 65 5	
SLG 460 NS 6 FT	600	2	6000	6	6200 65 8	

Accessories, side height 45 mm

End cap				
Type	Colour	Pack.	Item No.	
		pair		
SKH 45 OR	Pastel orange	40	6222 50 2	

Straight connector				
Type	Side height	Pack.	Item No.	
	mm	pcs		
LVG 45 FS	45	10	6200 83 2	
LVG 45 FT	45	10	6200 83 5	

Angle connector				
Type	Side height	Pack.	Item No.	
	mm	pcs		
LWVG 45 FS	45	10	6200 88 2	
LWVG 45 VA4301	45	10	6200 88 5	

Adjustable connector				
Type	Side height	Pack.	Item No.	
	mm	pcs		
LGVG 45 FS	45	10	6200 92 6	
LGVG 45 FT	45	10	6200 92 9	

Connector				
Type	Pack.	Item No.		
	pcs			
LAS 45 FS	10	6221 30 0		
LAS 45 FT	10	6221 31 9		

Barrier strip					
Type	Side height	Length	Pack.	Item No.	
	mm	mm	m		
TSG 30 FS	30	3000	3	6062 05 0	
TSG 30 DD	30	3000	3	6062 31 4	

Barrier strip connector			
Type	Pack.	Item No.	
	pcs		
TSGV VA4310	10	6067 97 0	

Hold-down clamp for barrier strip fastening			
Type	Pack.	Item No.	
	pcs		
KS KL VA4310	30	6062 28 4	


90° bend				
Type	Width	Pack.	Item No.	
	mm	pcs		
LBI 90 420 NS FS	200	1	6203 02 7	
LBI 90 430 NS FS	300	1	6203 03 5	
LBI 90 440 NS FS	400	1	6203 04 3	
LBI 90 450 NS FS	500	1	6203 05 1	
LBI 90 460 NS FS	600	1	6203 07 8	
LBI 90 420 NS FT	200	1	6203 12 4	
LBI 90 430 NS FT	300	1	6203 13 2	
LBI 90 440 NS FT	400	1	6203 14 0	
LBI 90 450 NS FT	500	1	6203 15 9	
LBI 90 460 NS FT	600	1	6203 16 7	



Cable ladder systems


Accessories, side height 45 mm

Tee




Type	Width mm	Pack. pcs	Item No.
LT 420 NS FS	200	1	6205 53 4
LT 430 NS FS	300	1	6205 54 2
LT 440 NS FS	400	1	6205 55 0
LT 450 NS FS	500	1	6205 56 9
LT 460 NS FS	600	1	6205 57 7
LT 420 NS FT	200	1	6205 62 3
LT 430 NS FT	300	1	6205 63 1
LT 440 NS FT	400	1	6205 65 8
LT 450 NS FT	500	1	6205 66 6
LT 460 NS FT	600	1	6205 67 4

Cross-over



Type	Width mm	Pack. pcs	Item No.
LK 420 NS FT	200	1	6206 12 3
LK 430 NS FT	300	1	6206 13 1
LK 440 NS FT	400	1	6206 15 8
LK 450 NS FT	500	1	6206 16 6
LK 460 NS FT	600	1	6206 17 4

90° adjustable vertical bend



Type	Width mm	Pack. pcs	Item No.
LGBV 420 NS FS	200	1	6205 03 8
LGBV 430 NS FS	300	1	6205 04 6
LGBV 440 NS FS	400	1	6205 05 4
LGBV 450 NS FS	500	1	6205 06 2
LGBV 460 NS FS	600	1	6205 07 0
LGBV 420 NS FT	200	1	6205 12 7
LGBV 430 NS FT	300	1	6205 13 5
LGBV 440 NS FT	400	1	6205 14 3
LGBV 450 NS FT	500	1	6205 15 1
LGBV 460 NS FT	600	1	6205 17 8

KTS

Cable ladder, side height 60 mm

Cable ladder LG 60 NS						
Type	Width	Rail thickness	Length	Pack.	Item No.	
	mm	mm	mm	m		
LG 620 NS 3 FS	200	1.5	3000	3	6208 50 6	
LG 630 NS 3 FS	300	1.5	3000	3	6208 50 9	
LG 640 NS 3 FS	400	1.5	3000	3	6208 51 2	
LG 650 NS 3 FS	500	1.5	3000	3	6208 51 5	
LG 660 NS 3 FS	600	1.5	3000	3	6208 51 8	
LG 620 NS 6 FS	200	1.5	6000	6	6208 58 1	
LG 630 NS 6 FS	300	1.5	6000	6	6208 58 4	
LG 640 NS 6 FS	400	1.5	6000	6	6208 58 7	
LG 650 NS 6 FS	500	1.5	6000	6	6208 59 0	
LG 660 NS 6 FS	600	1.5	6000	6	6208 59 3	
LG 620 NS 6 FT	200	1.5	6000	6	6208 60 3	
LG 630 NS 6 FT	300	1.5	6000	6	6208 60 6	
LG 640 NS 6 FT	400	1.5	6000	6	6208 60 9	
LG 650 NS 6 FT	500	1.5	6000	6	6208 61 2	
LG 660 NS 6 FT	600	1.5	6000	6	6208 61 5	

Cable ladder LG 60 VS						
Type	Width	Rail thickness	Length	Pack.	Item No.	
	mm	mm	mm	m		
LG 620 VS 3 FS	200	1.5	3000	3	6208 53 8	
LG 630 VS 3 FS	300	1.5	3000	3	6208 54 1	
LG 640 VS 3 FS	400	1.5	3000	3	6208 54 4	
LG 650 VS 3 FS	500	1.5	3000	3	6208 54 7	
LG 660 VS 3 FS	600	1.5	3000	3	6208 55 0	
LG 620 VS 3 FT	200	1.5	3000	3	6208 56 2	
LG 630 VS 3 FT	300	1.5	3000	3	6208 56 6	
LG 640 VS 3 FT	400	1.5	3000	3	6208 57 0	
LG 650 VS 3 FT	500	1.5	3000	3	6208 57 4	
LG 660 VS 3 FT	600	1.5	3000	3	6208 57 8	

Cable ladder LG 60 VS						
Type	Width	Rail thickness	Length	Pack.	Item No.	
	mm	mm	mm	m		
LG 620 VS 6 FS	200	1.5	6000	6	6208 62 7	
LG 630 VS 6 FS	300	1.5	6000	6	6208 63 0	
LG 640 VS 6 FS	400	1.5	6000	6	6208 63 3	
LG 650 VS 6 FS	500	1.5	6000	6	6208 63 6	
LG 660 VS 6 FS	600	1.5	6000	6	6208 63 9	
LG 620 VS 6 FT	200	1.5	6000	6	6208 65 0	
LG 630 VS 6 FT	300	1.5	6000	6	6208 65 3	
LG 640 VS 6 FT	400	1.5	6000	6	6208 65 6	
LG 650 VS 6 FT	500	1.5	6000	6	6208 65 9	
LG 660 VS 6 FT	600	1.5	6000	6	6208 66 1	

Accessories, side height 60 mm

End cap				
Type	Colour	Pack.	Item No.	
		pair		
SKH 60 OR	Pastel orange	40	6222 53 7	

Straight connector				
Type	Side height	Pack.	Item No.	
	mm	pcs		
LVG 60 FS	60	10	6208 84 0	
LVG 60 FT	60	10	6208 84 3	

Angle connector				
Type	Side height	Pack.	Item No.	
	mm	pcs		
LWVG 60 FS	60	10	6208 89 5	
LWVG 60 VA4301	60	10	6208 89 8	

Adjustable connector				
Type	Side height	Pack.	Item No.	
	mm	pcs		
LGVG 60 FS	60	10	6208 94 1	
LGVG 60 FT	60	10	6208 94 4	

Connector				
Type	Pack.	Item No.		
	pcs			
LAS 60 FS	10	6221 35 1		
LAS 60 FT	10	6221 37 8		

Barrier strip				
Type	Side height	Length	Pack.	Item No.
	mm	mm	m	
TSG 45 FS	45	3000	3	6062 03 3
TSG 45 DD	45	3000	3	6062 32 1

Barrier strip connector			
Type	Pack.	Item No.	
	pcs		
TSGV VA4310	10	6067 97 0	

90° bend				
Type	Width	Pack.	Item No.	
	mm	pcs		
LBI 90 620 NS FS	200	1	6211 03 8	
LBI 90 630 NS FS	300	1	6211 04 6	
LBI 90 640 NS FS	400	1	6211 05 4	
LBI 90 650 NS FS	500	1	6211 06 2	
LBI 90 660 NS FS	600	1	6211 07 0	
LBI 90 620 NS FT	200	1	6211 12 7	
LBI 90 630 NS FT	300	1	6211 13 5	
LBI 90 640 NS FT	400	1	6211 14 3	
LBI 90 650 NS FT	500	1	6211 15 1	
LBI 90 660 NS FT	600	1	6211 17 8	


90° bend				
Type	Width	Pack.	Item No.	
	mm	pcs		
LBI 90 620 VS FS	200	1	6211 22 4	
LBI 90 630 VS FS	300	1	6211 23 2	
LBI 90 640 VS FS	400	1	6211 24 0	
LBI 90 650 VS FS	500	1	6211 25 9	
LBI 90 660 VS FS	600	1	6211 26 7	
LBI 90 620 VS FT	200	1	6211 32 1	
LBI 90 630 VS FT	300	1	6211 34 8	
LBI 90 640 VS FT	400	1	6211 35 6	
LBI 90 650 VS FT	500	1	6211 36 4	
LBI 90 660 VS FT	600	1	6211 37 2	



Cable ladder systems


Accessories, side height 60 mm

Tee




Type	Width mm	Pack. pcs	Item No.
LT 620 NS FS	200	1	6213 52 9
LT 630 NS FS	300	1	6213 53 7
LT 640 NS FS	400	1	6213 54 5
LT 650 NS FS	500	1	6213 55 3
LT 660 NS FS	600	1	6213 56 1
LT 620 NS FT	200	1	6213 63 4
LT 630 NS FT	300	1	6213 64 2
LT 640 NS FT	400	1	6213 65 0
LT 650 NS FT	500	1	6213 66 9
LT 660 NS FT	600	1	6213 67 7

Tee




Type	Width mm	Pack. pcs	Item No.
LT 620 VS FS	200	1	6213 72 3
LT 630 VS FS	300	1	6213 73 1
LT 640 VS FS	400	1	6213 75 8
LT 650 VS FS	500	1	6213 76 6
LT 660 VS FS	600	1	6213 77 4
LT 620 VS FT	200	1	6213 82 0
LT 630 VS FT	300	1	6213 83 9
LT 640 VS FT	400	1	6213 84 7
LT 650 VS FT	500	1	6213 85 5
LT 660 VS FT	600	1	6213 86 3

Cross-over




Type	Width mm	Pack. pcs	Item No.
LK 620 NS FS	200	1	6214 02 9
LK 630 NS FS	300	1	6214 03 7
LK 640 NS FS	400	1	6214 04 5
LK 650 NS FS	500	1	6214 05 3
LK 660 NS FS	600	1	6214 06 1
LK 620 NS FT	200	1	6214 13 4
LK 630 NS FT	300	1	6214 14 2
LK 640 NS FT	400	1	6214 15 0
LK 650 NS FT	500	1	6214 16 9
LK 660 NS FT	600	1	6214 17 7

Intersection




Type	Width mm	Pack. pcs	Item No.
LK 620 VS FS	200	1	6214 22 3
LK 630 VS FS	300	1	6214 23 1
LK 640 VS FS	400	1	6214 25 8
LK 650 VS FS	500	1	6214 26 6
LK 660 VS FS	600	1	6214 27 4
LK 620 VS FT	200	1	6214 32 0
LK 630 VS FT	300	1	6214 33 9
LK 640 VS FT	400	1	6214 34 7
LK 650 VS FT	500	1	6214 35 5
LK 660 VS FT	600	1	6214 36 3

90° adjustable vertical bend



Type	Width mm	Pack. pcs	Item No.
LGBV 620 NS FS	200	1	6213 02 2
LGBV 630 NS FS	300	1	6213 03 0
LGBV 640 NS FS	400	1	6213 04 9
LGBV 650 NS FS	500	1	6213 05 7
LGBV 660 NS FS	600	1	6213 06 5
LGBV 620 NS FT	200	1	6213 13 8
LGBV 630 NS FT	300	1	6213 14 6
LGBV 640 NS FT	400	1	6213 15 4
LGBV 650 NS FT	500	1	6213 16 2
LGBV 660 NS FT	600	1	6213 17 0

90° adjustable vertical bend



Type	Width mm	Pack. pcs	Item No.
LGBV 620 VS FS	200	1	6213 22 7
LGBV 630 VS FS	300	1	6213 23 5
LGBV 640 VS FS	400	1	6213 24 3
LGBV 650 VS FS	500	1	6213 25 1
LGBV 660 VS FS	600	1	6213 27 8
LGBV 620 VS FT	200	1	6213 32 4
LGBV 630 VS FT	300	1	6213 33 2
LGBV 640 VS FT	400	1	6213 34 0
LGBV 650 VS FT	500	1	6213 35 9
LGBV 660 VS FT	600	1	6213 36 7

KTS

Cable ladder, side height 110 mm

Cable ladder LG 110						
Type	Width	Rail thickness	Length	Pack.	Item No.	
	mm	mm	mm	m		
LG 112 VS 3 FS	200	1.5	3000	3	6216 40 4	
LG 113 VS 3 FS	300	1.5	3000	3	6216 40 7	
LG 114 VS 3 FS	400	1.5	3000	3	6216 41 0	
LG 115 VS 3 FS	500	1.5	3000	3	6216 41 3	
LG 116 VS 3 FS	600	1.5	3000	3	6216 41 6	
LG 112 VS 3 FT	200	1.5	3000	3	6216 42 3	
LG 113 VS 3 FT	300	1.5	3000	3	6216 42 6	
LG 114 VS 3 FT	400	1.5	3000	3	6216 42 9	
LG 115 VS 3 FT	500	1.5	3000	3	6216 43 2	
LG 116 VS 3 FT	600	1.5	3000	3	6216 43 5	

Cable ladder LG 110						
Type	Width	Rail thickness	Length	Pack.	Item No.	
	mm	mm	mm	m		
LG 112 VS 6 FS	200	1.5	6000	6	6216 44 2	
LG 113 VS 6 FS	300	1.5	6000	6	6216 44 5	
LG 114 VS 6 FS	400	1.5	6000	6	6216 44 8	
LG 115 VS 6 FS	500	1.5	6000	6	6216 45 1	
LG 116 VS 6 FS	600	1.5	6000	6	6216 45 4	
LG 112 VS 6 FT	200	1.5	6000	6	6216 46 5	
LG 113 VS 6 FT	300	1.5	6000	6	6216 46 8	
LG 114 VS 6 FT	400	1.5	6000	6	6216 47 1	
LG 115 VS 6 FT	500	1.5	6000	6	6216 47 4	
LG 116 VS 6 FT	600	1.5	6000	6	6216 47 7	

Accessories, side height 110 mm

End cap				
Type	Colour	Pack.	Item No.	
		pair		
SKH 110 OR	Pastel orange	20	6222 55 3	

Straight connector				
Type	Side height	Pack.	Item No.	
	mm	pcs		
LVG 110 FS	110	10	6216 54 5	
LVG 110 FT	110	10	6216 54 8	

Angle connector				
Type	Side height	Pack.	Item No.	
	mm	pcs		
LWVG 110 FS	110	10	6216 58 7	
LWVG 110 VA4301	110	10	6216 59 0	

Adjustable connector				
Type	Side height	Pack.	Item No.	
	mm	pcs		
LGVG 110 FS	110	10	6216 65 0	
LGVG 110 FT	110	10	6216 65 3	

Connector				
Type	Pack.	Item No.		
	pcs			
LAS 110 FS	10	6221 41 6		
LAS 110 FT	10	6221 42 4		

Barrier strip				
Type	Side height	Length	Pack.	Item No.
	mm	mm	m	
TSG 85 FS	85	3000	3	6062 11 4
TSG 85 DD	85	3000	3	6062 33 1

Barrier strip connector			
Type	Pack.	Item No.	
	pcs		
TSGV VA4310	10	6067 97 0	

Hold-down clamp for barrier strip fastening			
Type	Pack.	Item No.	
	pcs		
KS KL VA4310	30	6062 28 4	

90° bend				
Type	Width	Pack.	Item No.	
	mm	pcs		
LBI 90 112 VS FS	200	1	6217 62 1	
LBI 90 113 VS FS	300	1	6217 64 8	
LBI 90 114 VS FS	400	1	6217 65 6	
LBI 90 115 VS FS	500	1	6217 66 4	
LBI 90 116 VS FS	600	1	6217 67 2	
LBI 90 112 VS FT	200	1	6217 72 9	
LBI 90 113 VS FT	300	1	6217 73 7	
LBI 90 114 VS FT	400	1	6217 74 5	
LBI 90 115 VS FT	500	1	6217 75 3	
LBI 90 116 VS FT	600	1	6217 76 1	



Cable ladder systems

Accessories, side height 110 mm

Tee				
Type	Width	Pack.	Item No.	
	mm	pcs		
LT 112 VS FS	200	1	6219 22 5	
LT 113 VS FS	300	1	6219 23 3	
LT 114 VS FS	400	1	6219 24 1	
LT 115 VS FS	500	1	6219 26 8	
LT 116 VS FS	600	1	6219 27 6	
LT 112 VS FT	200	1	6219 32 2	
LT 113 VS FT	300	1	6219 33 0	
LT 114 VS FT	400	1	6219 34 9	
LT 115 VS FT	500	1	6219 35 7	
LT 116 VS FT	600	1	6219 36 5	

Cross-over				
Type	Width	Pack.	Item No.	
	mm	pcs		
LK 112 VS FS	200	1	6219 52 7	
LK 113 VS FS	300	1	6219 53 5	
LK 114 VS FS	400	1	6219 54 3	
LK 115 VS FS	500	1	6219 55 1	
LK 116 VS FS	600	1	6219 57 8	
LK 112 VS FT	200	1	6219 62 4	
LK 113 VS FT	300	1	6219 63 2	
LK 114 VS FT	400	1	6219 64 0	
LK 115 VS FT	500	1	6219 65 9	
LK 116 VS FT	600	1	6219 66 7	


90° adjustable vertical bend				
Type	Width	Pack.	Item No.	
	mm	pcs		
LGBV 112 VS FS	200	1	6218 82 2	
LGBV 113 VS FS	300	1	6218 83 0	
LGBV 114 VS FS	400	1	6218 84 9	
LGBV 115 VS FS	500	1	6218 85 7	
LGBV 116 VS FS	600	1	6218 86 5	
LGBV 112 VS FT	200	1	6218 93 8	
LGBV 113 VS FT	300	1	6218 94 6	
LGBV 114 VS FT	400	1	6218 95 4	
LGBV 115 VS FT	500	1	6218 96 2	
LGBV 116 VS FT	600	1	6218 97 0	

KTS

System accessories: cable ladder systems


Accessories for side height 45, 60, 110 mm

Central suspension, universal




Type	Width	Pack.	Item No.
	mm	pcs	
MAHU 200 FS	200	20	6358 85 3
MAHU 300 FS	300	20	6358 85 6
MAHU 400 FS	400	20	6358 86 0
MAHU 500 FS	500	20	6358 86 4
MAHU 600 FS	600	15	6358 86 8
MAHU 200 FT	200	20	6358 88 4
MAHU 300 FT	300	20	6358 88 8
MAHU 400 FT	400	20	6358 89 2
MAHU 500 FT	500	20	6358 89 6
MAHU 600 FT	600	15	6358 90 0

Hold-down clamp




Type	Pack.	Item No.
	pcs	
LKS 40 FS	10	6221 07 6
LKS 40 FT	10	6221 08 4

Clamping piece




Type	Pack.	Item No.
	pcs	
LKS 60 4 FT	10	6221 12 2

Slide nut




Type	Thread	Pack.	Item No.
		pcs	
5015 M6 OS VA	M6	100	1141 10 4

Slide nut




Type	Thread	Pack.	Item No.
		pcs	
5017 M6 OS FT	M 6	100	1143 13 1
5017 M6 OS VA	M6	100	1143 12 3

Support




Type	Pack.	Item No.
	pcs	
LAL 70 FS	20	6221 00 9
LAL 70 VA4301	20	6221 01 7

Beam clamp for cable ladders




Type	Pack.	Item No.
	pcs	
KLL 32 FT	10	6221 06 1

Beam clamp for cable ladders




Type	Pack.	Item No.
	pcs	
KLL 52 FT	10	6221 07 1

Support angle




Type	Pack.	Item No.
	pcs	
LAW FT	10	6221 51 3

Support plate




Type	Width	Pack.	Item No.
	mm	pcs	
LALB 20 FT	200	10	6221 85 8
LALB 30 FT	300	10	6221 86 6
LALB 40 FT	400	10	6221 87 4
LALB 50 FT	500	10	6221 88 2
LALB 60 FT	600	10	6221 89 0

Drop-out plate




Type	Width	Pack.	Item No.
	mm	pcs	
LAB 20 FT	200	20	6220 43 6
LAB 30 FT	300	25	6220 44 4
LAB 40 FT	400	25	6220 45 2
LAB 50 FT	500	15	6220 46 0
LAB 60 FT	600	15	6220 47 9

Corner plate




Type	radius	Pack.	Item No.
	mm	pcs	
LEB 25 FS	250	1	6221 20 3
LEB 50 FS	500	1	6221 24 6
LEB 25 DD	250	1	6221 21 6
LEB 50 DD	500	1	6221 25 9

Insert plate




Type	Width	Length	Pack.	Item No.
	mm	mm	m	
ELB-L 20 FS	200	3000	3	6103 23 5
ELB-L 30 FS	300	3000	3	6103 25 1
ELB-L 40 FS	400	3000	3	6103 28 6
ELB-L 50 FS	500	3000	3	6103 31 6
ELB-L 60 FS	600	3000	3	6103 33 2
ELB-L 20 DD	200	3000	3	6103 35 2
ELB-L 30 DD	300	3000	3	6103 35 6
ELB-L 40 DD	400	3000	3	6103 36 0
ELB-L 50 DD	500	3000	3	6103 36 4
ELB-L 60 DD	600	3000	3	6103 36 8

Cover



Type	Width	Length	Pack.	Item No.
	mm	mm	m	
DRL 200 FS	200	3000	3	6052 20 7
DRL 300 FS	300	3000	3	6052 30 4
DRL 400 FS	400	3000	3	6052 40 1
DRL 500 FS	500	3000	3	6052 50 9
DRL 600 FS	600	3000	3	6052 60 6
DRL 200 DD	200	3000	3	6052 70 9
DRL 300 DD	300	3000	3	6052 71 2
DRL 400 DD	400	3000	3	6052 71 5
DRL 500 DD	500	3000	3	6052 71 8
DRL 600 DD	600	3000	3	6052 72 4

Turn buckle




Type	Pack.	Item No.
	pcs	
DRLM 316 DD	10	6222 36 6
DRLM 316 VA4301	10	6222 35 8



System accessories: cable ladder systems

Accessories for side height 45, 60, 110 mm

Cover for 90° bend




Type	Width	Pack.	Item No.
	mm	pcs	
BID 90 200 FT	200	1	6239 15 3
BID 90 300 FT	300	1	6239 16 1
BID 90 400 FT	400	1	6239 18 8
BID 90 500 FT	500	1	6239 19 6
BID 90 600 FT	600	1	6239 21 8

Cover for tee




Type	Width	Pack.	Item No.
	mm	pcs	
T D 200 FT	200	1	6239 77 3
T D 300 FT	300	1	6239 78 1
T D 400 FT	400	1	6239 80 3
T D 500 FT	500	1	6239 81 1
T D 600 FT	600	1	6239 83 8

Cover for spaced fitting



Type	Width	Plate thickness	Length	Pack.	Item No.
	mm	mm	mm	m	
DRL FAM 230 FT	230	1.5	3000	3	6051 22 2
DRL FAM 330 FT	330	1.5	3000	3	6051 22 4
DRL FAM 430 FT	430	1.5	3000	3	6051 22 6
DRL FAM 530 FT	530	1.5	3000	3	6051 22 8
DRL FAM 630 FT	630	1.5	3000	3	6051 23 0

Spacer



Type	Side height	Pack.	Weight	Item No.
	mm	pcs	kg/100 pcs.	
AH 35 VA4301	35	8	14.100	6065 47 5

KTS





Wide span systems



Wide span cable tray, side height 110 mm

Wide span cable tray WKSG 110						
Type	Width	Plate thickness	Length	Pack.	Item No.	
	mm	mm	mm	m		
WKSG 120 FS	200	2	6000	6	6098 11 1	
WKSG 130 FS	300	2	6000	6	6098 11 5	
WKSG 140 FS	400	2	6000	6	6098 11 9	
WKSG 150 FS	500	2	6000	6	6098 12 3	
WKSG 160 FS	600	2	6000	6	6098 12 7	
WKSG 120 FT	200	2	6000	6	6098 14 1	
WKSG 130 FT	300	2	6000	6	6098 14 5	
WKSG 140 FT	400	2	6000	6	6098 14 9	
WKSG 150 FT	500	2	6000	6	6098 15 3	
WKSG 160 FT	600	2	6000	6	6098 15 7	

Accessories, wide span cable tray, side height 110 mm

Straight connector				
Type	Side height	Pack.	Item No.	
	mm	pcs		
WRVL 110 FS	110	2	6091 16 4	
WRVL 110 FT	110	2	6091 18 0	

Angle connector				
Type	Side height	Pack.	Item No.	
	mm	pcs		
WRWVK 110 FS	110	2	6091 37 7	
WRWVK 110 VA4301	110	2	6091 39 3	

Adjustable connector				
Type	Side height	Pack.	Item No.	
	mm	pcs		
WRGV 110 FS	110	2	6091 31 8	
WRGV 110 FT	110	2	6091 33 4	

Barrier strip				
Type	Side height	Length	Pack.	Item No.
	mm	mm	m	
TSG 85 FS	85	3000	3	6062 11 4
TSG 85 DD	85	3000	3	6062 33 1

Barrier strip connector			
Type	Pack.	Item No.	
	pcs		
TSGV VA4310	10	6067 97 0	

90° bend				
Type	Width	Pack.	Item No.	
	mm	pcs		
WRB 90 120 FS	200	1	6098 30 4	
WRB 90 130 FS	300	1	6098 30 8	
WRB 90 140 FS	400	1	6098 31 2	
WRB 90 150 FS	500	1	6098 31 6	
WRB 90 160 FS	600	1	6098 32 0	
WRB 90 120 FT	200	1	6098 34 4	
WRB 90 130 FT	300	1	6098 34 8	
WRB 90 140 FT	400	1	6098 35 2	
WRB 90 150 FT	500	1	6098 35 6	
WRB 90 160 FT	600	1	6098 36 0	

Add-on tee				
Type	Width	Pack.	Item No.	
	mm	pcs		
WRAA 120 FS	200	1	6098 40 5	
WRAA 130 FS	300	1	6098 40 9	
WRAA 140 FS	400	1	6098 41 3	
WRAA 150 FS	500	1	6098 41 7	
WRAA 160 FS	600	1	6098 42 1	
WRAA 120 FT	200	1	6098 44 5	
WRAA 130 FT	300	1	6098 44 9	
WRAA 140 FT	400	1	6098 45 3	
WRAA 150 FT	500	1	6098 45 7	
WRAA 160 FT	600	1	6098 46 1	


Add-on corner				
Type	Side height	Pack.	Item No.	
	mm	pcs		
WEAS 110 FS	110	1	6098 47 5	
WEAS 110 FT	110	1	6098 47 9	

Joint plate				
Type	Width	Pack.	Item No.	
	mm	pcs		
SSLB 100 FS	85	20	7070 20 5	
SSLB 150 FS	135	20	7070 20 9	
SSLB 200 FS	185	20	7070 21 3	
SSLB 300 FS	285	20	7070 21 7	
SSLB 400 FS	385	20	7070 22 1	
SSLB 500 FS	485	20	7070 22 5	
SSLB 600 FS	585	20	7070 23 3	
SSLB 100 DD	85	20	7070 30 6	
SSLB 150 DD	135	20	7070 31 0	
SSLB 200 DD	185	20	7070 31 4	
SSLB 300 DD	285	20	7070 31 8	
SSLB 400 DD	385	20	7070 32 2	
SSLB 500 DD	485	20	7070 32 6	
SSLB 600 DD	585	20	7070 33 4	

Wide span systems

Wide span cable tray, side height 160 mm


Wide span cable tray WKSG 160



Type	Width mm	Plate thickness mm	Length mm	Pack. m	Item No.
WKSG 162 FS	200	2	6000	6	6098 50 1
WKSG 163 FS	300	2	6000	6	6098 50 5
WKSG 164 FS	400	2	6000	6	6098 50 9
WKSG 165 FS	500	2	6000	6	6098 51 3
WKSG 166 FS	600	2	6000	6	6098 51 7
WKSG 162 FT	200	2	6000	6	6098 55 0
WKSG 163 FT	300	2	6000	6	6098 55 4
WKSG 164 FT	400	2	6000	6	6098 55 8
WKSG 165 FT	500	2	6000	6	6098 56 2
WKSG 166 FT	600	2	6000	6	6098 56 6


Accessories, wide span cable tray, side height 160 mm

Straight connector




Type	Side height mm	Pack. pcs	Item No.
WRVL 160 FS	160	2	6227 70 8
WRVL 160 FT	160	2	6227 71 6

Straight and angle connector




Type	Side height mm	Pack. pcs	Item No.
WRWVK 160 FS	160	2	6227 83 2
WRWVK 160 VA4301	160	2	6227 83 6

45° angle connector, horizontal




Type	Side height mm	Pack. pcs	Item No.
WRWV 160 I FS	160	1	6227 90 2
WRWV 160 I FT	160	1	6227 91 0

45° angle connector, horizontal




Type	Side height mm	Pack. pcs	Item No.
WRWV 160 A FS	160	1	6227 85 6
WRWV 160 A FT	160	1	6227 86 4

Adjustable connector




Type	Side height mm	Pack. pcs	Item No.
WRGV 160 FS	160	2	6227 95 3
WRGV 160 FT	160	2	6227 96 1

Barrier strip




Type	Side height mm	Length mm	Pack. m	Item No.
TSG 110 FS	110	3000	3	6062 12 2
TSG 110 DD	110	3000	3	6062 33 5

Separating retainer




Type	Side height mm	Length mm	Pack. m	Item No.
TSG 135 FS	135	3000	3	6062 13 2
TSG 135 DD	135	3000	3	6062 33 8

Barrier strip connector



Type	Pack. pcs	Item No.
TSGV VA4310	10	6067 97 0

90° bend



Type	Width mm	Pack. pcs	Item No.
WRB 90 162 FS	200	1	6098 70 3
WRB 90 163 FS	300	1	6098 70 7
WRB 90 164 FS	400	1	6098 71 1
WRB 90 165 FS	500	1	6098 71 5
WRB 90 166 FS	600	1	6098 71 9
WRB 90 162 FT	200	1	6098 73 0
WRB 90 163 FT	300	1	6098 73 4
WRB 90 164 FT	400	1	6098 73 8
WRB 90 165 FT	500	1	6098 74 2
WRB 90 166 FT	600	1	6098 74 6

Accessories, wide span cable tray, side height 160 mm

Add-on tee				
Type	Width		Pack.	Item No.
	mm		pcs	
WRAA 162 FS	200		1	6098 80 0
WRAA 163 FS	300		1	6098 80 4
WRAA 164 FS	400		1	6098 80 8
WRAA 165 FS	500		1	6098 81 2
WRAA 166 FS	600		1	6098 81 6
WRAA 162 FT	200		1	6098 82 7
WRAA 163 FT	300		1	6098 83 1
WRAA 164 FT	400		1	6098 83 5
WRAA 165 FT	500		1	6098 83 9
WRAA 166 FT	600		1	6098 84 3

Add-on corner				
Type	Side height		Pack.	Item No.
	mm		pcs	
WEAS 160 FS	160		1	6098 86 0
WEAS 160 FT	160		1	6098 86 4


Joint plate				
Type	Width		Pack.	Item No.
	mm		pcs	
SSLB 100 FS	85		20	7070 20 5
SSLB 150 FS	135		20	7070 20 9
SSLB 200 FS	185		20	7070 21 3
SSLB 300 FS	285		20	7070 21 7
SSLB 400 FS	385		20	7070 22 1
SSLB 500 FS	485		20	7070 22 5
SSLB 600 FS	585		20	7070 23 3
SSLB 100 DD	85		20	7070 30 6
SSLB 150 DD	135		20	7070 31 0
SSLB 200 DD	185		20	7070 31 4
SSLB 300 DD	285		20	7070 31 8
SSLB 400 DD	385		20	7070 32 2
SSLB 500 DD	485		20	7070 32 6
SSLB 600 DD	585		20	7070 33 4



Wide span systems

Wide span cable ladder, side height 110 mm


Wide span cable ladder WKLG 110



Type	Width mm	Plate thickness mm	Length mm	Pack. m	Item No.
WKLG 1120 FS	200	2	6000	6	6311 00 8
WKLG 1130 FS	300	2	6000	6	6311 01 2
WKLG 1140 FS	400	2	6000	6	6311 01 6
WKLG 1150 FS	500	2	6000	6	6311 02 0
WKLG 1160 FS	600	2	6000	6	6311 02 4
WKLG 1120 FT	200	2	6000	6	6311 05 9
WKLG 1130 FT	300	2	6000	6	6311 06 3
WKLG 1140 FT	400	2	6000	6	6311 06 7
WKLG 1150 FT	500	2	6000	6	6311 07 1
WKLG 1160 FT	600	2	6000	6	6311 07 5


Accessories, wide span cable ladder, side height 110 mm

End cap




Type	Colour	Pack. pair	Item No.
SKHW 110 OR	Pastel orange	20	6310 39 8

Straight connector




Type	Side height mm	Pack. pcs	Item No.
WRVL 110 FS	110	2	6091 16 4
WRVL 110 FT	110	2	6091 18 0

Angle connector




Type	Side height mm	Pack. pcs	Item No.
WRVVK 110 FS	110	2	6091 37 7
WRVVK 110 VA4301	110	2	6091 39 3

Adjustable connector




Type	Side height mm	Pack. pcs	Item No.
WRGV 110 FS	110	2	6091 31 8
WRGV 110 FT	110	2	6091 33 4

Barrier strip




Type	Side height mm	Length mm	Pack. m	Item No.
TSG 85 FS	85	3000	3	6062 11 4
TSG 85 DD	85	3000	3	6062 33 1

Barrier strip connector




Type	Pack. pcs	Item No.
TSGV VA4310	10	6067 97 0

Hold-down clamp for barrier strip fastening




Type	Pack. pcs	Item No.
KS KL VA4310	30	6062 28 4

90° bend




Type	Width mm	Pack. pcs	Item No.
WLB 90 112 FS	200	1	6312 33 0
WLB 90 113 FS	300	1	6312 34 9
WLB 90 114 FS	400	1	6312 35 7
WLB 90 115 FS	500	1	6312 36 5
WLB 90 116 FS	600	1	6312 37 3
WLB 90 112 FT	200	1	6312 43 8
WLB 90 113 FT	300	1	6312 44 6
WLB 90 114 FT	400	1	6312 45 4
WLB 90 115 FT	500	1	6312 46 2
WLB 90 116 FT	600	1	6312 47 0

Tee




Type	Width mm	Pack. pcs	Item No.
WLT 1120 FS	200	1	6312 63 2
WLT 1130 FS	300	1	6312 64 0
WLT 1140 FS	400	1	6312 65 9
WLT 1150 FS	500	1	6312 66 7
WLT 1160 FS	600	1	6312 67 5
WLT 1120 FT	200	1	6312 71 3
WLT 1130 FT	300	1	6312 72 1
WLT 1140 FT	400	1	6312 74 8
WLT 1150 FT	500	1	6312 75 6
WLT 1160 FT	600	1	6312 76 4

Cross-over




Type	Width mm	Pack. pcs	Item No.
WLK 1120 FT	200	1	6312 93 4
WLK 1130 FT	300	1	6312 94 2
WLK 1140 FT	400	1	6312 95 0
WLK 1150 FT	500	1	6312 96 9
WLK 1160 FT	600	1	6312 97 7

Clamping piece



Type	Pack. pcs	Item No.
LKS 60 4 FT	10	6221 12 2

Clamping piece



Type	Pack. pcs	Item No.
LKS 60 5 FT	10	6232 48 5

Wide span cable ladder, side height 160 mm

Wide span cable ladder WKL 160						
Type	Width	Plate thickness	Length	Pack.	Item No.	
	mm	mm	mm	m		
WKL 1620 FS	200	2	6000	6	6227 02 3	
WKL 1630 FS	300	2	6000	6	6227 03 1	
WKL 1640 FS	400	2	6000	6	6227 05 8	
WKL 1650 FS	500	2	6000	6	6227 06 6	
WKL 1660 FS	600	2	6000	6	6227 07 4	
WKL 1620 FT	200	2	6000	6	6227 12 0	
WKL 1630 FT	300	2	6000	6	6227 13 9	
WKL 1640 FT	400	2	6000	6	6227 14 7	
WKL 1650 FT	500	2	6000	6	6227 15 5	
WKL 1660 FT	600	2	6000	6	6227 16 3	

Accessories, wide span cable ladder, side height 160 mm

Straight connector				
Type	Side height	Pack.	Item No.	
	mm	pcs		
WRVL 160 FS	160	2	6227 70 8	
WRVL 160 FT	160	2	6227 71 6	

Straight and angle connector				
Type	Side height	Pack.	Item No.	
	mm	pcs		
WRWVK 160 FS	160	2	6227 83 2	
WRWVK 160 VA4301	160	2	6227 83 6	

45° angle connector, horizontal				
Type	Side height	Pack.	Item No.	
	mm	pcs		
WRWV 160 I FS	160	1	6227 90 2	
WRWV 160 I FT	160	1	6227 91 0	

45° angle connector, horizontal				
Type	Side height	Pack.	Item No.	
	mm	pcs		
WRWV 160 A FS	160	1	6227 85 6	
WRWV 160 A FT	160	1	6227 86 4	

Adjustable connector				
Type	Side height	Pack.	Item No.	
	mm	pcs		
WRGV 160 FS	160	2	6227 95 3	
WRGV 160 FT	160	2	6227 96 1	

Barrier strip				
Type	Side height	Length	Pack.	Item No.
	mm	mm	m	
TSG 110 FS	110	3000	3	6062 12 2
TSG 110 DD	110	3000	3	6062 33 5

Barrier strip				
Type	Side height	Length	Pack.	Item No.
	mm	mm	m	
TSG 135 FS	135	3000	3	6062 13 2
TSG 135 DD	135	3000	3	6062 33 8

Barrier strip connector				
Type	Pack.	Item No.		
	pcs			
TSGV VA4310	10	6067 97 0		

Hold-down clamp for barrier strip fastening				
Type	Pack.	Item No.		
	pcs			
KS KL VA4310	30	6062 28 4		

90° bend				
Type	Width	Pack.	Item No.	
	mm	pcs		
WLB 90 162 FS	200	1	6229 33 6	
WLB 90 163 FS	300	1	6229 34 4	
WLB 90 164 FS	400	1	6229 35 2	
WLB 90 165 FS	500	1	6229 36 0	
WLB 90 166 FS	600	1	6229 37 9	
WLB 90 162 FT	200	1	6229 42 5	
WLB 90 163 FT	300	1	6229 43 3	
WLB 90 164 FT	400	1	6229 44 1	
WLB 90 165 FT	500	1	6229 46 8	
WLB 90 166 FT	600	1	6229 47 6	


Tee				
Type	Width	Pack.	Item No.	
	mm	pcs		
WLT 1620 FT	200	1	6229 72 7	
WLT 1630 FT	300	1	6229 73 5	
WLT 1640 FT	400	1	6229 74 3	
WLT 1650 FT	500	1	6229 75 1	
WLT 1660 FT	600	1	6229 77 8	

90° vertical bend, rising				
Type	Width	Pack.	Item No.	
	mm	pcs		
WLBS 90 162 FT	200	1	6230 42 3	
WLBS 90 163 FT	300	1	6230 43 1	
WLBS 90 164 FT	400	1	6230 45 8	
WLBS 90 165 FT	500	1	6230 46 6	
WLBS 90 166 FT	600	1	6230 47 4	

Wide span systems


Accessories, wide span cable ladder, side height 160 mm

90° vertical bend, falling



Type	Width	Pack.	Item No.
	mm	pcs	
WLBFB 90 162 FT	200	1	6230 72 5
WLBFB 90 163 FT	300	1	6230 73 3
WLBFB 90 164 FT	400	1	6230 74 1
WLBFB 90 165 FT	500	1	6230 76 8
WLBFB 90 166 FT	600	1	6230 77 6


Hold-down clamp



Type	Pack.	Item No.
	pcs	
LKS 60 5 FT	10	6232 48 5


Accessories for cable tray/cable ladder side rail height 110, 160 mm

Cover




Type	Length	Pack.	Item No.
	mm	m	
WDRL 1116 20 FS	3000	3	6227 42 2
WDRL 1116 30 FS	3000	3	6227 43 0
WDRL 1116 40 FS	3000	3	6227 44 9
WDRL 1116 50 FS	3000	3	6227 45 7
WDRL 1116 60 FS	3000	3	6227 46 5
WDRL 1116 20 DD	3000	3	6227 60 0
WDRL 1116 30 DD	3000	3	6227 60 4
WDRL 1116 40 DD	3000	3	6227 60 8
WDRL 1116 50 DD	3000	3	6227 61 2
WDRL 1116 60 DD	3000	3	6227 61 6

Cover for 90° bend



Type	Width	Pack.	Item No.
	mm	pcs	
WDBRL 90 20 FS	200	1	6231 46 2
WDBRL 90 30 FS	300	1	6231 47 0
WDBRL 90 40 FS	400	1	6231 48 9
WDBRL 90 50 FS	500	1	6231 49 7
WDBRL 90 60 FS	600	1	6231 50 0
WDBRL 90 20 DD	200	1	6231 52 7
WDBRL 90 30 DD	300	1	6231 53 5
WDBRL 90 40 DD	400	1	6231 54 3
WDBRL 90 50 DD	500	1	6231 55 1
WDBRL 90 60 DD	600	1	6231 57 8

Cover for add-on tee




Type	Width	Pack.	Item No.
	mm	pcs	
WAAD 200 FS	200	1	6231 90 0
WAAD 300 FS	300	1	6231 90 4
WAAD 400 FS	400	1	6231 90 8
WAAD 500 FS	500	1	6231 91 2
WAAD 600 FS	600	1	6231 91 6
WAAD 200 DD	200	1	6231 92 2
WAAD 300 DD	300	1	6231 92 6
WAAD 400 DD	400	1	6231 93 0
WAAD 500 DD	500	1	6231 93 4
WAAD 600 DD	600	1	6231 93 8

Cover for tee




Type	Width	Pack.	Item No.
	mm	pcs	
WDTRL 200 DD	200	1	6231 66 7
WDTRL 300 DD	300	1	6231 67 5
WDTRL 400 DD	400	1	6231 68 3
WDTRL 500 DD	500	1	6231 69 1
WDTRL 600 DD	600	1	6231 70 5

Turn buckle




Type	Pack.	Item No.
	pcs	
WDR 317 VA4301	10	6227 62 7

Insert plate




Type	Width	Length	Pack.	Item No.
	mm	mm	m	
ELB-L 20 FS	200	3000	3	6103 23 5
ELB-L 30 FS	300	3000	3	6103 25 1
ELB-L 40 FS	400	3000	3	6103 28 6
ELB-L 50 FS	500	3000	3	6103 31 6
ELB-L 60 FS	600	3000	3	6103 33 2
ELB-L 20 DD	200	3000	3	6103 35 2
ELB-L 30 DD	300	3000	3	6103 35 6
ELB-L 40 DD	400	3000	3	6103 36 0
ELB-L 50 DD	500	3000	3	6103 36 4
ELB-L 60 DD	600	3000	3	6103 36 8

Cover for spaced fitting



Type	Width	Plate thickness	Length	Pack.	Item No.
	mm	mm	mm	m	
DRL FAM 230 FT	230	1.5	3000	3	6051 22 2
DRL FAM 330 FT	330	1.5	3000	3	6051 22 4
DRL FAM 430 FT	430	1.5	3000	3	6051 22 6
DRL FAM 530 FT	530	1.5	3000	3	6051 22 8
DRL FAM 630 FT	630	1.5	3000	3	6051 23 0

Spacer for wide span system




Type	Side height	Pack.	Item No.
	mm	pcs	
AH 35 WS VA4301	35	8	6065 47 7

KTS

Wide span cable ladder, side height 200 mm


Wide span cable ladder WKL 200



Type	Width	Plate thickness	Length	Pack.	Item No.
	mm	mm	mm	m	
WKL 2020 FT	200	2.5	6000	6	6232 02 7
WKL 2030 FT	300	2.5	6000	6	6232 03 5
WKL 2040 FT	400	2.5	6000	6	6232 04 3
WKL 2050 FT	500	2.5	6000	6	6232 05 1
WKL 2060 FT	600	2.5	6000	6	6232 07 8


Accessories, wide span cable ladder, side height 200 mm

Straight connector




Type	Side height	Pack.	Item No.
	mm	pcs	
WRV 200 FT	200	4	6232 50 7

45° angle connector, horizontal




Type	Side height	Pack.	Item No.
	mm	pcs	
WRVW 200 I FT	200	4	6232 61 2

45° angle connector, horizontal




Type	Side height	Pack.	Item No.
	mm	pcs	
WRVW 200 A FT	200	4	6232 60 4

45° angle connector, vertical




Type	Side height	Pack.	Item No.
	mm	pcs	
WRVW 200 V FT	200	4	6232 66 3

Clamping piece




Type	Pack.	Item No.
	pcs	
LKS 60 5 FT	10	6232 48 5

Barrier strip




Type	Side height	Length	Pack.	Item No.
	mm	mm	m	
TSG 110 FS	110	3000	3	6062 12 2
TSG 110 DD	110	3000	3	6062 33 5

Separating retainer




Type	Side height	Length	Pack.	Item No.
	mm	mm	m	
TSG 135 FS	135	3000	3	6062 13 2
TSG 135 DD	135	3000	3	6062 33 8

Barrier strip connector




Type	Pack.	Item No.
	pcs	
TSGV VA4310	10	6067 97 0

Hold-down clamp for barrier strip fastening




Type	Pack.	Item No.
	pcs	
KS KL VA4310	30	6062 28 4

90° bend




Type	Width	Pack.	Item No.
	mm	pcs	
WLB 90 2020 FT	200	1	6233 42 2
WLB 90 2030 FT	300	1	6233 43 0
WLB 90 2040 FT	400	1	6233 44 9
WLB 90 2050 FT	500	1	6233 45 7
WLB 90 2060 FT	600	1	6233 46 5

Tee



Type	Width	Pack.	Item No.
	mm	pcs	
WLT 2020 FT	200	1	6233 62 7
WLT 2030 FT	300	1	6233 63 5
WLT 2040 FT	400	1	6233 64 3
WLT 2050 FT	500	1	6233 65 1
WLT 2060 FT	600	1	6233 67 8

Cover



Type	Length	Pack.	Item No.
	mm	m	
WKLD 2020 DD	3000	3	6232 38 0
WKLD 2030 DD	3000	3	6232 38 4
WKLD 2040 DD	3000	3	6232 38 8
WKLD 2050 DD	3000	3	6232 39 2
WKLD 2060 DD	3000	3	6232 39 6



Wide span systems

Accessories for wide span cable ladder 200 mm

Cross-over				
Type	Width		Pack.	Item No.
	mm		pcs	
WKLK 2020 FT	200		1	6233 72 4
WKLK 2030 FT	300		1	6233 73 2
WKLK 2040 FT	400		1	6233 74 0
WKLK 2050 FT	500		1	6233 75 9
WKLK 2060 FT	600		1	6233 76 7

Turn-buckle			
Type		Pack.	Item No.
		pcs	
WDR 317 A VA4301		10	6232 43 4

KTS






Vertical cable ladder systems




Light-duty vertical cable ladder

Light-duty vertical cable ladder, 3.000 mm



Type	Width	Rail thickness	Length	Pack.	Item No.
	mm	mm	mm	m	
LG 620 VS 3 FS	200	1.5	3000	3	6208 53 8
LG 630 VS 3 FS	300	1.5	3000	3	6208 54 1
LG 640 VS 3 FS	400	1.5	3000	3	6208 54 4
LG 650 VS 3 FS	500	1.5	3000	3	6208 54 7
LG 660 VS 3 FS	600	1.5	3000	3	6208 55 0
LG 620 VS 3 FT	200	1.5	3000	3	6208 56 2
LG 630 VS 3 FT	300	1.5	3000	3	6208 56 6
LG 640 VS 3 FT	400	1.5	3000	3	6208 57 0
LG 650 VS 3 FT	500	1.5	3000	3	6208 57 4
LG 660 VS 3 FT	600	1.5	3000	3	6208 57 8


Light-duty vertical cable ladder, 6.000 mm



Type	Width	Rail thickness	Length	Pack.	Item No.
	mm	mm	mm	m	
LG 620 VS 6 FS	200	1.5	6000	6	6208 62 7
LG 630 VS 6 FS	300	1.5	6000	6	6208 63 0
LG 640 VS 6 FS	400	1.5	6000	6	6208 63 3
LG 650 VS 6 FS	500	1.5	6000	6	6208 63 6
LG 660 VS 6 FS	600	1.5	6000	6	6208 63 9
LG 620 VS 6 FT	200	1.5	6000	6	6208 65 0
LG 630 VS 6 FT	300	1.5	6000	6	6208 65 3
LG 640 VS 6 FT	400	1.5	6000	6	6208 65 6
LG 650 VS 6 FT	500	1.5	6000	6	6208 65 9
LG 660 VS 6 FT	600	1.5	6000	6	6208 66 1


Medium-duty vertical cable ladder

Medium-duty vertical cable ladder, 6.000 mm



Type	Width	Length	Pack.	Item No.
	mm	mm	m	
SLL 620 CPS 4 FS	200	6000	6	6010 62 0
SLL 630 CPS 4 FS	300	6000	6	6010 62 2
SLL 640 CPS 4 FS	400	6000	6	6010 62 4
SLL 650 CPS 4 FS	500	6000	6	6010 62 6
SLL 660 CPS 4 FS	600	6000	6	6010 62 8
SLL 620 CPS 4 FT	200	6000	6	6010 63 0
SLL 630 CPS 4 FT	300	6000	6	6010 63 2
SLL 640 CPS 4 FT	400	6000	6	6010 63 4
SLL 650 CPS 4 FT	500	6000	6	6010 63 6
SLL 660 CPS 4 FT	600	6000	6	6010 63 8


Medium-duty vertical cable ladder, 6.000 mm



Type	Width	Rail thickness	Length	Pack.	Item No.
	mm	mm	mm	m	
SLG 620 NS 6 FT	200	2	6000	6	6207 99 1
SLG 630 NS 6 FT	300	2	6000	6	6207 99 3
SLG 640 NS 6 FT	400	2	6000	6	6207 99 5
SLG 650 NS 6 FT	500	2	6000	6	6207 99 7
SLG 660 NS 6 FT	600	2	6000	6	6207 99 9


Accessories, vertical ladder side height 60

End cap




Type	Colour	Pack.	Item No.
		pair	
SKH 60 OR	Pastel orange	40	6222 53 7

Straight connector




Type	Side height	Pack.	Item No.
	mm	pcs	
LVG 60 FS	60	10	6208 84 0
LVG 60 FT	60	10	6208 84 3

Angle connector




Type	Side height	Pack.	Item No.
	mm	pcs	
LWVG 60 FS	60	10	6208 89 5
LWVG 60 VA4301	60	10	6208 89 8

Adjustable connector




Type	Side height	Pack.	Item No.
	mm	pcs	
LGVG 60 FS	60	10	6208 94 1
LGVG 60 FT	60	10	6208 94 4

Wall bracket




Type	Pack.	Item No.
	pcs	
WB 30 75 FT	10	6019 61 7

Cover for spaced fitting



Type	Width	Plate thickness	Length	Pack.	Item No.
	mm	mm	mm	m	
DRL FAM 230 FT	230	1.5	3000	3	6051 22 2
DRL FAM 330 FT	330	1.5	3000	3	6051 22 4
DRL FAM 430 FT	430	1.5	3000	3	6051 22 6
DRL FAM 530 FT	530	1.5	3000	3	6051 22 8
DRL FAM 630 FT	630	1.5	3000	3	6051 23 0

Spacer



Type	Side height	Pack.	Weight	Item No.
	mm	pcs	kg/100 pcs.	
AH 35 VA4301	35	8	14.100	6065 47 5



Vertical cable ladder systems

Vertical ladder, heavy-duty with US 5 support

Heavy-duty vertical cable ladder, 3.000 mm		
Type	Width	Item No.
	mm	
SLM 50 C40 2 FT	200	6010 46 6
SLM 50 C40 3 FT	300	6010 47 4
SLM 50 C40 4 FT	400	6010 48 2
SLM 50 C40 5 FT	500	6010 49 0
SLM 50 C40 6 FT	600	6010 50 4
SLM 50 C40 7 FT	700	6010 51 2
SLM 50 C40 8 FT	800	6010 52 0
SLM 50 C40 9 FT	900	6010 53 9
SLM 50 C40 10 FT	1000	6010 54 7
SLM 50 C40 11 FT	1100	6010 55 5
SLM 50 C40 12 FT	1200	6010 56 3

US 5 support			
Type	Length	Pack.	Item No.
	mm	pcs	
US 5 20 FT	200	1	6340 88 1
US 5 30 FT	300	1	6340 90 3
US 5 40 FT	400	1	6340 91 1
US 5 50 FT	500	1	6340 93 8
US 5 60 FT	600	1	6340 94 6
US 5 70 FT	700	1	6340 95 0
US 5 80 FT	800	1	6340 95 4
US 5 90 FT	900	1	6340 95 8
US 5 100 FT	1000	1	6340 96 2
US 5 150 FT	1500	1	6340 96 6
US 5 200 FT	2000	1	6340 97 0
US 5 300 FT	3000	1	6340 98 9
US 5 600 FT	6000	1	6340 99 7

U support connector			
Type		Pack.	Item No.
		pcs	
VUS 5 FT		10	6018 50 5

End cap			
Type	Colour	Pack.	Item No.
		pcs	
US 5 KS OR	Pastel orange	20	6338 46 2

Vertical ladder, heavy-duty with US 3 support

US 3 support			
Type	Length	Pack.	Item No.
	mm	pcs	
US 3 600 FT	6000	1	6342 45 0

U support connector			
Type		Pack.	Item No.
		pcs	
VUS 3 FT		10	6018 51 3

End cap			
Type	Colour	Pack.	Item No.
		pcs	
US 3 KS OR	Pastel orange	20	6338 45 8

Vertical ladder, heavy-duty with US 7 support

US 7 support			
Type	Length	Pack.	Item No.
	mm	pcs	
US 7 20 FT	200	1	6340 01 6
US 7 30 FT	300	1	6340 03 2
US 7 40 FT	400	1	6340 05 9
US 7 50 FT	500	1	6340 07 5
US 7 60 FT	600	1	6340 09 1
US 7 70 FT	700	1	6340 11 3
US 7 80 FT	800	1	6340 14 8
US 7 90 FT	900	1	6340 16 4
US 7 100 FT	1000	1	6340 18 0
US 7 110 FT	1100	1	6340 19 9
US 7 120 FT	1200	1	6340 20 2
US 7 130 FT	1300	1	6340 21 0
US 7 140 FT	1400	1	6340 22 9
US 7 150 FT	1500	1	6340 23 7
US 7 160 FT	1600	1	6340 24 5
US 7 170 FT	1700	1	6340 25 3
US 7 180 FT	1800	1	6340 26 1
US 7 190 FT	1900	1	6340 28 8
US 7 200 FT	2000	1	6340 29 6
US 7 300 FT	3000	1	6340 37 7
US 7 400 FT	4000	1	6340 39 3
US 7 600 FT	6000	1	6340 31 8

U support connector			
Type		Pack.	Item No.
		pcs	
VUS 7 FT		10	6018 37 8

End cap			
Type		Pack.	Item No.
		pcs	
US 7 KS OR		20	6338 49 7

Accessories, U support

Rung CPS 4				
Type	Width		Pack.	Item No.
	mm		pcs	
CPS 4 SPR 192 FT	40		10	6007 20 1
CPS 4 SPR 292 FT	40		10	6007 22 8
CPS 4 SPR 392 FT	40		10	6007 23 6
CPS 4 SPR 492 FT	492		10	6007 24 4
CPS 4 SPR 592 FT	592		10	6007 25 2
CPS 4 SPR 692 FT	692		10	6007 26 0
CPS 4 SPR 792 FT	792		10	6007 27 9
CPS 4 SPR 892 FT	892		10	6007 28 7
CPS 4 SPR 992 FT	992		10	6007 29 5
CPS 4 SPR1092 FT	1092		10	6007 30 9
CPS 4 SPR1192 FT	1192		10	6007 31 7

Rung seat			
Type		Pack.	Item No.
		pair	
SA CPS 4 FT		5	6007 49 6

Rung seat			
Type		Pack.	Item No.
		pair	
SAA CPS 4 FT		5	6007 49 8



Vertical cable ladder systems

Industrial vertical cable ladder

Industrial vertical cable ladder C40					
Type	Width		Length	Pack.	Item No.
	mm	mm			
SLS 80 C40 2 FT	200	6000		6	6013 38 4
SLS 80 C40 3 FT	300	6000		6	6013 39 2
SLS 80 C40 4 FT	400	6000		6	6013 40 6
SLS 80 C40 5 FT	500	6000		6	6013 41 4
SLS 80 C40 6 FT	600	6000		6	6013 42 2
SLS 80 C40 7 FT	700	6000		6	6013 43 0
SLS 80 C40 8 FT	800	6000		6	6013 44 9
SLS 80 C40 9 FT	900	6000		6	6013 45 7
SLS 80 C40 10 FT	1000	6000		6	6013 46 5
SLS 80 C40 11 FT	1100	6000		6	6013 47 3
SLS 80 C40 12 FT	1200	6000		6	6013 48 1

Industrial vertical cable ladder W40					
Type	Width		Length	Pack.	Item No.
	mm	mm			
SLS 80 W40 4 FT	400	6000		6	6013 84 8
SLS 80 W40 5 FT	500	6000		6	6013 85 6
SLS 80 W40 6 FT	600	6000		6	6013 86 4
SLS 80 W40 7 FT	700	6000		6	6013 87 2
SLS 80 W40 8 FT	800	6000		6	6013 88 0
SLS 80 W40 9 FT	900	6000		6	6013 89 9
SLS 80 W40 10 FT	1000	6000		6	6013 90 2

Accessories, industrial vertical ladders

End cap				
Type	Colour		Pack.	Item No.
			pcs	
IS 8 KS OR	Pastel orange		20	6338 51 9

I support connector			
Type		Pack.	Item No.
		pcs	
VIS 8 FT		10	6018 30 0

Rung CK 40				
Type	Width		Pack.	Item No.
	mm		pcs	
CK 40 20 FT	154		1	6008 22 4
CK 40 30 FT	254		1	6008 23 2
CK 40 40 FT	354		1	6008 24 0
CK 40 50 FT	454		1	6008 25 9
CK 40 60 FT	554		1	6008 26 7
CK 40 70 FT	654		1	6008 27 5
CK 40 80 FT	754		1	6008 28 3
CK 40 90 FT	854		1	6008 29 1
CK 40 100 FT	954		1	6008 30 5
CK 40 110 FT	1054		1	6008 31 3
CK 40 120 FT	1154		1	6008 32 1

Rung CKD 40			
Type		Pack.	Item No.
		pcs	
CKD 40 60 FT		1	6008 26 9
CKD 40 70 FT		1	6008 27 7
CKD 40 80 FT		1	6008 28 5
CKD 40 90 FT		1	6008 29 3

Rung WSK 40			
Type	Width	Pack.	Item No.
	mm	pcs	
WSK 40 40 FT	354	1	6008 04 6
WSK 40 50 FT	454	1	6008 05 4
WSK 40 60 FT	554	1	6008 06 2
WSK 40 70 FT	654	1	6008 07 0
WSK 40 80 FT	754	1	6008 08 9
WSK 40 90 FT	854	1	6008 09 7
WSK 40 100 FT	954	1	6008 10 0
WSK 40 110 FT	1054	1	6008 11 9
WSK 40 120 FT	1154	1	6008 12 7

Support claw			
Type		Pack.	Item No.
		pcs	
TGK 30 42 FT		10	6018 96 3

Support strap			
Type		Pack.	Item No.
		pcs	
AHIS 8 FT		10	6019 06 4

Vertical cable ladder accessories 60, US, IS 8

Mounting angle			
Type		Pack.	Item No.
		pcs	
BW 60 40 FT		10	6019 56 0

Mounting angle			
Type		Pack.	Item No.
		pcs	
BW 70 40 FT		10	6019 70 6

Fastening bracket			
Type		Pack.	Item No.
		pcs	
BW 80 55 FT		10	6019 52 8



Vertical cable ladder systems


U clamp

U clamp (BBS clamp)




Type	Clamping range D	For rail with slot width	Pack.	Item No.
	mm	mm	pcs	
2056N 12 FT	8-12	11-12	100	1163 12 4
2056N 16 FT	12-16	11-12	100	1163 16 7
2056N 22 FT	16-22	11-12	100	1163 22 1
2056N 28 FT	22-28	11-12	100	1163 28 0
2056N 34 FT	28-34	11-12	100	1163 34 5
2056N 40 FT	34-40	11-12	100	1163 39 6
2056N 46 FT	40-46	11-12	100	1163 46 9
2056N 52 FT	46-52	11-12	100	1163 52 3
2056N 58 FT	52-58	11-12	50	1163 58 2
2056N 64 FT	58-64	11-12	50	1163 64 7
2056N 70 FT	64-70	11-12	50	1163 70 1

U clamp (BBS clamp)




Type	Clamping range D	For rail with slot width	Pack.	Item No.
	mm	mm	pcs	
2056N 2 12 FT	8-12	11-12	50	1164 12 0
2056N 2 16 FT	12-16	11-12	50	1164 16 3
2056N 2 22 FT	16-22	11-12	50	1164 22 8
2056N 2 28 FT	22-28	11-12	50	1164 28 7
2056N 2 34 FT	28-34	11-12	50	1164 34 1
2056N 2 40 FT	34-40	11-12	50	1164 40 6
2056N 2 46 FT	40-46	11-12	50	1164 46 5
2056N 2 52 FT	46-52	11-12	50	1164 51 1
2056N 2 58 FT	52-58	11-12	50	1164 58 9

U clamp (BBS clamp)




Type	Clamping range D	For rail with slot width	Pack.	Item No.
	mm	mm	pcs	
2056 12 FT	8-12	16-17	100	1160 12 5
2056 16 FT	12-16	16-17	100	1160 16 8
2056 22 FT	16-22	16-17	100	1160 22 2
2056 28 FT	22-28	16-17	100	1160 28 1
2056 34 FT	28-34	16-17	100	1160 34 6
2056 40 FT	34-40	16-17	100	1160 40 0
2056 46 FT	40-46	16-17	100	1160 45 1
2056 52 FT	46-52	16-17	100	1160 52 4
2056 58 FT	52-58	16-17	100	1160 58 3
2056 64 FT	58-64	16-17	100	1160 64 8
2056 70 FT	64-70	16-17	50	1160 70 2
2056 76 FT	70-76	16-17	25	1160 76 1
2056 82 FT	76-82	16-17	25	1160 82 6
2056 90 FT	82-90	16-17	25	1160 90 7
2056 100 FT	90-100	16-17	25	1160 99 0

U clamp (BBS clamp)




Type	Clamping range D	For rail with slot width	Pack.	Item No.
	mm	mm	pcs	
2056 2 12 FT	8-12	16-17	50	1161 12 1
2056 2 16 FT	12-16	16-17	50	1161 16 4
2056 2 22 FT	16-22	16-17	50	1161 22 9
2056 2 28 FT	22-28	16-17	50	1161 28 8
2056 2 34 FT	28-34	16-17	50	1161 34 2
2056 2 40 FT	34-40	16-17	50	1161 40 7
2056 2 46 FT	40-46	16-17	50	1161 46 6
2056 2 52 FT	46-52	16-17	50	1161 52 0
2056 2 58 FT	52-58	16-17	50	1161 57 1
2056 2 64 FT	58-64	16-17	50	1161 64 4

U clamp (BBS clamp)




Type	Clamping range D	For rail with slot width	Pack.	Item No.
	mm	mm	pcs	
2056 3 12 FT	8-12	16-17	50	1162 12 8
2056 3 16 FT	12-16	16-17	50	1162 16 0
2056 3 22 FT	16-22	16-17	50	1162 22 5
2056 3 28 FT	22-28	16-17	50	1162 28 4
2056 3 34 FT	28-34	16-17	50	1162 34 9
2056 3 40 FT	34-40	16-17	50	1162 40 3
2056 3 46 FT	40-46	16-17	25	1162 46 2

U clamp (BBS clamp)




Type	Clamping range D	For rail with slot width	Pack.	Item No.
	mm	mm	pcs	
2056 12 ALU	8-12	16-17	100	1183 20 6
2056 16 ALU	12-16	16-17	100	1183 21 4
2056 22 ALU	16-22	16-17	100	1183 22 2
2056 28 ALU	22-28	16-17	100	1183 23 0
2056 34 ALU	28-34	16-17	100	1183 24 9
2056 40 ALU	34-40	16-17	100	1183 25 7
2056 46 ALU	40-46	16-17	100	1183 26 5
2056 52 ALU	46-52	16-17	100	1183 27 3
2056 58 ALU	52-58	16-17	50	1183 28 1
2056 64 ALU	58-64	16-17	50	1183 30 3
2056 70 ALU	64-70	16-17	50	1183 31 1
2056 76 ALU	70-76	16-17	25	1183 33 8

U clamp (BBS clamp)




Type	Clamping range D	For rail with slot width	Pack.	Item No.
	mm	mm	pcs	
2056 2 12 ALU	8-12	16-17	50	1183 38 9
2056 2 16 ALU	12-16	16-17	50	1183 39 7
2056 2 22 ALU	16-22	16-17	50	1183 40 0
2056 2 28 ALU	22-28	16-17	50	1183 41 9
2056 2 34 ALU	28-34	16-17	50	1183 42 7
2056 2 40 ALU	34-40	16-17	50	1183 43 5
2056 2 46 ALU	40-46	16-17	50	1183 44 3
2056 2 52 ALU	46-52	16-17	50	1183 45 1
2056 2 58 ALU	52-58	16-17	50	1183 47 8

U clamp (BBS clamp)



Type	Clamping range D	For rail with slot width	Pack.	Item No.
	mm	mm	pcs	
2056 M 12 FT	8-12	16-17	100	1156 00 4
2056 M 16 FT	12-16	16-17	100	1156 01 2
2056 M 22 FT	16-22	16-17	100	1156 02 0
2056 M 28 FT	22-28	16-17	100	1156 03 9
2056 M 34 FT	28-34	16-17	100	1156 04 7
2056 M 40 FT	34-40	16-17	100	1156 05 5
2056 M 46 FT	40-46	16-17	100	1156 06 3
2056 M 52 FT	46-52	16-17	100	1156 07 1
2056 M 58 FT	52-58	16-17	100	1156 09 8
2056 M 64 FT	58-64	16-17	100	1156 10 1
2056 M 70 FT	64-70	16-17	50	1156 12 8
2056 M 76 FT	70-76	16-17	25	1156 13 6
2056 M 82 FT	76-82	16-17	25	1156 14 4
2056 M 90 FT	82-90	16-17	25	1156 15 2
2056 M 100 FT	90-100	16-17	25	1156 16 0

U clamp (BBS clamp)



Type	Clamping range D	For rail with slot width	Pack.	Item No.
	mm	mm	pcs	
2056U 12 FT	8-12	18-22	100	1175 12 2
2056U 16 FT	12-16	18-22	100	1175 16 5
2056U 22 FT	16-22	18-22	100	1175 21 1
2056U 28 FT	22-28	18-22	100	1175 28 9
2056U 34 FT	28-34	18-22	100	1175 34 3
2056U 40 FT	34-40	18-22	100	1175 40 8
2056U 46 FT	40-46	18-22	100	1175 46 7
2056U 52 FT	46-52	18-22	100	1175 52 1
2056U 58 FT	52-58	18-22	100	1175 58 0
2056U 64 FT	58-64	18-22	100	1175 64 5
2056U 70 FT	64-70	18-22	50	1175 69 6
2056U 76 FT	70-76	18-22	25	1175 76 9
2056U 82 FT	76-82	18-22	25	1175 82 3
2056U 90 FT	82-90	18-22	25	1175 90 4
2056U 100 FT	90-100	18-22	25	1175 99 8

U clamp

U clamp (BBS clamp)					
Type	Clamping range D	For rail with slot width	Pack.	Item No.	
	mm	mm			
2056U 2 12 FT	8-12	18-22	50	1176 12 9	
2056U 2 16 FT	12-16	18-22	50	1176 16 1	
2056U 2 22 FT	16-22	18-22	50	1176 22 6	
2056U 2 28 FT	22-28	18-22	50	1176 28 5	
2056U 2 34 FT	28-34	18-22	50	1176 33 1	
2056U 2 40 FT	34-40	18-22	50	1176 40 4	
2056U 2 46 FT	40-46	18-22	50	1176 46 3	
2056U 2 52 FT	46-52	18-22	50	1176 52 8	
2056U 2 58 FT	52-58	18-22	50	1176 58 7	

U clamp (BBS clamp)					
Type	Clamping range D	For rail with slot width	Pack.	Item No.	
	mm	mm			
2056U 3 12 FT	8-12	18-22	50	1177 12 5	
2056U 3 16 FT	12-16	18-22	50	1177 16 8	
2056U 3 22 FT	16-22	18-22	50	1177 22 2	
2056U 3 28 FT	22-28	18-22	50	1177 28 1	
2056U 3 34 FT	28-34	18-22	50	1177 34 6	
2056U 3 40 FT	34-40	18-22	50	1177 40 0	
2056U 3 46 FT	40-46	18-22	50	1177 45 1	

U clamp (BBS clamp)					
Type	Clamping range D	Installation type	Pack.	Item No.	
	mm				
2056W 12 FT	8-12	Angle profile	100	1180 12 6	
2056W 16 FT	12-16	Angle profile	100	1180 16 9	
2056W 22 FT	16-22	Angle profile	100	1180 22 3	
2056W 28 FT	22-28	Angle profile	100	1180 28 2	
2056W 34 FT	28-34	Angle profile	100	1180 34 7	
2056W 40 FT	34-40	Angle profile	100	1180 40 1	
2056W 46 FT	40-46	Angle profile	100	1180 46 0	
2056W 58 FT	52-58	Angle profile	50	1180 58 4	
2056W 64 FT	58-64	Angle profile	50	1180 64 9	
2056W 52 FT	46-52	Angle profile	100	1180 52 5	
2056W 70 FT	64-70	Angle profile	50	1180 68 1	
2056W 76 FT	70-76	Angle profile	25	1180 76 2	
2056W 82 FT	76-82	Angle profile	25	1180 82 7	
2056W 90 FT	82-90	Angle profile	25	1180 90 8	

U clamp (BBS clamp)					
Type	Clamping range D	Installation type	Pack.	Item No.	
	mm				
2056W 2 12 FT	8-12	Angle profile	50	1181 12 2	
2056W 2 16 FT	12-16	Angle profile	50	1181 16 5	
2056W 2 22 FT	16-22	Angle profile	50	1181 21 1	
2056W 2 28 FT	22-28	Angle profile	50	1181 28 9	
2056W 2 34 FT	28-34	Angle profile	50	1181 34 3	
2056W 2 40 FT	34-40	Angle profile	25	1181 40 8	
2056W 2 46 FT	40-46	Angle profile	25	1181 46 7	
2056W 2 52 FT	46-52	Angle profile	25	1181 52 1	
2056W 2 58 FT	52-58	Angle profile	25	1181 58 0	

U clamp (BBS clamp)					
Type	Clamping range D	Installation type	Pack.	Item No.	
	mm				
2056F 12 FT	8-12	Flat profile	100	1169 12 2	
2056F 16 FT	12-16	Flat profile	100	1169 16 5	
2056F 22 FT	16-22	Flat profile	100	1169 21 1	
2056F 28 FT	22-28	Flat profile	100	1169 28 9	
2056F 34 FT	28-34	Flat profile	100	1169 34 3	
2056F 40 FT	34-40	Flat profile	100	1169 40 8	
2056F 46 FT	40-46	Flat profile	100	1169 46 7	
2056F 52 FT	46-52	Flat profile	100	1169 52 1	
2056F 58 FT	52-58	Flat profile	50	1169 58 0	
2056F 64 FT	58-64	Flat profile	50	1169 64 5	
2056F 70 FT	64-70	Flat profile	50	1169 69 6	
2056F 76 FT	70-76	Flat profile	25	1169 76 9	
2056F 82 FT	76-82	Flat profile	25	1169 82 3	
2056F 90 FT	82-90	Flat profile	25	1169 90 4	

U clamp (BBS clamp)					
Type	Clamping range D	Installation type	Pack.	Item No.	
	mm				
2056F 2 12 FT	8-12	Flat profile	50	1170 12 0	
2056F 2 16 FT	12-16	Flat profile	50	1170 16 3	
2056F 2 22 FT	16-22	Flat profile	50	1170 22 8	
2056F 2 28 FT	22-28	Flat profile	50	1170 28 7	
2056F 2 34 FT	28-34	Flat profile	50	1170 34 1	
2056F 2 40 FT	34-40	Flat profile	50	1170 40 6	
2056F 2 46 FT	40-46	Flat profile	50	1170 46 5	
2056F 2 52 FT	46-52	Flat profile	50	1170 51 1	

Counter sleeve				
Type	Clamping range D	Pack.	Item No.	
	mm			
2058 12 LGR	8-12	100	1195 12 3	
2058 16 LGR	12-16	100	1195 16 6	
2058 22 LGR	16-22	100	1195 22 0	
2058 28 LGR	22-28	100	1195 27 1	
2058 34 LGR	28-34	100	1195 34 4	
2058 40 LGR	34-40	100	1195 40 9	
2058 46 LGR	40-46	100	1195 46 8	
2058 52 LGR	46-52	100	1195 52 2	
2058 58 LGR	52-58	100	1195 58 1	
2058 64 LGR	58-64	50	1195 64 6	
2058 70 LGR	64-70	50	1195 70 0	





Luminaire support systems



LED module

LED module				
Type	Dimension		Pack.	Item No.
	mm		pcs	
LED M 8NS	460 x 85 x 100		1	6069 81 5

LED module, connection cables and plugs

Mounting bracket for individual suspension of LED module			
Type		Pack.	Item No.
		pcs	
BW LA 35 FS		10	6069 89 5

Mounting bracket for individual suspension of LED module			
Type		Pack.	Item No.
		pcs	
BW LA 35 VA4301		10	6069 89 7

Luminaire support clamp LTK			
Type		Pack.	Item No.
		pcs	
LTK VA4301		10	6069 78 4

Supply of LED module				
Type	Length		Pack.	Item No.
	mm		pcs	
ASL HM 2,7M	2700		1	6069 83 0

Supply of LED module			
Type		Pack.	Item No.
		pcs	
EASL HM 5M		1	6069 83 2

Extensions for RST 20i3				
Type	Length		Pack.	Item No.
	mm		pcs	
KL1M RST20i3 BL	1000		1	6069 84 0
KL2M RST20i3 BL	2000		1	6069 84 2
KL3M RST20i3 BL	3000		1	6069 84 4
KL4M RST20i3 BL	4000		1	6069 84 6
KL5M RST20i3 BL	5000		1	6069 84 8
KL6M RST20i3 BL	6000		1	6069 85 0
KL7M RST20i3 BL	7000		1	6069 85 2
KL8M RST20i3 BL	8000		1	6069 85 4

Connector for cables RST 20i3, male				
Type	Dimension		Pack.	Item No.
	mm		pcs	
SVLS RST20i3 BL	79 x 35		5	6069 78 9

Connector for cables RST 20i3, female				
Type	Dimension		Pack.	Item No.
	mm		pcs	
SVLB RST20i3 BL	82 x 35		5	6069 78 7

Device connection RST 20i3, external thread				
Type	Dimension		Pack.	Item No.
	mm		pcs	
GABA RST20i3 BL	47 x 35		5	6069 79 3

Device connection RST 20i3, internal thread				
Type	Dimension		Pack.	Item No.
	mm		pcs	
GABI RST20i3 BL	69 x 35		5	6069 79 5


End cap RST 20i3				
Type	Dimension		Pack.	Item No.
	mm		pcs	
EKBV RST20i3 SW	29 x 23		5	6069 79 8



Luminaire support systems


Cable support systems with integrated LED modules

AZ duct adapter LED




Type	Width	Length	Pack.	Item No.
	mm	mm	pcs	
AZ LA 150 FS	150	1000	1	6069 60 0

AZ duct adapter LED




Type	Width	Length	Pack.	Item No.
	mm	mm	pcs	
AZ LA 150 FT	150	1000	1	6069 60 7

AZ duct adapter LED




Type	Width	Length	Pack.	Item No.
	mm	mm	pcs	
AZ LA 150VA4301	150	1000	1	6069 61 4

Reducer for AZ duct adapter LED to duct width 50 mm




Type	Width	Length	Pack.	Item No.
	mm	mm	pcs	
RAZLA1505 FS	50	158	2	6069 86 0

Reducer for AZ duct adapter LED to duct width 50 mm




Type	Width	Length	Pack.	Item No.
	mm	mm	pcs	
RAZLA1505 FT	50	158	2	6069 86 2

Reducer for AZ duct adapter LED to duct width 50 mm




Type	Width	Length	Pack.	Item No.
	mm	mm	pcs	
RAZLA1505 VA4301	50	158	2	6069 86 4

Reducer for AZ duct adapter LED to duct width 100 mm




Type	Width	Length	Pack.	Item No.
	mm	mm	pcs	
RAZLA1510 FS	100	140	2	6069 88 0

Reducer for AZ duct adapter LED to duct width 100 mm




Type	Width	Length	Pack.	Item No.
	mm	mm	pcs	
RAZLA1510 FT	100	140	2	6069 88 2

Reducer for AZ duct adapter LED to duct width 100 mm




Type	Width	Length	Pack.	Item No.
	mm	mm	pcs	
RAZLA1510 VA4301	100	140	2	6069 88 4

Magic cable tray adapter LED




Type	Width	Length	Pack.	Item No.
	mm	mm	pcs	
LAM 620 FS	200	1100	1	6069 64 5
LAM 630 FS	300	1100	1	6069 65 9
LAM 640 FS	400	1100	1	6069 67 3

Magic cable tray adapter LED




Type	Width	Length	Pack.	Item No.
	mm	mm	pcs	
LAM 620 VA4301	200	1100	1	6069 65 2
LAM 630 VA4301	300	1100	1	6069 66 6
LAM 640 VA4301	400	1100	1	6069 68 0

SKS cable tray adapter LED



Type	Width	Length	Pack.	Item No.
	mm	mm	pcs	
SKS LA620 FS	200	1000	1	6069 71 1
SKS LA630 FS	300	1000	1	6069 72 5
SKS LA640 FS	400	1000	1	6069 73 9


SKS cable tray adapter LED



Type	Width	Length	Pack.	Item No.
	mm	mm	pcs	
SKS LA620 FT	200	1000	1	6069 71 8
SKS LA630 FT	300	1000	1	6069 73 2
SKS LA640 FT	400	1000	1	6069 74 6


Luminaire support channel

Luminaire support channel




Type	Side height	Width	Length	Pack.	Item No.
	mm	mm	mm	m	
LTS 50 FS	50	50	6000	6	6075 00 0
LTS 50 FT	50	50	6000	6	6075 00 5

Straight connector




Type	Pack.	Item No.
	pcs	
VF AZK 50 FS	25	6066 61 5
VF AZK 50 DD	25	6066 62 3

Luminaire support channel




Type	Side height	Width	Length	Pack.	Item No.
	mm	mm	mm	m	
LTS 100 FS	50	100	6000	6	6075 02 4

Straight and angle connector




Type	Pack.	Item No.
	pcs	
VF AZK FT	25	6066 55 0

Cable protection ring



Type	Colour	for perforation	Pack.	Item No.
		mm	pcs	
KSR-910 PE	Light grey	20 x 58	25	6066 71 2

Cable protection ring



Type	Colour	for perforation	Pack.	Item No.
		mm	pcs	
KSR-915 PE	Light grey	28 x 58	25	6066 70 4

Luminaire support channel

Suspension bracket			
Type	Pack.	Item No.	
	pcs		
AHB 50 D4 FT	50	6066 50 5	

Suspension bracket			
Type	Pack.	Item No.	
	pcs		
AHB 100 D5 FT	50	6066 51 0	

90° bend			
Type	Pack.	Item No.	
	pcs		
LTS B DD	1	6074 90 1	

Cover for 90° bend			
Type	Pack.	Item No.	
	pcs		
LTS DFB DD	1	6074 95 2	

Tee			
Type	Pack.	Item No.	
	pcs		
LTS T DD	1	6074 91 2	

Cover for tee			
Type	Pack.	Item No.	
	pcs		
LTS DFT DD	1	6074 96 1	

Cross-over			
Type	Pack.	Item No.	
	pcs		
LTS K DD	1	6074 92 1	

Cover for cross-over			
Type	Pack.	Item No.	
	pcs		
LTS DFK DD	1	6074 97 2	

Accessories

Connection cable					
Type	Cable length	Colour	Pack.	Item No.	
	mm		pcs		
VL-3Q1.5 3 SW	3000	Black	1	6108 10 2	
VL-3Q1.5 5 SW	5000	Black	1	6108 10 4	
VL-3Q1.5 10 SW	10000	Black	1	6108 10 9	
VL-3Q1.5 15 SW	15000	Black	1	6108 11 4	

Connection cable					
Type	Cable length	Colour	Pack.	Item No.	
	mm		pcs		
VL-3Q2.5 3 SW	3000	Black	1	6108 15 2	
VL-3Q2.5 5 SW	5000	Black	1	6108 15 4	
VL-3Q2.5 10 SW	10000	Black	1	6108 15 9	
VL-3Q2.5 15 SW	15000	Black	1	6108 16 4	

Ceiling hook					
Type	Breaking load	Length	Pack.	Item No.	
	kN	mm	pcs		
948 TG6	1	70	25	3453 82 0	

Ceiling bracket				
Type	Width	Length	Pack.	Item No.
	mm	mm	pcs	
DB FT	40	80	20	6356 10 9

Ceiling bracket, variable				
Type	Width	Pack.	Item No.	
	mm	pcs		
DBV FS	76	20	6356 05 5	

Threaded rod					
Type	Thread	Length	Pack.	Item No.	
		mm	pcs		
2078 M8 1M G	M8	1000	50	3141 12 8	
2078 M10 1M G	M10	1000	25	3141 20 9	
2078 M12 1M G	M12	1000	20	3141 30 6	
2078 M8 2M G	M8	2000	25	3141 13 6	
2078 M10 2M G	M10	2000	25	3141 14 0	
2078 M12 2M G	M12	2000	20	3141 14 4	

Connection sleeve				
Type	Thread	Length	Pack.	Item No.
		mm	pcs	
12005 M8 G	M8	30	50	6410 08 1
12005 M10 G	M10	40	50	6410 10 3
12005 M12 G	M12	40	25	6410 11 1

Ceiling bracket, trapezoidal				
Type	Breaking load	Pack.	Item No.	
	kN	pcs		
TPB 100 FS	0.8	20	6357 50 6	


Bolt for trapezoidal fastening				
Type	Breaking load	Pack.	Item No.	
	kN	pcs		
TPB R FS	0.8	20	6357 53 6	



Luminaire support systems


Accessories

Hexagonal bolt




Type	Dimension	Pack.	Item No.
	mm	pcs	
SKS 10X110 G	M10 x 110	20	6418 24 4

Suspension chain




Type	Pack.	Item No.
	m	
LTK-K 10 G	10	6050 36 0
LTK-K 25 G	25	6050 37 0

Quick link




Type	Pack.	Item No.
	pcs	
KNG G	100	6050 37 5

Steel wire tensioning rope




Type	Cable diameter	Breaking load	Pack.	Item No.
	mm	kN	m	
957 3 G	3	5.29	50	5303 20 6

Wire rope clamp




Type	For rope-Ø	Pack.	Item No.
	mm	pcs	
947 3 F	3	25	5302 02 1

Rope thimble



Type	For rope-Ø	Pack.	Item No.
	mm	pcs	
946 3 G	3	25	5301 03 3

Ring eyelet




Type	Breaking load	Thread	Pack.	Item No.
	kN		pcs	
2084 K M6	1.15	M6	100	3463 06 0

Perforated steel strap



Type	Dimension	Per roll	Pack.	Item No.
	mm	m	pcs	
5055 II12 FS	12 x 1	10	1	1470 12 4
5055 II17 FS	17 x 1	10	1	1470 17 5
5055 III26 FS	26 x 1.2	10	1	1470 26 4
5055 LI12 FS	12 x 0.75	10	1	1471 12 0
5055 LI17 FS	17 x 0.75	10	1	1471 17 1
5055 LI126 FS	26 x 1	10	1	1471 26 0


TS suspension eyelet



Type	Breaking load	Thread	Pack.	Item No.
	kN		pcs	
2990 M6 G	3.5	M6	50	3462 86 2
2990 M8 G	3.5	M8	50	3462 88 9


Luminaire support tray

Luminaire support tray




Type	Width	Side height	Length	Pack.	Item No.
	mm	mm	mm	m	
LTR 3000 FS	75	60	3000	3	6055 81 0
LTR 6000 FS	75	60	6000	6	6055 81 2
LTR FSK RW	75	60	3000	6	6055 82 0

Straight connector set




Type	Side height	Width	Pack.	Item No.
	mm	mm	pcs	
RV 607 FS	60	75	10	6068 15 0

Central hanger



Type	Pack.	Item No.
	pcs	
MAH LTR FS	25	6358 81 0

Cover incl. turn-buckle



Type	Width	Length	Pack.	Item No.
	mm	mm	m	
DRL 075 FS	75	3000	3	6052 02 9





Shipbuilding systems



Mounting systems

Hook screw				
Type	Thread		Pack.	Item No.
			pcs	
HS M6 45 V4A	M6		25	1154 97 0

Hook screw				
Type	Thread		Pack.	Item No.
			pcs	
HS M8 60 V4A	M8		25	1154 97 5

Welding angle				
Type	Dimension		Pack.	Item No.
	mm		pcs	
ASW FT	25 x 50		10	6015 35 0

Construction and suspension profile				
Type	Length		Pack.	Item No.
	mm		m	
SLH 42 FT	2000		2	7103 61 1

Construction and suspension profile				
Type	Length		Pack.	Item No.
	mm		m	
SLH 62 FT	3000		3	7103 64 3

Construction and suspension profile				
Type	Length		Pack.	Item No.
	mm		m	
FESP 40 5 FT	3000		15	7104 35 6

Construction and suspension profile				
Type	Length		Pack.	Item No.
	mm		m	
FESP 40 5 SG	3000		15	7104 35 8

Angle profile				
Type	Length		Pack.	Item No.
	mm		m	
WESP 50 40 FT	3000		3	7105 67 3

Cable tray systems

Cable tray, marine standard						
Type	Width	Length	Plate thickness		Pack.	Item No.
	mm	mm	mm		m	
MKR 15 050 ALU	50	2000	1.25		2	6045 70 7
MKR 15 075 ALU	75	2000	1.25		2	6045 71 5
MKR 15 100 ALU	100	2000	1.25		2	6045 72 3
MKR 15 150 ALU	150	2000	1.5		2	6045 75 8
MKR 15 200 ALU	200	2000	1.5		2	6045 76 6
MKR 15 250 ALU	250	2000	1.5		2	6045 77 4

Cable tray, marine standard						
Type	Width	Length	Plate thickness		Pack.	Item No.
	mm	mm	mm		m	
MKR 15 050 FS	50	2000	1		2	6045 95 2
MKR 15 075 FS	75	2000	1		2	6045 96 0
MKR 15 100 FS	100	2000	1		2	6045 97 9
MKR 15 150 FS	150	2000	1		2	6045 99 5
MKR 15 200 FS	200	2000	1		2	6046 00 2
MKR 15 300 FS	300	2000	1.5		2	6046 02 9

Cable tray, marine standard						
Type	Width	Length	Plate thickness		Pack.	Item No.
	mm	mm	mm		m	
MKR 15 050 FT	50	2000	1.25		2	6045 05 7
MKR 15 075 FT	75	2000	1.25		2	6045 07 3
MKR 15 100 FT	100	2000	1.25		2	6045 10 3
MKR 15 125 FT	125	2000	1.25		2	6045 13 8
MKR 15 150 FT	150	2000	1.5		2	6045 15 4
MKR 15 200 FT	200	2000	1.5		2	6045 20 0
MKR 15 250 FT	250	2000	1.5		2	6045 25 1
MKR 15 300 FT	300	2000	1.5		2	6045 30 8


Cable tray, marine standard						
Type	Width	Length	Plate thickness		Pack.	Item No.
	mm	mm	mm		m	
MKR 15 050VA4301	50	2000	1.25		2	6045 83 0
MKR 15 075VA4301	75	2000	1.25		2	6045 83 2
MKR 15 100VA4301	100	2000	1.25		2	6045 83 4
MKR 15 125VA4301	125	2000	1.25		2	6045 83 6
MKR 15 150VA4301	150	2000	1.5		2	6045 83 8
MKR 15 200VA4301	200	2000	1.5		2	6045 84 0
MKR 15 250VA4301	250	2000	1.5		2	6045 84 2
MKR 15 300VA4301	300	2000	1.5		2	6045 84 4



Shipbuilding systems


Cable tray systems

Cable tray, marine standard




Type	Width mm	Length mm	Plate thickness mm	Pack. m	Item No.
MKR 15 050VA4571	50	2000	1.25	2	6045 85 0
MKR 15 075VA4571	75	2000	1.25	2	6045 85 2
MKR 15 100VA4571	100	2000	1.25	2	6045 85 4
MKR 15 125VA4571	125	2000	1.25	2	6045 85 6
MKR 15 150VA4571	150	2000	1.5	2	6045 85 8
MKR 15 200VA4571	200	2000	1.5	2	6045 86 0
MKR 15 250VA4571	250	2000	1.5	2	6045 86 2
MKR 15 300VA4571	300	2000	1.5	2	6045 86 4

Bend 90 °



Type	Width mm	Pack. pcs	Item No.
RB 90 75 050 FS	51	1	7061 14 6
RB 90 75 075 FS	76	1	7061 05 0
RB 90 75 100 FS	101	1	7061 24 4
RB 90 75 125 FS	126	1	7061 25 2
RB 90 75 150 FS	151	1	7061 36 0
RB 90 75 200 FS	201	1	7061 44 9
RB 90 75 250 FS	252	1	7061 54 6
RB 90 75 300 FS	302	1	7061 64 3
RB 90 75 050 FT	51	1	7061 14 5
RB 90 75 075 FT	76	1	7061 04 8
RB 90 75 100 FT	101	1	7061 24 2
RB 90 75 200 FT	201	1	7061 44 7
RB 90 75 250 FT	252	1	7061 54 4
RB 90 75 300 FT	302	1	7061 64 1


Screw connector



Type	Dimension mm	Pack. pcs	Item No.
SV MKR FS	16 x 29 x 60	25	6066 24 2
SV MKR FT	16 x 29 x 60	25	6066 24 0


Cable ladder systems

Cable ladder, light duty




Type	Width mm	Length mm	Rail thickness mm	Pack. m	Item No.
SL 42 075 FT	75	2000	3	2	7097 11 5
SL 42 100 FT	100	2000	3	2	7097 12 3
SL 42 150 FT	150	2000	3	2	7097 13 1
SL 42 200 FT	200	2000	3	2	7097 15 8
SL 42 250 FT	250	2000	3	2	7097 16 6
SL 42 300 FT	300	2000	3	2	7097 17 4

Cable ladder, standard




Type	Width mm	Length mm	Rail thickness mm	Pack. m	Item No.
SL 62 110 FT	110	3000	5	3	7097 40 9
SL 62 210 FT	210	3000	5	3	7097 42 5
SL 62 310 FT	310	3000	5	3	7097 43 3
SL 62 410 FT	410	3000	5	3	7097 44 1
SL 62 510 FT	510	3000	5	3	7097 46 8
SL 62 610 FT	610	3000	5	3	7097 47 6

Rung, standard




Type	Length mm	Pack. m	Item No.
SLSP 62 300 FT	3000	3	7102 77 1
SLSP 62 300 SG	3000	3	7102 67 4

Connector




Type	Width mm	Length mm	Pack. pcs	Item No.
SLV 42 FT	42	170	20	7103 54 0

Connector




Type	Width mm	Length mm	Pack. pcs	Item No.
SLV 62 FT	62	210	10	7103 54 8

Cable ladder with Z rung, light duty




Type	Width mm	Length mm	Rail thickness mm	Pack. m	Item No.
SLZ L 100 FT	100	3000	3	3	7098 00 2
SLZ L 150 FT	150	3000	3	3	7098 00 4
SLZ L 200 FT	200	3000	3	3	7098 00 6
SLZ L 300 FT	300	3000	3	3	7098 00 8
SLZ L 400 FT	400	3000	3	3	7098 01 0
SLZ L 500 FT	500	3000	3	3	7098 01 2
SLZ L 600 FT	600	3000	3	3	7098 01 4

Cable ladder with Z rung, light duty




Type	Width mm	Length mm	Rail thickness mm	Pack. m	Item No.
SLZ L 100 SG	100	3000	3	3	7098 03 2
SLZ L 150 SG	150	3000	3	3	7098 03 4
SLZ L 200 SG	200	3000	3	3	7098 03 6
SLZ L 300 SG	300	3000	3	3	7098 03 8
SLZ L 400 SG	400	3000	3	3	7098 04 0
SLZ L 500 SG	500	3000	3	3	7098 04 2
SLZ L 600 SG	600	3000	3	3	7098 04 4

Cable ladder with Z rung, standard



Type	Width mm	Length mm	Rail thickness mm	Pack. m	Item No.
SLZ 100 FT	100	3000	5	3	7098 13 2
SLZ 200 FT	200	3000	5	3	7098 13 4
SLZ 300 FT	300	3000	5	3	7098 13 6
SLZ 400 FT	400	3000	5	3	7098 13 8
SLZ 500 FT	500	3000	5	3	7098 14 0
SLZ 600 FT	600	3000	5	3	7098 14 2
SLZ 700 FT	700	3000	5	3	7098 14 4
SLZ 800 FT	800	3000	5	3	7098 14 6
SLZ 900 FT	900	3000	5	3	7098 14 8
SLZ 1000 FT	1000	3000	5	3	7098 15 0
SLZ 1200 FT	1200	3000	5	3	7098 15 2


Cable ladder with Z rung, standard



Type	Width mm	Length mm	Rail thickness mm	Pack. m	Item No.
SLZ 100 SG	100	3000	5	3	7098 16 2
SLZ 200 SG	200	3000	5	3	7098 16 4
SLZ 300 SG	300	3000	5	3	7098 16 6
SLZ 400 SG	400	3000	5	3	7098 16 8
SLZ 500 SG	500	3000	5	3	7098 17 0
SLZ 600 SG	600	3000	5	3	7098 17 2
SLZ 700 SG	700	3000	5	3	7098 17 4
SLZ 800 SG	800	3000	5	3	7098 17 6
SLZ 900 SG	900	3000	5	3	7098 17 8
SLZ 1000 SG	1000	3000	5	3	7098 18 0
SLZ 1200 SG	1200	3000	5	3	7098 18 2


Cable ladder systems

Tightening strap




Type	Dimension	Colour	Pack.	Item No.
	mm		m	
574 G STGR	17 x 1.0	Stone grey	25	6490 01 8

Tightening strap VA




Type	Dimension	Colour	Pack.	Item No.
	mm		m	
574 03 SW	17 x 1.0	Black	25	6490 02 6
574 03 BA	17 x 1.0	Blue anthracite	25	6490 03 4
574 03 BR	17 x 1.0	Chestnut brown	25	6490 02 8

Tightening strap in fixed lengths




Type	Dimension	Item No.
	mm	
574 03 30 BA	17 x 1.0	6490 10 7
574 03 45 BA	17 x 1.0	6490 12 3
574 05 55 GNBG	16.5 x 1.2	6490 15 8
574 05 65 GNBG	16.5 x 1.2	6490 17 4

Tightening strap in fixed lengths




Type	Dimension	Colour	Pack.	Item No.
	mm		pcs	
574 03 45 STGR	17 x 1.0	Stone grey	25	6490 12 5

Tightening strap in fixed lengths




Type	Dimension	Colour	Pack.	Item No.
	mm		pcs	
574 03 30 SW	17 x 1.0	Black	25	6490 11 1

Tightening strap lock




Type	Shipping box	Pack.	Item No.
	pcs	pcs	
192	1200	100	6490 90 5

Tightening strap lock VA




Type	Shipping box	Pack.	Item No.
	pcs	pcs	
197 VA4301	1800	100	6490 96 4

Spring chuck



Type	Pack.	Item No.
	pcs	
575	1	6498 01 9

Spring chuck



Type	Pack.	Item No.
	pcs	
576	1	6498 02 7






Modular systems




AZ channel

AZ channel system 50




Type	Width	Side height	Length	Pack.	Item No.
	mm	mm	mm	m	
AZK 050 FS	50	50	3000	3	6075 09 6
AZK 050 FT	50	50	3000	12	6075 14 2

AZ channel system 50




Type	Width	Side height	Length	Pack.	Item No.
	mm	mm	mm	m	
AZK A 050 FT	50	50	3000	3	6076 14 9

AZ channel system 100




Type	Width	Side height	Length	Pack.	Item No.
	mm	mm	mm	m	
AZK 100 FS	100	50	3000	3	6075 23 1
AZK 100 FT	100	50	3000	12	6075 25 8

AZ channel system 100




Type	Width	Side height	Length	Pack.	Item No.
	mm	mm	mm	m	
AZK A 100 FT	100	50	3000	3	6076 24 6

AZ channel system 150




Type	Width	Side height	Length	Pack.	Item No.
	mm	mm	mm	m	
AZK 150 FS	150	50	3000	3	6075 32 0
AZK 150 FT	150	50	3000	3	6075 32 5

AZ channel system 200




Type	Width	Side height	Length	Pack.	Item No.
	mm	mm	mm	m	
AZK 200 FS	200	50	3000	3	6075 34 5
AZK 200 FT	200	50	3000	3	6075 35 0

AZ channel system 300




Type	Width	Side height	Length	Pack.	Item No.
	mm	mm	mm	m	
AZK 300 FS	300	50	3000	6	6075 37 0
AZK 300 FT	300	50	3000	6	6075 37 5

Straight connector




Type	Pack.	Item No.
	pcs	
VF AZK 50 FS	25	6066 61 5
VF AZK 50 DD	25	6066 62 3

Straight and angle connector




Type	Pack.	Item No.
	pcs	
VF AZK FT	25	6066 55 0

Cable protection ring




Type	Colour	for perforation	Pack.	Item No.
		mm	pcs	
KSR-915 PE	Light grey	28 x 58	25	6066 70 4

Cable protection ring




Type	Colour	for perforation	Pack.	Item No.
		mm	pcs	
KSR-910 PE	Light grey	20 x 58	25	6066 71 2

Cable protection ring




Type	Colour	for perforation	Pack.	Item No.
		mm	pcs	
KSR-920 PE	Light grey	62 x 62	25	6066 69 6

Cable protection ring




Type	Colour	for perforation	Pack.	Item No.
		mm	pcs	
KSR-925 PE	Light grey	105 x 62	25	6066 68 8

Cover




Type	Width	Length	Pack.	Item No.
	mm	mm	m	
AZDU 50 DD	53	3000	3	6080 15 8
AZDU 100 DD	103	3000	3	6080 23 9

Cover clamp




Type	Pack.	Item No.
	pcs	
DKU VA4310	20	6065 60 0

Cover incl. turn-buckle




Type	Width	Length	Pack.	Item No.
	mm	mm	m	
AZDMD 50 FS	53	3000	3	6080 13 8
AZDMD 100 FS	103	3000	3	6080 22 7
AZDMD 150 FS	153	3000	3	6080 86 0
AZDMD 200 FS	203	3000	3	6080 88 5
AZDMD 300 FS	303	3000	3	6080 91 0

Cover incl. turn-buckle




Type	Width	Length	Pack.	Item No.
	mm	mm	m	
AZDMD 50 DD	53	3000	3	6080 15 4
AZDMD 100 DD	103	3000	3	6080 23 5
AZDMD 150 FT	153	3000	3	6080 86 5
AZDMD 200 FT	203	3000	3	6080 89 0
AZDMD 300 FT	303	3000	3	6080 91 5

Turn-buckle



Type	Pack.	Item No.
	pcs	
AZDR 50 FT	20	6065 11 2

Turn-buckle



Type	Pack.	Item No.
	pcs	
AZDR 100 FT	20	6065 10 4



Modular systems

Motor connection column

Motor connection column				
Type	Length		Pack.	Item No.
	mm		pcs	
MAS 140 10 FT	1400		1	6356 31 1

Cover for motor connection column				
Type	Length		Pack.	Item No.
	mm		pcs	
MASD 90 FT	900		1	6356 91 5

Column foot			
Type		Pack.	Item No.
		pcs	
SF 140 11 FT		1	6356 39 7

Mounting bracket			
Type		Pack.	Item No.
		pcs	
BF 140 10 FT		10	6356 36 2

Mounting plate			
Type		Pack.	Item No.
		pcs	
GP 15 28 FT		1	6357 00 8

Mounting plate			
Type		Pack.	Item No.
		pcs	
GP 31 28 FT		1	6357 01 6

BKK system

BKK basic profile, standard				
Type	Dimension	Length	Pack.	Item No.
	mm	mm	m	
BKK 104 FT	104 x 25	3000	3	6070 24 8

BKK basic profile, standard				
Type	Dimension	Length	Pack.	Item No.
	mm	mm	m	
BKK 150 FT	150 x 25	3000	3	6070 34 5

BKK basic profile, standard				
Type	Dimension	Length	Pack.	Item No.
	mm	mm	m	
BKK 200 FT	200 x 25	3000	3	6070 44 2

Joint connector			
Type		Pack.	Item No.
		pcs	
SSV FT		25	6066 04 6

Adjustable connector			
Type		Pack.	Item No.
		pcs	
SV DD		50	6066 94 1

Truss-head bolt				
Type	Thread	Length	Pack.	Item No.
		mm	pcs	
FRSB 6X12 F	M6	12	100	6406 12 2
FRSB 6X15 F	M6	16	100	6406 15 7
FRSB 6X20 F	M6	20	100	6406 20 3







Stainless steel systems, V2A




Mounting systems

 **TP wall and ceiling bracket**


Type	Width mm	Pack. pcs	Item No.
TPDG 145 VA4301	145	6	6365 98 9
TPDG 195 VA4301	195	6	6365 99 1
TPDG 245 VA4301	245	5	6365 99 3
TPDG 345 VA4301	345	5	6365 99 5

 **TP support**


Type	Length mm	Pack. pcs	Item No.
TPS 445 VA4301	445	15	6364 84 8
TPS 545 VA4301	545	15	6364 85 0
TPS 645 VA4301	645	15	6364 85 2

 **TP support / wall and support bracket**


Type	Width mm	Pack. pcs	Item No.
TPSA 145 VA4301	145	50	6364 87 1
TPSA 245 VA4301	245	20	6364 87 6
TPSA 345 VA4301	345	20	6364 88 1

 **TP support / wall and support bracket**


Type	Length mm	Pack. pcs	Item No.
TPSAG 145 VA4301	145	50	6366 14 5
TPSAG 195 VA4301	195	20	6366 14 6
TPSAG 245 VA4301	245	20	6366 14 8
TPSAG 345 VA4301	345	20	6366 14 9

 **Spacer**


Type	Pack. pcs	Item No.
DS 4 VA4301	10	6416 59 4

 **Ceiling bracket, trapezoidal**


Type	Breaking load kN	Pack. pcs	Item No.
TPB 100 VA4301	0.8	20	6357 51 6

 **Bolt for trapezoidal ceiling bracket**


Type	Breaking load kN	Pack. pcs	Item No.
TPB R VA4301	0.8	20	6357 53 8

 **Side holder, universal**


Type	Pack. pcs	Item No.
SHU M12 VA4301	50	6015 32 6

 **US 3 support**


Type	Length mm	Pack. pcs	Item No.
US 3 K 20VA4301	200	1	6342 40 1
US 3 K 30VA4301	300	1	6342 40 3
US 3 K 40VA4301	400	1	6342 40 5
US 3 K 50VA4301	500	1	6342 40 7
US 3 K 60VA4301	600	1	6342 40 9
US 3 K 70VA4301	700	1	6342 41 1
US 3 K 80VA4301	800	1	6342 41 3
US 3 K 90VA4301	900	1	6342 41 5
US 3 K 100VA4301	1000	1	6342 41 7

 **End cap**


Type	Colour	Pack. pcs	Item No.
US 3 KS OR	Pastel orange	20	6338 45 8

 **US 3 support**


Type	Length mm	Pack. pcs	Item No.
US 3 30 VA4301	300	1	6342 45 5
US 3 50 VA4301	500	1	6342 45 7
US 3 100 VA4301	1000	1	6342 46 0
US 3 150 VA4301	1500	1	6342 46 3
US 3 200 VA4301	2000	1	6342 46 6
US 3 600 VA4301	6000	1	6342 46 8

 **U support connector**


Type	Pack. pcs	Item No.
VUS 3 VA4301	1	6018 51 7

 **Spacer**


Type	Pack. pcs	Item No.
DSK 25 VA4301	10	6416 44 8

 **Head plate**


Type	Pack. pcs	Item No.
KU 3 VA4301	10	6348 87 6

 **Head plate, variable**

Type	Pack. pcs	Item No.
KU 3 V VA4301	20	6348 88 4

 **Truss-head bolt**

Type	Dimen- sion mm	Pack. pcs	Item No.
FRS 10X25 VA4301	M10 x 25	50	6406 71 8

 **Hexagonal bolt**

Type	Dimen- sion mm	Pack. pcs	Item No.
SKS 10X80 VA4401	M10 x 80	20	6418 24 8



Stainless steel systems, grade 2

Mounting systems

US 5 support			
Type	Length	Pack.	Item No.
	mm	pcs	
US 5 K 20 VA4301	200	1	6341 35 8
US 5 K 30 VA4301	300	1	6341 36 2
US 5 K 40 VA4301	400	1	6341 36 6
US 5 K 50 VA4301	500	1	6341 37 0
US 5 K 60 VA4301	600	1	6341 37 4
US 5 K 70 VA4301	700	1	6341 37 8
US 5 K 80 VA4301	800	1	6341 38 2
US 5 K 90 VA4301	900	1	6341 38 6
US 5 K 100VA4301	1000	1	6341 39 0
US 5 K 110VA4301	1100	1	6341 39 4
US 5 K 120VA4301	1200	1	6341 39 8

End cap			
Type	Colour	Pack.	Item No.
		pcs	
US 5 KS OR	Pastel orange	20	6338 46 2

US 5 support			
Type	Length	Pack.	Item No.
	mm	pcs	
US 5 20 VA4301	200	1	6341 10 1
US 5 30 VA4301	300	1	6341 10 5
US 5 40 VA4301	400	1	6341 10 9
US 5 50 VA4301	500	1	6341 11 3
US 5 70 VA4301	700	1	6341 12 1
US 5 80 VA4301	800	1	6341 12 5
US 5 90 VA4301	900	1	6341 12 9
US 5 100 VA4301	1000	1	6341 13 3
US 5 110 VA4301	1100	1	6341 13 7
US 5 120 VA4301	1200	1	6341 14 1
US 5 300 VA4301	3000	1	6341 15 2

Spacer			
Type	Pack.	Item No.	
	pcs		
DSK 45 VA4301	10	6416 48 9	

Head plate			
Type	Pack.	Item No.	
	pcs		
KUS 5 NOK VA4301	10	6348 94 7	

Head plate			
Type	Pack.	Item No.	
	pcs		
KU 5 V VA4301	4	6348 92 5	

Spacer			
Type	Pack.	Item No.	
	pcs		
DSK 47 VA4301	10	6416 50 7	

Truss-head bolt			
Type	Dimension	Pack.	Item No.
	mm	pcs	
FRS 10X25 VA4301	M10 x 25	50	6406 71 8

Hexagonal bolt			
Type	Dimension	Pack.	Item No.
	mm	pcs	
SKS 10X80 VA4401	M10 x 80	20	6418 24 8

US 7 support			
Type	Length	Pack.	Item No.
	mm	pcs	
US 7 K 20 VA4301	200	1	6338 60 7
US 7 K 30 VA4301	300	1	6338 61 5
US 7 K 40 VA4301	400	1	6338 62 3
US 7 K 50 VA4301	500	1	6338 63 1
US 7 K 60 VA4301	600	1	6338 65 8
US 7 K 70 VA4301	700	1	6338 66 6
US 7 K 80 VA4301	800	1	6338 67 4
US 7 K 90 VA4301	900	1	6338 68 2
US 7 K 100VA4301	1000	1	6338 69 0
US 7 K 110VA4301	1100	1	6338 70 4
US 7 K 120VA4301	1200	1	6338 71 2
US 7 K 140VA4301	1400	1	6338 73 9
US 7 K 150VA4301	1500	1	6338 74 7
US 7 K 200VA4301	2000	1	6338 80 1

End cap			
Type	Pack.	Item No.	
	pcs		
US 7 KS OR	20	6338 49 7	

US 7 support			
Type	Length	Pack.	Item No.
	mm	pcs	
US 7 50 VA4301	500	1	6341 76 4
US 7 100 VA4301	1000	1	6341 81 0
US 7 150 VA4301	1500	1	6341 86 1
US 7 200 VA4301	2000	1	6341 95 0
US 7 300 VA4301	3000	1	6341 96 9
US 7 600 VA4301	6000	1	6341 99 3


U support connector			
Type	Pack.	Item No.	
	pcs		
VUS 7 VA4301	1	6018 40 8	

Spacer			
Type	Pack.	Item No.	
	pcs		
DSK 61 VA4301	10	6416 52 7	

Head plate, heavy-duty			
Type	Pack.	Item No.	
	pcs		
KUS 7 VA4301	10	6349 27 7	


Mounting systems

Truss-head bolt




Type	Dimension	Pack.	Item No.
	mm	pcs	
FRS 12X25 VA4301	M12 x 25	25	6406 75 0

Head plate, variable




Type	Pack.	Item No.
	pcs	
KU 7 VQP VA4301	1	6349 19 6

Spacer




Type	Pack.	Item No.
	pcs	
DSK 45 VA4301	10	6416 48 9

Hexagonal bolt




Type	Dimension	Pack.	Item No.
	mm	pcs	
SKS 12X80 VA4301	M12 x 80	20	6418 27 9
SKS 12X100VA4301	M12 x 100	20	6418 36 8
SKS 12X110VA4301	M12 x 110	20	6418 37 6

Wall and support bracket AW 15




Type	Width	Pack.	Item No.
	mm	pcs	
AW 15 11 VA4301	110	30	6421 00 8
AW 15 21 VA4301	210	30	6421 02 4
AW 15 31 VA4301	310	30	6421 03 2
AW 15 41 VA4301	410	30	6421 03 6
AW 15 51 VA4301	510	20	6421 04 0
AW 15 61 VA4301	610	20	6421 04 4

Wall and support bracket AWG 15




Type	Width	Pack.	Item No.
	mm	pcs	
AWG 15 11VA4301	110	30	6420 62 5
AWG 15 21VA4301	210	30	6420 62 8
AWG 15 31VA4301	310	30	6420 63 1
AWG 15 41VA4301	410	30	6420 63 4
AWG 15 51VA4301	510	20	6420 63 7
AWG 15 61VA4301	610	20	6420 64 0

Wall and support bracket AW 30




Type	Width	Pack.	Item No.
	mm	pcs	
AW 30 11 VA4301	110	1	6442 80 3
AW 30 21 VA4301	210	1	6442 83 8
AW 30 31 VA4301	310	1	6442 85 4
AW 30 41 VA4301	410	1	6442 87 0
AW 30 51 VA4301	510	1	6442 89 7
AW 30 61 VA4301	610	1	6442 91 9

Wall and support bracket AW 55




Type	Width	Pack.	Item No.
	mm	pcs	
AW 55 21 VA4301	210	1	6443 06 3
AW 55 31 VA4301	310	1	6443 06 7
AW 55 41 VA4301	410	1	6443 07 1
AW 55 51 VA4301	510	1	6443 07 5
AW 55 61 VA4301	610	1	6443 07 9
AW 55 71 VA4301	710	1	6443 08 3

Stand-off bracket




Type	Width	Pack.	Item No.
	mm	pcs	
DBL 50 100VA4401	100	10	6015 63 0
DBL 50 200VA4401	200	10	6015 63 2
DBL 50 300VA4401	300	10	6015 63 3
DBL 50 400VA4401	400	10	6015 63 4

Clamping angle




Type	Bolt	F in kN	Pack.	Item No.
		kN	pair	
KWH 5 VA4301	M12 x 40	5.7	5	6355 30 7
KWH 10 VA4301	M12 x 50	5.7	5	6355 31 5
KWH 15 VA4301	M12 x 50	5.7	5	6355 32 3
KWH 20 VA4301	M12 x 60	5.7	5	6355 33 1
KWH 25 VA4301	M12 x 60	5.7	5	6355 35 8

Clamping angle




Type	Bolt	F in kN	Pack.	Item No.
		kN	pair	
KWS 5 VA4301	M12 x 40	5.7	5	6355 40 4
KWS 10 VA4301	M12 x 50	5.7	5	6355 41 2
KWS 15 VA4301	M12 x 50	5.7	5	6355 42 0
KWS 20 VA4301	M12 x 60	5.7	5	6355 43 9
KWS 25 VA4301	M12 x 60	5.7	5	6355 44 7

Support clamp




Type	Flange thickness	For threaded rod	Pack.	Item No.
	mm		pcs	
SSP 6-21 M6 V2A	6-21	M8	25	1486 23 4
SSP 6-21 M8 V2A	6-21	M8	25	1486 28 4

Support clamp




Type	Flange thickness	For threaded rod	Pack.	Item No.
	mm		pcs	
SSP 20-40 M6 V2A	20-40	M8	25	1486 24 2
SSP 20-40 M8 V2A	20-40	M8	25	1486 29 2

Profile rail, slot 16.5 mm




Type	Dimension W x H	Material thickness	Length	Pack.	Item No.
	mm	mm	mm	m	
2068 L 2M VA	35 x 18	1.5	2000	20	1119 70 2
2068 L 6M VA	35 x 18	1.5	6000	6	1119 72 9

Profile rail, slot 18 mm




Type	Dimension W x H	Material thickness	Length	Pack.	Item No.
	mm	mm	mm	m	
CPS 4L 2M VA	40 x 22,5	2	2000	10	1121 96 0
CPS 4L 6M VA	40 x 22,5	2	6000	6	1121 90 1

Profile rail, slot 22 mm




Type	Dimension W x H	Material thickness	Length	Pack.	Item No.
	mm	mm	mm	m	
CPS 5 L 2M VA	50 x 30	3	2000	2	1121 48 0
CPS 5 L 6M VA	50 x 30	3	6000	6	1121 49 9

Slide nut



Type	Thread	Pack.	Item No.
		pcs	
GMH18 M6 VA	M6	50	1146 55 6
GMH18 M8 VA	M8	50	1146 55 8
GMH18 M10 VA	M10	50	1146 56 0
GMH18 M12 VA	M12	50	1146 56 2

Slide nut



Type	Thread	Pack.	Item No.
		pcs	
GMH22 M6 VA	M6	50	1146 64 6
GMH22 M8 VA	M8	50	1146 64 8
GMH22 M10 VA	M10	50	1146 65 0
GMH22 M12 VA	M12	50	1146 65 2



Stainless steel systems, grade 2

Mounting systems

Angle profile		
Type		Item No.
WP 40 65 5000 VA		6373 06 2

End cap				
Type	Colour		Pack.	Item No.
WPK SR OR	Pastel orange		20	6372 88 1
WPK SL OR	Pastel orange		20	6372 89 8

Truss-head bolt with flange nut				
Type	Dimension		Pack.	Item No.
	mm		pcs	
FRSB 6X12 VA4301	M6 x 12		100	6406 13 8
FRSB 6X16 VA4301	M6 x 16		100	6406 18 9
FRSB 6x20 VA4301	M6 x 20		100	6406 20 5

Truss-head bolt with nut and washer				
Type	Dimension		Pack.	Item No.
	mm		pcs	
FRS 6X12 VA4301	M6 x 12		100	6406 52 1
FRS 6X16 VA4301	M6 x 16		100	6406 55 6
FRS 6X20 VA4301	M6 x 20		100	6406 60 2
FRS 8X16 VA4301	M8 x 16		50	6406 69 6
FRS 8X20 VA4301	M8 x 20		50	6406 80 7
FRS 8X25 VA4301	M8 x 25		50	6406 81 5
FRS 8X35 VA4301	M8 x 35		50	6406 82 3
FRS 10X20 VA4301	M10 x 20		50	6406 86 6
FRS 10X25 VA4301	M10 x 25		50	6406 71 8
FRS 10X30 VA4301	M10 x 30		50	6406 72 6
FRS 12X25 VA4301	M12 x 25		25	6406 75 0
FRS 12X30 VA4301	M12 x 30		25	6406 76 9

Threaded rod				
Type	Thread	Length	Pack.	Item No.
		mm	pcs	
2078 M8 1M V2A	M8	1000	50	3141 31 0
2078 M10 1M V2A	M10	1000	25	3141 31 2
2078 M12 1M V2A	M12	1000	20	3141 31 4

Washer				
Type	Thread	Dimension D	Pack.	Item No.
		mm	pcs	
966 M6 VA	M6	12	100	3402 30 4
966 M8 VA	M8	16	100	3402 31 2
966 M10 VA	M10	20	100	3402 32 0
966 M12 VA	M12	24	100	3402 33 9

Flange nut				
Type	Thread		Pack.	Item No.
			pcs	
KM M6 VA4301	M6		100	6408 96 6

Hexagonal nut				
Type	Thread		Pack.	Item No.
			pcs	
DIN 934 M6 VA	M6		100	3397 06 8
DIN 934 M8 VA	M8		100	3397 08 4
DIN 934 M10 VA	M10		100	3397 10 6
DIN 934 M12 VA	M12		100	3397 11 4

Anchor bolt				
Type	Thread		Pack.	Item No.
			pcs	
FAZ II 10/10GS V	M10		50	3498 82 4
FAZ II 12/10 VA	M12		20	3498 85 9

Anchor bolt				
Type	Thread		Pack.	Item No.
			pcs	
FAZ II 810VA4401	M8		50	3498 50 9
FAZ II 830VA4401	M8		50	3498 48 7
FAZ II 10/50 V4A	M10		20	3498 83 5

Hammerset anchor				
Type	Thread		Pack.	Item No.
			pcs	
FZEA II 10X40 VA	M8		100	3492 14 5
FZEA II 12X40 VA	M10		100	3492 15 0
FZEA II 14X40V4A	M12		50	3492 09 7


Drive-in mandrel				
Type			Pack.	Item No.
			pcs	
FZED 10 Plus			1	3492 62 1
FZED 12 Plus			1	3492 66 4

Universal drill				
Type	Bore hole Ø		Pack.	Item No.
	mm		pcs	
FZUB 10X40	10		1	3492 33 8
FZUB 12X40	12		1	3492 36 2

KTS


Cable tray systems

Cable tray RKS-Magic®




Type	Width	Plate thickness	Length	Pack.	Item No.
	mm	mm	mm	m	
RKSM 610 VA4301	100	0.75	3050	3	6047 61 3
RKSM 615 VA4301	150	0.75	3050	3	6047 63 2
RKSM 620 VA4301	200	0.75	3050	3	6047 64 0
RKSM 630 VA4301	300	0.75	3050	3	6047 65 6
RKSM 640 VA4301	400	0.9	3050	3	6047 69 1
RKSM 650 VA4301	500	0.9	3050	3	6047 72 1
RKSM 660 VA4301	600	0.9	3050	3	6047 73 7

Cable tray SKS-Magic®




Type	Width	Plate thickness	Length	Pack.	Item No.
	mm	mm	mm	m	
SKSM 610 VA4301	100	1.5	3050	3	6059 49 0
SKSM 620 VA4301	200	1.5	3050	3	6059 49 4
SKSM 630 VA4301	300	1.5	3050	3	6059 49 6
SKSM 640 VA4301	400	1.5	3050	3	6059 49 8
SKSM 650 VA4301	500	1.5	3050	3	6059 50 0
SKSM 660 VA4301	600	1.5	3050	3	6059 50 2

Cable tray MKS-Magic®




Type	Width	Plate thickness	Length	Pack.	Item No.
	mm	mm	mm	m	
MKSM 110 VA4301	100	1	3050	3	6059 19 0
MKSM 120 VA4301	200	1	3050	3	6059 19 4
MKSM 130 VA4301	300	1	3050	3	6059 19 6
MKSM 140 VA4301	400	1	3050	3	6059 19 8
MKSM 150 VA4301	500	1	3050	3	6059 20 0
MKSM 160 VA4301	600	1	3050	3	6059 20 2

Cable tray MKS-Magic®, unperforated




Type	Width	Plate thickness	Length	Pack.	Item No.
	mm	mm	mm	m	
MKSMU 610 VA4301	100	1	3050	3	6059 26 5
MKSMU 620 VA4301	200	1	3050	3	6059 26 9
MKSMU 630 VA4301	300	1	3050	3	6059 27 1
MKSMU 640 VA4301	400	1	3050	3	6059 27 3
MKSMU 650 VA4301	500	1	3050	3	6059 27 5
MKSMU 660 VA4301	600	1	3050	3	6059 27 7

Cable tray SKS-Magic®, unperforated



Type	Width	Plate thickness	Length	Pack.	Item No.
	mm	mm	mm	m	
SKSMU 610 VA4301	100	1.5	3050	3	6059 72 2
SKSMU 620 VA4301	200	1.5	3050	3	6059 72 6
SKSMU 630 VA4301	300	1.5	3050	3	6059 72 8
SKSMU 640 VA4301	400	1.5	3050	3	6059 73 0
SKSMU 650 VA4301	500	1.5	3050	3	6059 73 2
SKSMU 660 VA4301	600	1.5	3050	3	6059 73 4


Cable tray MKS-Magic®, unperforated



Type	Width	Plate thickness	Length	Pack.	Item No.
	mm	mm	mm	m	
MKSMU 110 VA4301	100	1	3050	3	6059 41 6
MKSMU 120 VA4301	200	1	3050	3	6059 42 0
MKSMU 130 VA4301	300	1	3050	3	6059 42 2
MKSMU 140 VA4301	400	1	3050	3	6059 42 4
MKSMU 150 VA4301	500	1	3050	3	6059 42 6
MKSMU 160 VA4301	600	1	3050	3	6059 42 8


Barrier strip

Barrier strip




Type	Side height	Length	Pack.	Item No.
	mm	mm	m	
TSG 45 VA4301	45	3000	3	6062 02 5

Barrier strip




Type	Side height	Length	Pack.	Item No.
	mm	mm	m	
TSG 60 VA4301	60	3000	3	6062 08 4

Barrier strip




Type	Side height	Length	Pack.	Item No.
	mm	mm	m	
TSG 85 VA4301	85	3000	3	6062 17 3

Barrier strip




Type	Side height	Length	Pack.	Item No.
	mm	mm	m	
TSG 110 VA4301	110	3000	3	6062 25 5

Barrier strip connector



Type	Pack.	Item No.
	pcs	
TSGV VA4310	10	6067 97 0


Clamping piece for barrier strip fastener in RKSM



Type	Pack.	Item No.
	pcs	
KS KR VA4310	30	6062 28 0


Connectors, side height 60

Magic straight connector set




Type	Side height	Width	Pack.	Item No.
	mm	mm	pcs	
KTSMV 610 VA4301	60	100	1	6068 95 8
KTSMV 615 VA4301	60	150	1	6068 96 0
KTSMV 620 VA4301	60	200	1	6068 96 2
KTSMV 630 VA4301	60	300	1	6068 96 4
KTSMV 640 VA4301	60	400	1	6068 96 6
KTSMV 650 VA4301	60	500	1	6068 96 8
KTSMV 660 VA4301	60	600	1	6068 97 0

Straight connector



Type	Side height	Pack.	Item No.
	mm	pcs	
RLVK 60 VA4301	60	10	6067 65 4

Straight and angle connector




Type	Side height	Pack.	Item No.
	mm	pcs	
RWVL 60 VA4301	60	10	6067 66 2



Stainless steel systems, grade 2


Connectors, side height 60

Adjustable connector




Type	Side height	Pack.	Item No.
	mm	pcs	
RGV 60 VA4301	60	10	7082 25 8

Corner connector




Type	Side height	Pack.	Item No.
	mm	pcs	
REV 60 VA4301	60	5	6068 02 2

Moulded part connector, Magic



Type	Width	Pack.	Item No.
	mm	pcs	
FVM 610 VA 4301	100	1	6065 73 0
FVM 615 VA 4301	150	1	6065 73 2
FVM 620 VA 4301	200	1	6065 73 4
FVM 630 VA 4301	300	1	6065 73 6
FVM 640 VA 4301	400	1	6065 73 8
FVM 650 VA 4301	500	1	6065 74 0
FVM 660 VA 4301	600	1	6065 74 2


Reducer / stop-end



Type	Side height	Width	Pack.	Item No.
	mm	mm	pcs	
RWEB 610 VA4301	60	100	1	7109 81 4
RWEB 615 VA4301	60	150	1	7109 81 6
RWEB 620 VA4301	60	200	1	7109 83 0
RWEB 630 VA4301	60	300	1	7109 85 7
RWEB 640 VA4301	60	400	1	7109 87 3
RWEB 650 VA4301	60	500	1	7109 90 3
RWEB 660 VA4301	60	600	1	7109 93 8


Connectors, side height 110

Straight connector




Type	Side height	Pack.	Item No.
	mm	pcs	
RLVL 110 VA4301	110	10	6067 94 8

Articulated connector




Type	Side height	Pack.	Item No.
	mm	pcs	
RGV 110 VA4301	110	4	7082 47 9

Corner connector




Type	Side height	Pack.	Item No.
	mm	pcs	
REV 110 VA4301	110	5	6068 04 9

Magic straight connector set



Type	Width	Pack.	Item No.
	mm	pcs	
KTSMV 110 VA4301	100	1	6069 13 4
KTSMV 120 VA4301	200	1	6069 13 8
KTSMV 130 VA4301	300	1	6069 14 0
KTSMV 140 VA4301	400	1	6069 14 2
KTSMV 150 VA4301	500	1	6069 14 4
KTSMV 160 VA4301	600	1	6069 14 6


Moulded part connector, Magic



Type	Width	Pack.	Item No.
	mm	pcs	
FVM 110 VA 4301	100	1	6065 93 0
FVM 120 VA 4301	200	1	6065 93 4
FVM 130 VA 4301	300	1	6065 93 6
FVM 140 VA 4301	400	1	6065 93 8
FVM 150 VA 4301	500	1	6065 94 0
FVM 160 VA 4301	600	1	6065 94 2


Moulded parts, side height 60

45° Magic bend




Type	Width	Pack.	Item No.
	mm	pcs	
RBM 45 610VA4301	100	1	6041 08 0
RBM 45 615VA4301	150	1	6041 08 2
RBM 45 620VA4301	200	1	6041 08 4
RBM 45 630VA4301	300	1	6041 08 6
RBM 45 640VA4301	400	1	6041 08 8
RBM 45 650VA4301	500	1	6041 09 0
RBM 45 660VA4301	600	1	6041 09 2

90° Magic bend



Type	Width	Pack.	Item No.
	mm	pcs	
RBM 90 610VA4301	100	1	6041 18 0
RBM 90 615VA4301	150	1	6041 18 2
RBM 90 620VA4301	200	1	6041 18 4
RBM 90 630VA4301	300	1	6041 18 6
RBM 90 640VA4301	400	1	6041 18 8
RBM 90 650VA4301	500	1	6041 19 0
RBM 90 660VA4301	600	1	6041 19 2

Magic bend, variable



Type	Dimension L	Width	Plate thickness	Pack.	Item No.
	mm	mm	mm	pcs	
RBMV 610 VA 4301	340	100	1	1	6040 52 0
RBMV 615 VA 4301	420	150	1	1	6040 52 2
RBMV 620 VA 4301	490	200	1	1	6040 52 4
RBMV 630 VA 4301	640	300	1.25	1	6040 52 6
RBMV 640 VA 4301	820	400	1.25	1	6040 52 8
RBMV 650 VA 4301	960	500	1.5	1	6040 53 0
RBMV 660 VA 4301	1120	600	1.5	1	6040 53 2


Moulded parts, side height 60

Magic add-on tee




Type	Width	Pack.	Item No.
	mm	pcs	
RAAM 610 VA4301	100	1	6041 27 0
RAAM 615 VA4301	150	1	6041 27 1
RAAM 620 VA4301	200	1	6041 27 5
RAAM 630 VA4301	300	1	6041 27 7
RAAM 640 VA4301	400	1	6041 27 9
RAAM 650 VA4301	500	1	6041 28 2
RAAM 660 VA4301	600	1	6041 28 4

Magic T branch piece




Type	Width	Pack.	Item No.
	mm	pcs	
RTM 610 VA4301	100	1	6041 36 0
RTM 615 VA4301	150	1	6041 36 3
RTM 620 VA4301	200	1	6041 36 5
RTM 630 VA4301	300	1	6041 36 7
RTM 640 VA4301	400	1	6041 36 9
RTM 650 VA4301	500	1	6041 37 1
RTM 660 VA4301	600	1	6041 37 3

Magic cross-over




Type	Width	Pack.	Item No.
	mm	pcs	
RKM 610 VA4301	100	1	7027 04 1
RKM 615 VA4301	150	1	7027 04 3
RKM 620 VA4301	200	1	7027 04 5
RKM 630 VA4301	300	1	7027 04 7
RKM 640 VA4301	400	1	7027 04 9
RKM 650 VA4301	500	1	7027 05 1
RKM 660 VA4301	600	1	7027 05 3

90° vertical bend, rising




Type	Width	Pack.	Item No.
	mm	pcs	
RBV 610 S VA4301	100	1	7007 10 5
RBV 615 S VA4301	150	1	7007 10 7
RBV 620 S VA4301	200	1	7007 10 9
RBV 630 S VA4301	300	1	7007 11 3
RBV 640 S VA4301	400	1	7007 11 7
RBV 650 S VA4301	500	1	7007 11 9
RBV 660 S VA4301	600	1	7007 12 1

90° vertical bend, falling



Type	Width	Pack.	Item No.
	mm	pcs	
RBV 610 F VA4301	100	1	7007 15 5
RBV 615 F VA4301	150	1	7007 15 6
RBV 620 F VA4301	200	1	7007 15 7
RBV 630 F VA4301	300	1	7007 15 9
RBV 640 F VA4301	400	1	7007 16 1
RBV 650 F VA4301	500	1	7007 16 3
RBV 660 F VA4301	600	1	7007 16 5


90° adjustable vertical bend



Type	Width	Pack.	Item No.
	mm	pcs	
RGBV 610 VA4301	100	1	7138 11 3
RGBV 620 VA4301	200	1	7138 12 1
RGBV 630 VA4301	300	1	7138 14 8
RGBV 640 VA4301	400	1	7138 15 6
RGBV 650 VA4301	500	1	7138 16 4
RGBV 660 VA4301	600	1	7138 17 2


Moulded parts, side height 110

45° Magic bend




Type	Width	Pack.	Item No.
	mm	pcs	
RBM 45 110VA4301	100	1	6041 80 0
RBM 45 120VA4301	200	1	6041 80 2
RBM 45 130VA4301	300	1	6041 80 4
RBM 45 140VA4301	400	1	6041 80 6
RBM 45 150VA4301	500	1	6041 80 8
RBM 45 160VA4301	600	1	6041 81 0

90° Magic bend




Type	Width	Pack.	Item No.
	mm	pcs	
RBM 90 110VA4301	100	1	6041 88 0
RBM 90 120VA4301	200	1	6041 88 2
RBM 90 130VA4301	300	1	6041 88 4
RBM 90 140VA4301	400	1	6041 88 6
RBM 90 150VA4301	500	1	6041 88 8
RBM 90 160VA4301	600	1	6041 89 0

Magic bend, variable




Type	Dimension L	Width	Plate thickness	Pack.	Item No.
	mm	mm	mm	pcs	
RBMV 110 VA 4301	340	100	1	1	6040 72 0
RBMV 120 VA 4301	490	200	1	1	6040 72 4
RBMV 130 VA 4301	640	300	1.25	1	6040 72 6
RBMV 140 VA 4301	820	400	1.25	1	6040 72 8
RBMV 150 VA 4301	960	500	1.5	1	6040 73 0
RBMV 160 VA 4301	1120	600	1.5	1	6040 73 2

Magic add-on tee




Type	Width	Pack.	Item No.
	mm	pcs	
RAAM 110 VA4301	100	1	6041 96 0
RAAM 120 VA4301	200	1	6041 96 2
RAAM 130 VA4301	300	1	6041 96 4
RAAM 140 VA4301	400	1	6041 96 6
RAAM 150 VA4301	500	1	6041 96 8
RAAM 160 VA4301	600	1	6041 97 0

Magic T branch piece



Type	Width	Pack.	Item No.
	mm	pcs	
RTM 110 VA4301	100	1	6042 05 0
RTM 120 VA4301	200	1	6042 05 2
RTM 130 VA4301	300	1	6042 05 4
RTM 140 VA4301	400	1	6042 05 6
RTM 150 VA4301	500	1	6042 06 0
RTM 160 VA4301	600	1	6042 06 2

Magic cross-over




Type	Width	Pack.	Item No.
	mm	pcs	
RKM 110 VA4301	100	1	7027 20 1
RKM 120 VA4301	200	1	7027 20 5
RKM 130 VA4301	300	1	7027 20 7
RKM 140 VA4301	400	1	7027 20 9
RKM 150 VA4301	500	1	7027 21 1
RKM 160 VA4301	600	1	7027 21 3

Stainless steel systems, grade 2


System accessories, side height 60 and 110

Joint plate




Type	Width	Pack.	Item No.
	mm	pcs	
SSLB 100 VA4301	85	20	7070 35 3
SSLB 200 VA4301	185	20	7070 36 1
SSLB 300 VA4301	285	20	7070 36 5
SSLB 400 VA4301	385	20	7070 36 9
SSLB 500 VA4301	485	20	7070 37 3
SSLB 600 VA4301	585	20	7070 38 1

Bottom end plate




Type	Width	Pack.	Item No.
	mm	pcs	
BEB 100 VA4301	100	100	7084 01 3
BEB 150 VA4301	150	100	7084 01 5
BEB 200 VA4301	200	100	7084 04 8
BEB 300 VA4301	300	100	7084 06 4
BEB 400 VA4301	400	100	7084 08 0
BEB 500 VA4301	500	50	7084 10 2
BEB 600 VA4301	600	50	7084 12 9

Mounting plate




Type	Pack.	Item No.
	pcs	
MP UNI VA4301	40	7085 13 3

Cover




Type	Width	Length	Pack.	Item No.
	mm	mm	m	
DRLU 050 VA4301	50	3000	3	6052 82 1
DRLU 100 VA4301	100	3000	3	6052 82 4
DRLU 150 VA4301	150	3000	3	6052 82 8
DRLU 200 VA4301	200	3000	3	6052 83 1
DRLU 300 VA4301	300	3000	3	6052 83 4
DRLU 400 VA4301	400	3000	3	6052 83 7
DRLU 500 VA4301	500	3000	3	6052 84 1
DRLU 600 VA4301	600	3000	3	6052 84 4

Cover clamp, universal




Type	Pack.	Item No.
	pcs	
DKU VA4310	20	6065 60 0

Cover incl. turn-buckle




Type	Width	Length	Pack.	Item No.
	mm	mm	m	
DRL 100 VA4301	100	3000	3	6052 87 8
DRL 150 VA4301	150	3000	3	6052 88 6
DRL 200 VA4301	200	3000	3	6052 89 4
DRL 300 VA4301	300	3000	3	6052 90 8
DRL 400 VA4301	400	3000	3	6052 93 2
DRL 500 VA4301	500	3000	3	6052 95 9
DRL 600 VA4301	600	3000	3	6052 97 5

Turn buckle



Type	Pack.	Item No.
	pcs	
DRLM 316 VA4301	10	6222 35 8

Cover for 45° Magic bend




Type	Width	Pack.	Item No.
	mm	pcs	
DFBM 45 100 V2A	100	1	7138 43 0
DFBM 45 150 V2A	150	1	7138 43 2
DFBM 45 200 V2A	200	1	7138 43 4
DFBM 45 300 V2A	300	1	7138 43 6
DFBM 45 400 V2A	400	1	7138 43 8
DFBM 45 500 V2A	500	1	7138 44 0
DFBM 45 600 V2A	600	1	7138 44 2

Cover for 90° Magic bend




Type	Width	Pack.	Item No.
	mm	pcs	
DFBM 90 100 V2A	100	1	7138 57 0
DFBM 90 150 V2A	150	1	7138 57 2
DFBM 90 200 V2A	200	1	7138 57 4
DFBM 90 300 V2A	300	1	7138 57 6
DFBM 90 400 V2A	400	1	7138 57 8
DFBM 90 500 V2A	500	1	7138 58 0
DFBM 90 600 V2A	600	1	7138 58 2

Cover for variable Magic bend



Type	Width	Pack.	Item No.
	mm	pcs	
DFBMV 100 VA4301	100	1	6040 80 0
DFBMV 150 VA4301	150	1	6040 80 2
DFBMV 200 VA4301	200	1	6040 80 4
DFBMV 300 VA4301	300	1	6040 80 6
DFBMV 400 VA4301	400	1	6040 80 8
DFBMV 500 VA4301	500	1	6040 81 0
DFBMV 600 VA4301	600	1	6040 81 2

Cover for Magic add-on tee



Type	Width	Pack.	Item No.
	mm	pcs	
DFAAM 100 V2A	100	1	7138 72 0
DFAAM 150 V2A	150	1	7138 72 2
DFAAM 200 V2A	200	1	7138 72 4
DFAAM 300 V2A	300	1	7138 72 6
DFAAM 400 V2A	400	1	7138 72 8
DFAAM 500 V2A	500	1	7138 73 0
DFAAM 600 V2A	600	1	7138 73 2

Cover for Magic tee



Type	Width	Pack.	Item No.
	mm	pcs	
DFTM 100 V2A	100	1	7138 86 0
DFTM 150 V2A	150	1	7138 86 2
DFTM 200 V2A	200	1	7138 86 4
DFTM 300 V2A	300	1	7138 86 6
DFTM 400 V2A	400	1	7138 86 8
DFTM 500 V2A	500	1	7138 87 0
DFTM 600 V2A	600	1	7138 87 2

Cover for Magic cross-over



Type	Width	Pack.	Item No.
	mm	pcs	
DFKM 100 V2A	100	1	7139 02 0
DFKM 150 V2A	150	1	7139 02 2
DFKM 200 V2A	200	1	7139 02 4
DFKM 300 V2A	300	1	7139 02 6
DFKM 400 V2A	400	1	7139 02 8
DFKM 500 V2A	500	1	7139 03 0
DFKM 600 V2A	600	1	7139 03 2

Cover for 90° vertical bend, falling



Type	Width	Pack.	Item No.
	mm	pcs	
DBV 100 S VA4301	100	1	7130 90 5
DBV 150 S VA4301	150	1	7130 90 6
DBV 200 S VA4301	200	1	7130 90 7
DBV 300 S VA4301	300	1	7130 90 9
DBV 400 S VA4301	400	1	7130 91 1
DBV 500 S VA4301	500	1	7130 91 3
DBV 600 S VA4301	600	1	7130 91 5


Cover for 90° vertical bend, falling, side height 60



Type	Width	Pack.	Item No.
	mm	pcs	
DBV60100F VA4301	100	1	7130 95 2
DBV60150F VA4301	150	1	7130 95 3
DBV60200F VA4301	200	1	7130 95 4
DBV60300F VA4301	300	1	7130 95 6
DBV60400F VA4301	400	1	7130 95 8
DBV60500F VA4301	500	1	7130 96 0
DBV60600F VA4301	600	1	7130 96 2


Mesh cable tray systems

Mesh cable tray GR-Magic® 35




Type	Width	Wire Ø	Length	Pack.	Item No.
	mm	mm	mm	m	
GRM 35 50VA4301	50	3.9	3000	3	6000 05 4
GRM 35 100VA4301	100	3.9	3000	3	6000 05 5
GRM 35 150VA4301	150	3.9	3000	3	6000 05 6
GRM 35 200VA4301	200	3.9	3000	3	6000 05 7
GRM 35 300VA4301	300	4.8	3000	3	6000 05 9

Mesh cable tray GR-Magic® 55




Type	Width	Wire Ø	Length	Pack.	Item No.
	mm	mm	mm	m	
GRM 55 50VA4301	50	3.9	3000	3	6001 07 0
GRM 55 100VA4301	100	3.9	3000	3	6001 07 2
GRM 55 150VA4301	150	3.9	3000	3	6001 07 4
GRM 55 200VA4301	200	3.9	3000	3	6001 07 6
GRM 55 300VA4301	300	4.8	3000	3	6001 07 8
GRM 55 400VA4301	400	4.8	3000	3	6001 08 0
GRM 55 500VA4301	500	4.8	3000	3	6001 08 2
GRM 55 600VA4301	600	4.8	3000	3	6001 08 5

Mesh cable tray GR-Magic® 105




Type	Width	Wire Ø	Length	Pack.	Item No.
	mm	mm	mm	m	
GRM105 100VA4301	100	3.9	3000	3	6002 45 1
GRM105 150VA4301	150	3.9	3000	3	6002 45 5
GRM105 200VA4301	200	4.8	3000	3	6002 45 7
GRM105 300VA4301	300	4.8	3000	3	6002 46 0
GRM105 400VA4301	400	4.8	3000	3	6002 46 3
GRM105 500VA4301	500	4.8	3000	3	6002 46 6
GRM105 600VA4301	600	4.8	3000	3	6002 46 9

G mesh cable tray Magic, side height 50 mm




Type	Length	Pack.	Item No.
	mm	m	
G-GRM 50 50V2A	3000	3	6005 55 0

G mesh cable tray Magic, side height 75 mm




Type	Length	Pack.	Item No.
	mm	m	
G-GRM 75 50V2A	3000	3	6005 55 3

G mesh cable tray Magic, side height 125 mm



Type	Length	Pack.	Item No.
	mm	m	
G-GRM 125 75V2A	3000	3	6005 55 6


G mesh cable tray Magic, side height 150 mm



Type	Length	Pack.	Item No.
	mm	m	
G-GRM 150 100V2A	3000	3	6005 55 9


Accessories, mesh cable tray systems

Barrier strip




Type	Side height	Length	Pack.	Item No.
	mm	mm	m	
TSG 30 VA4301	30	3000	3	6062 02 5

Separating retainer




Type	Side height	Length	Pack.	Item No.
	mm	mm	m	
TSG 45 VA4301	45	3000	3	6062 02 5

Separating retainer




Type	Side height	Length	Pack.	Item No.
	mm	mm	m	
TSG 85 VA4301	85	3000	3	6062 17 3

Barrier strip connector




Type	Pack.	Item No.
	pcs	
TSGV VA4310	10	6067 97 0

Hold-down clamp for barrier strip fastening




Type	Pack.	Item No.
	pcs	
KS GR VA4310	30	6062 28 2

Quick connector




Type	Width	Pack.	Item No.
	mm	pcs	
GRV 245 VA4404	245	20	6016 68 8

Joint connector




Type	Pack.	Item No.
	pcs	
GSV 34 VA4301	20	6016 64 2

Hold-down clamp




Type	Pack.	Item No.
	pcs	
GKS 34 VA4301	20	6016 83 9

Clamp




Type	Pack.	Item No.
	pcs	
GKT 38 VA4301	20	6017 04 5

Clamp




Type	Pack.	Item No.
	pcs	
GKB 34 VA	20	6016 67 6

Beam clamp, vertical



Type	Pack.	Item No.
	pcs	
BFK 132 58VA4301	10	6003 87 1

Fastening clamp, vertical




Type	Pack.	Item No.
	pcs	
BFK 166 58 20V2A	10	6003 87 7



Stainless steel systems, grade 2


Accessories, mesh cable tray systems

Beam clamp, horizontal




Type	Pack.	Item No.
BFK 153 33VA4301	10 pcs	6003 87 3

Fastening clamp, horizontal




Type	Pack.	Item No.
BFK 187 33VA4301	10 pcs	6003 87 9

Hook screw




Type	Thread	Pack.	Item No.
HS M6 VA4567	M6	100 pcs	1154 99 0

Flange nut




Type	Thread	Pack.	Item No.
KM M6 VA4301	M6	100 pcs	6408 96 6

Corner connector




Type	Pack.	Item No.
GEV 36 VA4301	20 pcs	6016 73 1

Wall clamp / central hanger




Type	Pack.	Item No.
K12 1818 VA4301	25 pcs	6016 42 1

Wall clamp for GRM 35 50




Type	Side height	Width	Pack.	Item No.
	mm	mm	pcs	
WH GRM35 VA4401	35	50	10	6016 44 5

Side holder




Type	Pack.	Item No.
SH M10 VA4401	20 pcs	6015 34 0

Threaded rod




Type	Thread	Length	Pack.	Item No.
		mm	pcs	
2078 M8 1M V2A	M8	1000	50	3141 31 0
2078 M10 1M V2A	M10	1000	25	3141 31 2
2078 M12 1M V2A	M12	1000	20	3141 31 4

Central hanger




Type	Dimension B	Pack.	Item No.
	mm	pcs	
GMS 170 VA4404	170	25	6015 41 8
GMS 270 VA4404	270	25	6015 41 9
GMS 370 VA4404	370	25	6015 42 0
GMS 470 VA4404	470	10	6015 42 1
GMS 570 VA4404	570	10	6015 42 2

Wall bracket / mounting plate




Type	Pack.	Item No.
MPG 65 VA4404	30 pcs	6006 48 8
MPG 90 VA4404	30 pcs	6006 48 9

Drop-out plate




Type	Pack.	Item No.
KAB GR VA 1.4301	10 pcs	6220 14 5

Cover




Type	Width	Length	Pack.	Item No.
	mm	mm	m	
DRLU 050 VA4301	50	3000	3	6052 82 1
DRLU 100 VA4301	100	3000	3	6052 82 4
DRLU 150 VA4301	150	3000	3	6052 82 8
DRLU 200 VA4301	200	3000	3	6052 83 1
DRLU 300 VA4301	300	3000	3	6052 83 4
DRLU 400 VA4301	400	3000	3	6052 83 7
DRLU 500 VA4301	500	3000	3	6052 84 1
DRLU 600 VA4301	600	3000	3	6052 84 4

Cover clamp, universal




Type	Pack.	Item No.
DKU VA4310	20 pcs	6065 60 0

C mesh cable tray




Type	Width	Wire Ø	Length	Pack.	Item No.
	mm	mm	mm	m	
CGR 50 50 VA4301	50	4.5	3000	3	6016 20 0
CGR 50 100VA4301	100	4.5	3000	3	6016 23 5
CGR 50 200VA4301	200	4.5	3000	3	6016 25 1
CGR 50 300VA4301	300	4.5	3000	3	6016 25 3
CGR 50 400VA4301	400	4.5	3000	3	6016 25 5

Joint connector




Type	Pack.	Item No.
GSV 34 VA4301	20 pcs	6016 64 2

Clamp




Type	Pack.	Item No.
GKS 34 VA4301	20 pcs	6016 83 9

45° mounting angle




Type	Pack.	Item No.
MW 45 SL10VA4301	20 pcs	6017 33 9


Accessories, mesh cable tray systems

 **90° mounting angle**

Type	Pack.	Item No.
	pcs	
MW 90 SL17VA4301	20	6016 27 8
MW 90 SL23VA4301	20	6016 30 8

 **Clamp**

Type	Pack.	Item No.
	pcs	
KS 23 35 VA4301	20	6016 52 9

 **Identification clip**


Type	Colour	Pack.	Item No.
		pcs	
KS GR LGR	Light grey	10	6017 71 0
KS GR VKG	Traffic grey B	10	6017 71 1
KS GR OR	Pastel orange	10	6017 71 2
KS GR ZGB	Zinc yellow	10	6017 71 3
KS GR LBL	Light blue	10	6017 71 4
KS GR SGN	Signal green	10	6017 71 5



Stainless steel systems, grade 2


Cable ladder systems

Cable ladder LG 60




Type	Width	Length	Pack.	Item No.
	mm	mm	m	
LG 620 VS6VA4301	200	6000	6	6208 70 0
LG 630 VS6VA4301	300	6000	6	6208 70 3
LG 640 VS6VA4301	400	6000	6	6208 70 6
LG 650 VS6VA4301	500	6000	6	6208 70 9
LG 660 VS6VA4301	600	6000	6	6208 71 2

End cap




Type	Colour	Pack.	Item No.
SKH 60 OR	Pastel orange	40	6222 53 7

Straight connector




Type	Side height	Pack.	Item No.
	mm	pcs	
LVG 60 VA4301	60	10	6208 84 6

Angle connector




Type	Side height	Pack.	Item No.
	mm	pcs	
LWVG 60 VA4301	60	10	6208 89 8

Adjustable connector




Type	Side height	Pack.	Item No.
	mm	pcs	
LGVG 60 VA4301	60	10	6208 94 7

Connector




Type	Pack.	Item No.
	pcs	
LAS 60 VA4301	10	6221 38 6

Barrier strip




Type	Side height	Length	Pack.	Item No.
	mm	mm	m	
TSG 45 VA4301	45	3000	3	6062 02 5

Barrier strip connector




Type	Pack.	Item No.
	pcs	
TSGV VA4310	10	6067 97 0

Hold-down clamp for barrier strip fastening




Type	Pack.	Item No.
	pcs	
KS KL VA4310	30	6062 28 4

90° bend




Type	Width	Pack.	Item No.
	mm	pcs	
LBI 90 620 VS VA	200	1	7160 04 6
LBI 90 630 VS VA	300	1	7160 05 4
LBI 90 640 VS VA	400	1	7160 06 2
LBI 90 650 VS VA	500	1	7160 08 9
LBI 90 660 VS VA	600	1	7160 09 7

Tee




Type	Width	Pack.	Item No.
	mm	pcs	
LT 620 VS VA4301	200	1	7162 02 2
LT 630 VS VA4301	300	1	7162 04 9
LT 640 VS VA4301	400	1	7162 05 7
LT 650 VS VA4301	500	1	7162 07 3
LT 660 VS VA4301	600	1	7162 08 1

Hold-down clamp




Type	Pack.	Item No.
	pcs	
LKS 40 VA4301	10	6017 13 4

Support




Type	Pack.	Item No.
	pcs	
LAL 70 VA4301	20	6221 01 7

Beam clamp for cable ladders




Type	Pack.	Item No.
	pcs	
KLL 32 VA4301	10	6221 06 3

Beam clamp for cable ladders




Type	Pack.	Item No.
	pcs	
KLL 52 VA4301	10	6221 07 3

Drop-out plate




Type	Width	Pack.	Item No.
	mm	pcs	
LAB 20 VA4301	200	20	7164 01 7
LAB 30 VA4301	300	25	7164 02 5
LAB 40 VA4301	400	25	7164 03 3
LAB 50 VA4301	500	15	7164 04 1
LAB 60 VA4301	600	15	7164 06 8

Cover incl. turn-buckle



Type	Width	Length	Pack.	Item No.
	mm	mm	m	
DRL 200 VA4301	200	3000	3	6052 89 4
DRL 300 VA4301	300	3000	3	6052 90 8
DRL 400 VA4301	400	3000	3	6052 93 2
DRL 500 VA4301	500	3000	3	6052 95 9
DRL 600 VA4301	600	3000	3	6052 97 5


Turn buckle



Type	Pack.	Item No.
	pcs	
DRLM 316 VA4301	10	6222 35 8


Cable ladder systems

Cover for spaced fitting



Type	Width	Plate thickness	Length	Pack.	Item No.
	mm	mm	mm	m	
DRL FAM 230 V2A	230	1.5	3000	3	6051 19 2
DRL FAM 330 V2A	330	1.5	3000	3	6051 19 4
DRL FAM 430 V2A	430	1.5	3000	3	6051 19 6
DRL FAM 530 V2A	530	1.5	3000	3	6051 19 8
DRL FAM 630 V2A	630	1.5	3000	3	6051 20 0

Spacer




Type	Side height	Pack.	Weight	Item No.
	mm	pcs	kg/100 pcs.	
AH 35 VA4301	35	8	14.100	6065 47 5



Stainless steel systems, grade 2


Wide span systems

Wide span cable tray WKSG 110




Type	Width	Length	Pack.	Item No.
	mm	mm	m	
WKSG 120 VA 4301	200	6000	6	6098 16 1
WKSG 130 VA 4301	300	6000	6	6098 16 5
WKSG 140 VA 4301	400	6000	6	6098 16 9
WKSG 150 VA 4301	500	6000	6	6098 17 3
WKSG 160 VA 4301	600	6000	6	6098 17 7

Straight connector




Type	Side height	Pack.	Item No.
	mm	pcs	
WRVL 110 VA4301	110	2	6091 22 9

Angle connector




Type	Side height	Pack.	Item No.
	mm	pcs	
WRWVK 110 VA4301	110	2	6091 39 3

Adjustable connector




Type	Side height	Pack.	Item No.
	mm	pcs	
WRGV 110 VA4301	110	2	6091 33 8

Barrier strip




Type	Side height	Length	Pack.	Item No.
	mm	mm	m	
TSG 85 VA4301	85	3000	3	6062 17 3

Barrier strip




Type	Side height	Length	Pack.	Item No.
	mm	mm	m	
TSG 110 VA4301	110	3000	3	6062 25 5

Barrier strip connector




Type	Pack.	Item No.
	pcs	
TSGV VA4310	10	6067 97 0

Hold-down clamp for barrier strip fastening




Type	Pack.	Item No.
	pcs	
KS KL VA4310	30	6062 28 4

Add-on corner




Type	Side height	Pack.	Item No.
	mm	pcs	
WEAS 110 VA4301	110	1	6098 48 3

Joint plate




Type	Width	Pack.	Item No.
	mm	pcs	
SSLB 200 VA4301	185	20	7070 36 1
SSLB 300 VA4301	285	20	7070 36 5
SSLB 400 VA4301	385	20	7070 36 9
SSLB 500 VA4301	485	20	7070 37 3
SSLB 600 VA4301	585	20	7070 38 1

Wide span cable tray WKSG 160




Type	Width	Length	Pack.	Item No.
	mm	mm	m	
WKSG 162 VA 4301	200	6000	6	6098 57 1
WKSG 163 VA 4301	300	6000	6	6098 57 3
WKSG 164 VA 4301	400	6000	6	6098 57 5
WKSG 165 VA 4301	500	6000	6	6098 57 7
WKSG 166 VA 4301	600	6000	6	6098 57 9

Straight connector




Type	Side height	Pack.	Item No.
	mm	pcs	
WRVL 160 VA4301	160	2	6227 72 4

Straight and angle connector




Type	Side height	Pack.	Item No.
	mm	pcs	
WRWVK 160 VA4301	160	2	6227 83 6

45° angle connector, horizontal




Type	Side height	Pack.	Item No.
	mm	pcs	
WRWV 160 I V2A	160	1	6227 91 4

45° angle connector, horizontal




Type	Side height	Pack.	Item No.
	mm	pcs	
WRWV 160 A V2A	160	1	6227 86 8

Adjustable connector




Type	Side height	Pack.	Item No.
	mm	pcs	
WRGV 160 VA4301	160	2	6227 96 5

Add-on corner



Type	Side height	Pack.	Item No.
	mm	pcs	
WEAS 160 VA4301	160	1	6098 86 8


Joint plate



Type	Width	Pack.	Item No.
	mm	pcs	
SSLB 200 VA4301	185	20	7070 36 1
SSLB 300 VA4301	285	20	7070 36 5
SSLB 400 VA4301	385	20	7070 36 9
SSLB 500 VA4301	485	20	7070 37 3
SSLB 600 VA4301	585	20	7070 38 1


Wide span systems

Wide span cable ladder WKLG 110




Type	Width	Length	Pack.	Item No.
	mm	mm	m	
WKLG 1120 VA4301	200	6000	6	6311 20 2
WKLG 1130 VA4301	300	6000	6	6311 20 6
WKLG 1140 VA4301	400	6000	6	6311 21 0
WKLG 1150 VA4301	500	6000	6	6311 21 4
WKLG 1160 VA4301	600	6000	6	6311 21 8

End cap




Type	Colour	Pack.	Item No.
		pair	
SKHW 110 OR	Pastel orange	20	6310 39 8

Insert plate




Type	Width	Length	Pack.	Item No.
	mm	mm	m	
ELB-L20 VA4301	200	3000	3	6103 61 4
ELB-L30 VA4301	300	3000	3	6103 61 8
ELB-L40 VA4301	400	3000	3	6103 62 2
ELB-L50 VA4301	500	3000	3	6103 62 6
ELB-L60 VA4301	600	3000	3	6103 63 0

Straight connector




Type	Side height	Pack.	Item No.
	mm	pcs	
WRVL 110 VA4301	110	2	6091 22 9

Angle connector




Type	Side height	Pack.	Item No.
	mm	pcs	
WRWVK 110 VA4301	110	2	6091 39 3

Adjustable connector




Type	Side height	Pack.	Item No.
	mm	pcs	
WRGV 110 VA4301	110	2	6091 33 8

Barrier strip




Type	Side height	Length	Pack.	Item No.
	mm	mm	m	
TSG 85 VA4301	85	3000	3	6062 17 3

Barrier strip




Type	Side height	Length	Pack.	Item No.
	mm	mm	m	
TSG 110 VA4301	110	3000	3	6062 25 5

Barrier strip connector




Type	Pack.	Item No.
	pcs	
TSGV VA4310	10	6067 97 0

Hold-down clamp for barrier strip fastening




Type	Pack.	Item No.
	pcs	
KS KL VA4310	30	6062 28 4

Add-on corner




Type	Side height	Pack.	Item No.
	mm	pcs	
WEAS 110 VA4301	110	1	6098 48 3

90° bend




Type	Width	Pack.	Item No.
	mm	pcs	
WLB 90 112VA4301	200	1	6312 53 9
WLB 90 113VA4301	300	1	6312 54 1
WLB 90 114VA4301	400	1	6312 54 3
WLB 90 115VA4301	500	1	6312 54 5
WLB 90 116VA4301	600	1	6312 54 7

Tee




Type	Width	Pack.	Item No.
	mm	pcs	
WLT 1120 VA4301	200	1	6312 80 2
WLT 1130 VA4301	300	1	6312 80 4
WLT 1140 VA4301	400	1	6312 80 6
WLT 1150 VA4301	500	1	6312 80 8
WLT 1160 VA4301	600	1	6312 81 0

Hold-down clamp




Type	Pack.	Item No.
	pcs	
LKS 60 4 VA4301	10	6221 13 0

Cover incl. turn-buckles




Type	Width	Length	Pack.	Item No.
	mm	mm	m	
WDRL 1116 20 V2A	200	3000	3	6227 36 0
WDRL 1116 30 V2A	300	3000	3	6227 36 2
WDRL 1116 40 V2A	400	3000	3	6227 36 4
WDRL 1116 50 V2A	500	3000	3	6227 36 6
WDRL 1116 60 V2A	600	3000	3	6227 36 8

Cover for spaced fitting



Type	Width	Plate thickness	Length	Pack.	Item No.
	mm	mm	mm	m	
DRL FAM 230 V2A	230	1.5	3000	3	6051 19 2
DRL FAM 330 V2A	330	1.5	3000	3	6051 19 4
DRL FAM 430 V2A	430	1.5	3000	3	6051 19 6
DRL FAM 530 V2A	530	1.5	3000	3	6051 19 8
DRL FAM 630 V2A	630	1.5	3000	3	6051 20 0

Spacer



Type	Side height	Pack.	Weight	Item No.
	mm	pcs	kg/100 pcs.	
AH 35 VA4301	35	8	14.100	6065 47 5



Stainless steel systems, grade 2

Vertical ladder systems

Vertical cable ladder					
Type	Width	Length	Pack.	Item No.	
	mm	mm			
LG 620 VS6VA4301	200	6000	6	6208 70 0	
LG 630 VS6VA4301	300	6000	6	6208 70 3	
LG 640 VS6VA4301	400	6000	6	6208 70 6	
LG 650 VS6VA4301	500	6000	6	6208 70 9	
LG 660 VS6VA4301	600	6000	6	6208 71 2	

End cap				
Type	Colour		Pack.	Item No.
SKH 60 OR	Pastel orange		40	6222 53 7

Straight connector				
Type	Side height		Pack.	Item No.
	mm		pcs	
LVG 60 VA4301	60		10	6208 84 6

Angle connector				
Type	Side height		Pack.	Item No.
	mm		pcs	
LWVG 60 VA4301	60		10	6208 89 8

Adjustable connector				
Type	Side height		Pack.	Item No.
	mm		pcs	
LGVG 60 VA4301	60		10	6208 94 7

Wall bracket				
Type			Pack.	Item No.
			pcs	
WB 30 75 VA4301			10	6019 66 8

Mounting angle				
Type			Pack.	Item No.
			pcs	
BW 60 40 VA4301			10	6019 58 7

U clamp					
Type	Clamping range D	For rail with slot width		Pack.	Item No.
	mm	mm		pcs	
2056 12 VA	8-12	16-17		50	1159 51 8
2056 16 VA	12-16	16-17		50	1159 52 6
2056 22 VA	16-22	16-17		50	1159 53 4
2056 28 VA	22-28	16-17		50	1159 54 2
2056 34 VA	28-34	16-17		50	1159 55 0
2056 40 VA	34-40	16-17		25	1159 56 9
2056 46 VA	40-46	16-17		25	1159 57 7
2056 52 VA	46-52	16-17		25	1159 58 5
2056 58 VA	52-58	16-17		25	1159 59 3
2056 64 VA	58-64	16-17		15	1159 60 7
2056 70 VA	64-70	16-17		15	1159 61 5
2056 76 VA	70-76	16-17		10	1159 62 3


U clamp					
Type	Clamping range D	For rail with slot width		Pack.	Item No.
	mm	mm		pcs	
2056 M 12 VA	8-12	16-17		50	1159 71 2
2056 M 16 VA	12-16	16-17		50	1159 71 6
2056 M 22 VA	16-22	16-17		50	1159 72 2
2056 M 28 VA	22-28	16-17		25	1159 72 8
2056 M 34 VA	28-34	16-17		25	1159 73 4
2056 M 40 VA	34-40	16-17		25	1159 74 0
2056 M 46 VA	40-46	16-17		25	1159 74 6
2056 M 52 VA	46-52	16-17		25	1159 75 2
2056 M 58 VA	52-58	16-17		15	1159 75 8
2056 M 64 VA	58-64	16-17		15	1159 76 4
2056 M 70 VA	64-70	16-17		15	1159 77 0
2056 M 76 VA	70-76	16-17		10	1159 77 6

U clamp					
Type	Clamping range D	For rail with slot width		Pack.	Item No.
	mm	mm		pcs	
2056 M2 12 VA	8-12	16-17		50	1161 91 2
2056 M2 16 VA	12-16	16-17		50	1161 91 6
2056 M2 22 VA	16-22	16-17		50	1161 92 2
2056 M2 28 VA	22-28	16-17		50	1161 92 8
2056 M2 34 VA	28-34	16-17		50	1161 93 4
2056 M2 40 VA	34-40	16-17		25	1161 94 0
2056 M2 46 VA	40-46	16-17		25	1161 94 6
2056 M2 52 VA	46-52	16-17		25	1161 95 2
2056 M2 58 VA	52-58	16-17		25	1161 95 8
2056 M2 64 VA	58-64	16-17		15	1161 96 4

U clamp					
Type	Clamping range D	For rail with slot width		Pack.	Item No.
	mm	mm		pcs	
2056U 12 VA	8-12	18-22		50	1178 50 4
2056U 16 VA	12-16	18-22		50	1178 51 2
2056U 22 VA	16-22	18-22		50	1178 52 0
2056U 28 VA	22-28	18-22		50	1178 53 9
2056U 34 VA	28-34	18-22		50	1178 54 7
2056U 40 VA	34-40	18-22		25	1178 55 5
2056U 46 VA	40-46	18-22		25	1178 56 3
2056U 52 VA	46-52	18-22		25	1178 57 1
2056U 58 VA	52-58	18-22		25	1178 58 8
2056U 64 VA	58-64	18-22		15	1178 60 1
2056U 70 VA	64-70	18-22		15	1178 62 8
2056U 76 VA	70-76	18-22		10	1178 63 6


Modular systems

AZ channel




Type	Width	Side height	Length	Pack.	Item No.
	mm	mm	mm	m	
AZK 050 VA4301	50	50	3000	12	6075 15 0

AZ channel




Type	Width	Side height	Length	Pack.	Item No.
	mm	mm	mm	m	
AZK 100 VA4301	100	50	3000	6	6075 30 4

AZ channel




Type	Width	Side height	Length	Pack.	Item No.
	mm	mm	mm	m	
AZK 150 VA4301	150	50	3000	6	6075 33 0

AZ channel




Type	Width	Side height	Length	Pack.	Item No.
	mm	mm	mm	m	
AZK 200 VA4301	200	50	3000	6	6075 35 5

AZ channel




Type	Width	Side height	Length	Pack.	Item No.
	mm	mm	mm	m	
AZK 300 VA4301	300	50	3000	6	6075 38 0

Straight connector




Type	Pack.	Item No.
	pcs	
VF AZK 50 VA4301	25	6066 62 9

Straight and angle connector




Type	Pack.	Item No.
	pcs	
VF AZK VA4301	10	6066 56 9

Suspension bracket




Type	Pack.	Item No.
	pcs	
AHB 50 D4 VA4401	50	6066 50 8

Suspension bracket




Type	Pack.	Item No.
	pcs	
AHB 100 D5VA4401	50	6066 51 4

Cable protection ring




Type	Colour	for perforation	Pack.	Item No.
		mm	pcs	
KSR-910 PE	Light grey	20 x 58	25	6066 71 2

Cable protection ring




Type	Colour	for perforation	Pack.	Item No.
		mm	pcs	
KSR-915 PE	Light grey	28 x 58	25	6066 70 4

Cable protection ring




Type	Colour	for perforation	Pack.	Item No.
		mm	pcs	
KSR-920 PE	Light grey	62 x 62	25	6066 69 6

Cable protection ring




Type	Colour	for perforation	Pack.	Item No.
		mm	pcs	
KSR-925 PE	Light grey	105 x 62	25	6066 68 8

Cover incl. turn buckle




Type	Width	Length	Pack.	Item No.
	mm	mm	m	
AZDMD 50 VA4301	53	3000	30	6080 19 7
AZDMD 100 VA4301	103	3000	3	6080 29 4
AZDMD 150 VA4301	153	3000	3	6080 87 0
AZDMD 200 VA4301	203	3000	3	6080 89 5
AZDMD 300 VA4301	303	3000	3	6080 92 0

Turn-buckle




Type	Pack.	Item No.
	pcs	
AZDR 50 VA4301	10	6065 30 9

Turn-buckle




Type	Pack.	Item No.
	pcs	
AZDR 100 VA4301	10	6065 31 7

BKK basic profile




Type	Dimension	Length	Pack.	Item No.
	mm	mm	m	
BKK 104 VA4301	104 x 25	3000	3	6070 77 9

BKK basic profile




Type	Dimension	Length	Pack.	Item No.
	mm	mm	m	
BKK 150 VA4301	150 x 25	3000	3	6070 78 7

BKK basic profile




Type	Dimension	Length	Pack.	Item No.
	mm	mm	m	
BKK 200 VA4301	200 x 25	3000	3	6070 79 5

Joint connector



Type	Pack.	Item No.
	pcs	
SSV VA4301	25	6066 05 4

Adjustable connector




Type	Pack.	Item No.
	pcs	
SV VA4301	50	6066 93 3



Stainless steel systems, grade 2

Modular systems

 Truss-head bolt with flange nut				
Type	Dimension		Pack.	Item No.
	mm		pcs	
FRSB 6X12 VA4301	M6 x 12		100	6406 13 8
FRSB 6X16 VA4301	M6 x 16		100	6406 18 9

KTS







Stainless steel systems, V4A



Mounting systems

Ceiling bracket				
Type	Width	Pack.	Item No.	
	mm	pcs		
AHB 100 VA4571	100	1	6363 90 5	
AHB 150 VA4571	150	1	6363 90 9	
AHB 200 VA4571	200	1	6363 91 3	
AHB 300 VA4571	300	1	6363 94 0	
AHB 400 VA4571	400	1	6363 94 8	

Ceiling brackets					
Type	Width	Length	Pack.	Item No.	
	mm	mm	pcs		
DB VA 4571	40	80	10	6356 11 3	

Side holder, universal			
Type	Pack.	Item No.	
	pcs		
SHU M12 VA4571	50	6015 32 8	

Support clamp				
Type	Flange thickness	For threaded rod	Pack.	Item No.
	mm		pcs	
SSP 6-21 M6 V4A	6-21	M8	25	1486 23 6
SSP 6-21 M8 V4A	6-21	M8	25	1486 28 6

Support clamp				
Type	Flange thickness	For threaded rod	Pack.	Item No.
	mm		pcs	
SSP 20-40 M6 V4A	20-40	M8	25	1486 24 4
SSP 20-40 M8 V4A	20-40	M8	25	1486 29 4

US 3 support				
Type	Length	Pack.	Item No.	
	mm	pcs		
US 3 K 20VA4571	200	1	6342 37 5	
US 3 K 30VA4571	300	1	6342 53 0	
US 3 K 40VA4571	400	1	6342 37 9	
US 3 K 50VA4571	500	1	6342 38 1	
US 3 K 60VA4571	600	1	6342 38 9	
US 3 K 70VA4571	700	1	6342 39 1	
US 3 K 80VA4571	800	1	6342 39 3	
US 3 K 90VA4571	900	1	6342 39 5	
US 3 K 100VA4571	1000	1	6342 39 7	
US 3 K 110 VA4571	1100	1	6342 39 6	
US 3 K 120 VA4571	1200	1	6342 39 8	

End cap				
Type	Colour	Pack.	Item No.	
		pcs		
US 3 KS OR	Pastel orange	20	6338 45 8	

US 3 support				
Type	Length	Pack.	Item No.	
	mm	pcs		
US 3 30 VA4571	300	1	6342 48 5	
US 3 50 VA4571	500	1	6342 48 8	
US 3 100 VA4571	1000	1	6342 49 1	
US 3 150 VA4571	1500	1	6342 49 4	
US 3 200 VA4571	2000	1	6342 49 7	
US 3 600 VA4571	6000	1	6342 50 5	

U support connector			
Type	Pack.	Item No.	
	pcs		
VUS 3 VA4571	1	6018 52 0	

Spacer			
Type	Pack.	Item No.	
	pcs		
DSK 25 VA4571	10	6416 45 0	

Head plate			
Type	Pack.	Item No.	
	pcs		
KU 3 VA4571	10	6348 87 7	

Head plate, variable			
Type	Pack.	Item No.	
	pcs		
KU 3 V VA4571	20	6348 88 5	

Truss-head bolt				
Type	Thread	Length	Pack.	Item No.
		mm	pcs	
FRS 10X20 VA4401	M10 x 20	20	50	6406 87 0

Hexagonal bolt				
Type	Dimension	Pack.	Item No.	
	mm	pcs		
SKS 10X80 VA4401	M10 x 80	20	6418 24 8	


US 5 support				
Type	Length	Pack.	Item No.	
	mm	pcs		
US 5 K 20 VA4571	200	1	6341 20 9	
US 5 K 30 VA4571	300	1	6341 21 3	
US 5 K 40 VA4571	400	1	6341 21 7	
US 5 K 50 VA4571	500	1	6341 22 1	
US 5 K 60 VA4571	600	1	6341 22 5	
US 5 K 70 VA4571	700	1	6341 22 8	
US 5 K 80 VA4571	800	1	6341 23 3	
US 5 K 90 VA4571	900	1	6341 23 7	
US 5 K 100VA4571	1000	1	6341 24 1	
US 5 K 110VA4571	1100	1	6341 24 5	
US 5 K 120VA4571	1200	1	6341 24 9	



Stainless steel systems, V4A


Mounting systems

U support connector




Type	Pack.	Item No.
	pcs	
VUS 5 VA4571	10	6018 50 9

End cap




Type	Colour	Pack.	Item No.
		pcs	
US 5 KS OR	Pastel orange	20	6338 46 2

US 5 support




Type	Length	Pack.	Item No.
	mm	pcs	
US 5 30 VA4571	300	1	6341 05 3
US 5 40 VA4571	400	1	6341 05 5
US 5 50 VA4571	500	1	6341 05 7
US 5 60 VA4571	600	1	6341 05 9
US 5 80 VA4571	800	1	6341 06 3
US 5 90 VA4571	900	1	6341 06 5
US 5 300 VA4571	3000	1	6341 07 3

Spacer




Type	Pack.	Item No.
	pcs	
DSK 45 VA4571	10	6416 46 2

Head plate




Type	Pack.	Item No.
	pcs	
KU 5 V VA4571	4	6348 92 7

Spacer




Type	Pack.	Item No.
	pcs	
DSK 47 VA4571	10	6416 51 1

Hexagonal bolt




Type	Dimension	Pack.	Item No.
	mm	pcs	
SKS 10X80 VA4401	M10 x 80	20	6418 24 8

Wall and support bracket AW 15




Type	Width	Pack.	Item No.
	mm	pcs	
AW 15 11 VA4571	110	30	6392 00 8
AW 15 21 VA4571	210	30	6392 01 6
AW 15 31 VA4571	310	30	6392 02 4
AW 15 41 VA4571	410	30	6392 03 2
AW 15 51 VA4571	510	20	6392 04 0
AW 15 61 VA4571	610	20	6392 05 9

Wall and support bracket AWG 15




Type	Width	Pack.	Item No.
	mm	pcs	
AWG 15 11 VA4571	110	30	6420 64 2
AWG 15 21 VA4571	210	30	6420 64 4
AWG 15 31VA4571	310	30	6420 64 6
AWG 15 41 VA4571	410	30	6420 64 8
AWG 15 51 VA4571	510	20	6420 65 0
AWG 15 61 VA4571	610	20	6420 65 2

Wall and support bracket AW 30




Type	Width	Pack.	Item No.
	mm	pcs	
AW 30 11 VA4571	110	1	6443 61 5
AW 30 21 VA4571	210	1	6443 31 1
AW 30 31 VA4571	310	1	6443 62 1
AW 30 41 VA4571	410	1	6443 34 6
AW 30 51 VA4571	510	1	6443 62 5
AW30 56 VA4571	560	1	6443 62 6
AW 30 61 VA4571	610	1	6443 62 7

Wall and support bracket AW 55




Type	Width	Pack.	Item No.
	mm	pcs	
AW 55 21 VA4571	210	1	6418 55 7
AW 55 31 VA4571	310	1	6418 57 3
AW 55 41 VA4571	410	1	6418 60 1
AW 55 51 VA4571	510	1	6418 62 2
AW 55 61 VA4571	610	1	6418 63 8

Wall bracket, variable AWVL




Type	Width	Pack.	Item No.
	mm	pcs	
AWVL 11 VA4571	170	5	6419 51 9
AWVL 16 VA4571	220	5	6419 52 0
AWVL 21 VA4571	270	5	6419 52 1
AWVL 31 VA4571	370	5	6419 52 2
AWVL 41 VA4571	470	5	6419 52 3

Wall bracket, variable AWV




Type	Width	Pack.	Item No.
	mm	pcs	
AWV 21 VA4571	255	5	6419 64 0
AWV 31 VA4571	355	5	6419 64 2
AWV 41 VA4571	455	5	6419 64 4
AWV 51 VA4571	555	5	6419 64 6
AWV 61 VA4571	655	5	6419 64 8

Stand-off bracket



Type	Width	Pack.	Item No.
	mm	pcs	
DBL 50 100VA4401	100	10	6015 63 0
DBL 50 200VA4401	200	10	6015 63 2
DBL 50 300VA4401	300	10	6015 63 3
DBL 50 400VA4401	400	10	6015 63 4

Truss-head bolt with flange nut



Type	Dimension	Pack.	Item No.
	mm	pcs	
FRSB 6X12 VA4401	M6 x 12	100	6406 14 2
FRSB 6X16 VA4401	M6 x 16	100	6406 19 3
FRSB 6x20 VA4401	20	100	6406 20 7

Mounting systems

Flange nut				
Type	Thread		Pack.	Item No.
			pcs	
KM M6 VA4401	M 6		100	6408 97 0
KM M8 VA4401	M 8		100	6408 92 0
KM M10 VA4401	M 10		100	6408 93 0
KM M12 VA4401	M 12		100	6408 94 0

Truss-head bolt with nut and washer					
Type	Thread	Length		Pack.	Item No.
		mm		pcs	
FRS 6X12 VA4401	M6 x 12	12		100	6406 56 4
FRS 6X16 VA4401	M6 x 16	16		100	6406 58 0
FRS 6X20 VA4401	M6 x 20	20		100	6406 61 0
FRS 10X20 VA4401	M10 x 20	20		50	6406 87 0
FRS 10x25 VA4401	M 10	25		50	6407 52 4
FRS 10X20SVA4401	M10 x 20	20		50	6406 87 2
FRS 12X25 VA4401	M12	25		25	6406 78 5

Anchor bolt				
Type	Thread		Pack.	Item No.
			pcs	
FAZ II 810VA4401	M8		50	3498 50 9
FAZ II 830VA4401	M8		50	3498 48 7
FAZ II 10/50 V4A	M10		20	3498 83 5
FAZ II 10/10GS V	M 10		50	3498 82 4
FAZ II 10100 V4A	M10		20	3498 60 1
FAZ II 12/10 VA	M12		20	3498 85 5

Bolt tie				
Type	Thread		Pack.	Item No.
			pcs	
FAZ II 8 10CV5A	M8		10	3498 51 2
FAZ II 8 30CV5A	M8		10	3498 49 0
FAZ II 10 10CV5A	M10		10	3498 55 4
FAZ II 10 30CV5A	M10		10	3498 58 6
FAZ II 10 50 V5A	M10		10	3498 83 7
FAZ II 10100 V5A	M10		10	3498 60 3
FAZ II 12 10CV5A	M12		10	3498 65 9

Hammer set anchor				
Type	Thread		Pack.	Item No.
			pcs	
FZEA II 10X40 VA	M8		100	3492 14 5
FZEA II 12X40 VA	M10		100	3492 15 0
FZEA II 14X40V4A	M12		50	3492 09 7

Hammer set anchor				
Type	Thread		Pack.	Item No.
			pcs	
FZEA II10x40CV5A	M8		100	3492 16 7
FZEA II12x40CV5A	M10		100	3492 17 2
FZEA II 14X40V5A	M12		50	3492 09 9

Nail anchor						
Type	Bore hole Ø	Anchor length	Clamping range	Thread	Pack.	Item No.
	mm	mm	mm		pcs	
FNA II 6x30M6/5C	6	30	5	M6	25	3498 42 6


Nail anchor						
Type	Bore hole Ø	Anchor length	Clamping range	Head Ø	Pack.	Item No.
	mm	mm	mm	mm	pcs	
FNA II 6x30/5 C	6	30	5	15	25	3498 46 9



Stainless steel systems, V4A


Cable tray systems

RKSM cable tray



Type	Width	Plate thickness	Length	Pack.	Item No.
	mm	mm	mm	m	
RKSM 610 VA4571	100	0.75	3050	3	6047 61 4
RKSM 615 VA4571	150	0.75	3050	3	6047 63 3
RKSM 620 VA4571	200	0.75	3050	3	6047 64 1
RKSM 630 VA4571	300	0.75	3050	3	6047 65 7
RKSM 640 VA4571	400	0.9	3050	3	6047 69 2
RKSM 650 VA4571	500	0.9	3050	3	6047 72 2
RKSM 660 VA4571	600	0.9	3050	3	6047 73 8


Cable tray SKS-Magic®



Type	Width	Plate thickness	Length	Pack.	Item No.
	mm	mm	mm	m	
SKSM 610 VA4571	100	1.5	3050	3	6059 50 7
SKSM 620 VA4571	200	1.5	3050	3	6059 51 1
SKSM 630 VA4571	300	1.5	3050	3	6059 51 3
SKSM 640 VA4571	400	1.5	3050	3	6059 51 5
SKSM 650 VA4571	500	1.5	3050	3	6059 51 7
SKSM 660 VA4571	600	1.5	3050	3	6059 51 9


Barrier strip, side height 60

Barrier strip




Type	Side height	Length	Pack.	Item No.
	mm	mm	m	
TSG 60 VA4571	60	3000	3	6062 08 6

Barrier strip connector




Type	Pack.	Item No.
	pcs	
TSGV VA4310	10	6067 97 0

Clamping piece for barrier strip fastener in RKSM




Type	Pack.	Item No.
	pcs	
KS KR VA4310	30	6062 28 0

Separating retainer



Type	Side height	Length	Pack.	Item No.
	mm	mm	m	
TSG 45 VA4571	45	3000	3	6062 02 8


Barrier strip connector



Type	Pack.	Item No.
	pcs	
TSGV VA4310	10	6067 97 0


Connectors, side height 60

Magic straight connector set




Type	Side height	Width	Pack.	Item No.
	mm	mm	pcs	
KTSMV 610 VA4571	60	100	1	6068 98 0
KTSMV 615 VA4571	60	150	1	6068 98 2
KTSMV 620 VA4571	60	200	1	6068 98 4
KTSMV 630 VA4571	60	300	1	6068 98 6
KTSMV 640 VA4571	60	400	1	6068 98 8
KTSMV 650 VA4571	60	500	1	6068 99 0
KTSMV 660 VA4571	60	600	1	6068 99 2

Straight connector




Type	Side height	Pack.	Item No.
	mm	pcs	
RLVK 60 VA4571	60	10	6067 67 5

Straight and angle connector




Type	Side height	Pack.	Item No.
	mm	pcs	
RWVL 60 VA4571	60	10	6067 66 4

Adjustable connector




Type	Side height	Pack.	Item No.
	mm	pcs	
RGV 60 VA4571	60	10	7082 26 5

Corner connector



Type	Side height	Pack.	Item No.
	mm	pcs	
REV 60 VA4571	60	5	6068 05 4

Magic straight connector



Type	Width	Pack.	Item No.
	mm	pcs	
FVM 610 VA 4571	100	1	6065 75 0
FVM 615 VA 4571	150	1	6065 75 2
FVM 620 VA 4571	200	1	6065 75 4
FVM 630 VA 4571	300	1	6065 75 6
FVM 640 VA 4571	400	1	6065 75 8
FVM 650 VA 4571	500	1	6065 76 0
FVM 660 VA 4571	600	1	6065 76 2


Moulded parts, side height 60

45° Magic bend




Type	Width	Pack.	Item No.
	mm	pcs	
RBM 45 610VA4571	100	1	6041 10 0
RBM 45 615VA4571	150	1	6041 10 2
RBM 45 620VA4571	200	1	6041 10 4
RBM 45 630VA4571	300	1	6041 10 6
RBM 45 640VA4571	400	1	6041 10 8
RBM 45 650VA4571	500	1	6041 11 0
RBM 45 660VA4571	600	1	6041 11 2

90° Magic bend



Type	Width	Pack.	Item No.
	mm	pcs	
RBM 90 610VA4571	100	1	6041 20 0
RBM 90 615VA4571	150	1	6041 20 2
RBM 90 620VA4571	200	1	6041 20 4
RBM 90 630VA4571	300	1	6041 20 6
RBM 90 640VA4571	400	1	6041 20 8
RBM 90 650VA4571	500	1	6041 21 0
RBM 90 660VA4571	600	1	6041 21 2

Magic bend, variable




Type	Dimension L	Width	Plate thickness	Pack.	Item No.
	mm	mm	mm	pcs	
RBMV 610 VA 4571	340	100	1	1	6040 54 0
RBMV 615 VA 4571	420	150	1	1	6040 54 2
RBMV 620 VA 4571	490	200	1	1	6040 54 4
RBMV 630 VA 4571	640	300	1.25	1	6040 54 6
RBMV 640 VA 4571	820	400	1.25	1	6040 54 8
RBMV 650 VA 4571	960	500	1.5	1	6040 55 0
RBMV 660 VA 4571	1120	600	1.5	1	6040 55 2

Magic add-on tee




Type	Width	Pack.	Item No.
	mm	pcs	
RAAM 610 VA4571	100	1	6041 29 0
RAAM 615 VA4571	150	1	6041 29 2
RAAM 620 VA4571	200	1	6041 29 4
RAAM 630 VA4571	300	1	6041 29 6
RAAM 640 VA4571	400	1	6041 29 8
RAAM 650 VA4571	500	1	6041 30 0
RAAM 660 VA4571	600	1	6041 30 3

Magic T branch piece



Type	Width	Pack.	Item No.
	mm	pcs	
RTM 610 VA4571	100	1	6041 38 0
RTM 615 VA4571	150	1	6041 38 2
RTM 620 VA4571	200	1	6041 38 4
RTM 630 VA4571	300	1	6041 38 6
RTM 640 VA4571	400	1	6041 38 8
RTM 650 VA4571	500	1	6041 39 0
RTM 660 VA4571	600	1	6041 39 2

Magic cross-over




Type	Width	Pack.	Item No.
	mm	pcs	
RKM 610 VA4571	100	1	7027 06 1
RKM 615 VA4571	150	1	7027 06 3
RKM 620 VA4571	200	1	7027 06 5
RKM 630 VA4571	300	1	7027 06 7
RKM 640 VA4571	400	1	7027 06 9
RKM 650 VA4571	500	1	7027 07 1
RKM 660 VA4571	600	1	7027 07 3

90° vertical bend, rising



Type	Width	Pack.	Item No.
	mm	pcs	
RBV 610 S VA4571	100	1	7006 72 0
RBV 620 S VA4571	200	1	7006 72 4
RBV 630 S VA4571	300	1	7006 72 8
RBV 640 S VA4571	400	1	7006 73 2
RBV 650 S VA4571	500	1	7006 73 6
RBV 660 S VA4571	600	1	7006 74 0
RBV 615 S VA4571	150	1	7006 72 2


90° vertical bend, falling



Type	Width	Pack.	Item No.
	mm	pcs	
RBV 610 F VA4571	100	1	7006 75 0
RBV 615 F VA4571	150	1	7006 75 2
RBV 620 F VA4571	200	1	7006 75 4
RBV 630 F VA4571	300	1	7006 75 8
RBV 640 F VA4571	400	1	7006 76 2
RBV 650 F VA4571	500	1	7006 76 6
RBV 660 F VA4571	600	1	7006 77 0


System accessories, side height 60

Joint plate




Type	Width	Pack.	Item No.
	mm	pcs	
SSLB 100 VA4571	85	20	7070 39 0
SSLB 200 VA4571	185	20	7070 39 2
SSLB 300 VA4571	285	20	7070 39 4
SSLB 400 VA4571	385	20	7070 39 6
SSLB 500 VA4571	485	20	7070 39 8
SSLB 600 VA4571	585	20	7070 40 0

Floor end plate




Type	Width	Pack.	Item No.
	mm	pcs	
BEB 100 VA4571	100	100	7084 14 1
BEB 150 VA4571	150	100	7084 14 2
BEB 200 VA4571	200	100	7084 14 3
BEB 300 VA4571	300	100	7084 14 5
BEB 400 VA4571	400	100	7084 14 7
BEB 500 VA4571	500	50	7084 14 9
BEB 600 VA4571	600	50	7084 15 1

Cover



Type	Width	Length	Pack.	Item No.
	mm	mm	m	
DRLU 100 VA4571	100	3000	3	6052 99 1
DRLU 150 VA4571	150	3000	3	6052 99 2
DRLU 200 VA4571	200	3000	3	6052 99 3
DRLU 300 VA4571	300	3000	3	6052 99 4
DRLU 400 VA4571	400	3000	3	6052 99 5
DRLU 500 VA4571	500	3000	3	6052 99 6
DRLU 600 VA4571	600	3000	3	6052 99 8

Cover clamp, universal




Type	Pack.	Item No.
	pcs	
DKU VA4310	20	6065 60 0



Stainless steel systems, V4A


System accessories, side height 60

Lid with turn buckle



Type	Width	Length	Pack.	Item No.
	mm	mm	m	
DRL 100 VA4571	100	3000	3	6052 98 0
DRL 150 VA4571	150	3000	3	6052 98 2
DRL 200 VA4571	200	3000	3	6052 98 1
DRL 300 VA4571	300	3000	3	6052 98 3
DRL 400 VA4571	400	3000	3	6052 98 4
DRL 500 VA4571	500	3000	3	6052 98 5
DRL 600 VA4571	600	3000	3	6052 98 6

Cover for 45° Magic bend




Type	Width	Pack.	Item No.
	mm	pcs	
DFBM 45 100 V4A	100	1	7138 45 0
DFBM 45 150 V4A	150	1	7138 45 2
DFBM 45 200 V4A	200	1	7138 45 4
DFBM 45 300 V4A	300	1	7138 45 6
DFBM 45 400 V4A	400	1	7138 45 8
DFBM 45 500 V4A	500	1	7138 46 0
DFBM 45 600 V4A	600	1	7138 46 2

Cover for 90° Magic bend




Type	Width	Pack.	Item No.
	mm	pcs	
DFBM 90 100 V4A	100	1	7138 59 0
DFBM 90 150 V4A	150	1	7138 59 2
DFBM 90 200 V4A	200	1	7138 59 4
DFBM 90 300 V4A	300	1	7138 59 6
DFBM 90 400 V4A	400	1	7138 59 8
DFBM 90 500 V4A	500	1	7138 60 0
DFBM 90 600 V4A	600	1	7138 60 2

Cover for variable Magic bend




Type	Width	Pack.	Item No.
	mm	pcs	
DFBMV 100 VA4571	100	1	6040 82 0
DFBMV 150 VA4571	150	1	6040 82 2
DFBMV 200 VA4571	200	1	6040 82 4
DFBMV 300 VA4571	300	1	6040 82 6
DFBMV 400 VA4571	400	1	6040 82 8
DFBMV 500 VA4571	500	1	6040 83 0
DFBMV 600 VA4571	600	1	6040 83 2

Cover for Magic add-on tee



Type	Width	Pack.	Item No.
	mm	pcs	
DFAAM 100 V4A	100	1	7138 74 0
DFAAM 150 V4A	150	1	7138 74 2
DFAAM 200 V4A	200	1	7138 74 4
DFAAM 300 V4A	300	1	7138 74 6
DFAAM 400 V4A	400	1	7138 74 8
DFAAM 500 V4A	500	1	7138 75 0
DFAAM 600 V4A	600	1	7138 75 2

Cover for Magic tee



Type	Width	Pack.	Item No.
	mm	pcs	
DFTM 100 V4A	100	1	7138 88 0
DFTM 150 V4A	150	1	7138 88 2
DFTM 200 V4A	200	1	7138 88 4
DFTM 300 V4A	300	1	7138 88 6
DFTM 400 V4A	400	1	7138 88 8
DFTM 500 V4A	500	1	7138 89 0
DFTM 600 V4A	600	1	7138 89 2

Cover for Magic cross-over




Type	Width	Pack.	Item No.
	mm	pcs	
DFKM 100 V4A	100	1	7139 04 0
DFKM 150 V4A	150	1	7139 04 2
DFKM 200 V4A	200	1	7139 04 4
DFKM 300 V4A	300	1	7139 04 6
DFKM 400 V4A	400	1	7139 04 8
DFKM 500 V4A	500	1	7139 05 0
DFKM 600 V4A	600	1	7139 05 2

Cover for 90° vertical bend, falling



Type	Width	Pack.	Item No.
	mm	pcs	
DBV 100 S VA4571	100	1	7130 92 0
DBV 150 S VA4571	150	1	7130 92 1
DBV 200 S VA4571	200	1	7130 92 2
DBV 300 S VA4571	300	1	7130 92 4
DBV 400 S VA4571	400	1	7130 92 6
DBV 500 S VA4571	500	1	7130 92 8
DBV 600 S VA4571	600	1	7130 93 0

Cover for 90° vertical bend, falling, side height 60




Type	Width	Pack.	Item No.
	mm	pcs	
DBV60100F VA4571	100	1	7130 97 2
DBV60150F VA4571	150	1	7130 97 3
DBV60200F VA4571	200	1	7130 97 4
DBV60300F VA4571	300	1	7130 97 6
DBV60400F VA4571	400	1	7130 97 8
DBV60500F VA4571	500	1	7130 98 0
DBV60600F VA4571	600	1	7130 98 2

KTS


Mesh cable tray systems

Mesh cable tray GR-Magic®, side height 35 mm




Type	Width	Wire Ø	Length	Pack.	Item No.
	mm	mm	mm	m	
GRM 35 50VA4401	50	3.9	3000	3	6000 08 6
GRM 35 100VA4401	100	3.9	3000	3	6000 08 7
GRM 35 150VA4401	150	3.9	3000	3	6000 08 9
GRM 35 200VA4401	200	3.9	3000	3	6000 09 0
GRM 35 300VA4401	300	4.8	3000	3	6000 09 1

Mesh cable tray GR-Magic®, side height 55 mm




Type	Width	Wire Ø	Length	Pack.	Item No.
	mm	mm	mm	m	
GRM 55 50VA4401	50	3.9	3000	3	6001 08 7
GRM 55 100VA4401	100	3.9	3000	3	6001 08 8
GRM 55 150VA4401	150	3.9	3000	3	6001 09 0
GRM 55 200VA4401	200	3.9	3000	3	6001 09 1
GRM 55 300VA4401	300	4.8	3000	3	6001 09 3
GRM 55 400VA4401	400	4.8	3000	3	6001 09 5
GRM 55 500VA4401	500	4.8	3000	3	6001 09 7
GRM 55 600VA4401	600	4.8	3000	3	6001 09 9

Mesh cable tray GR-Magic®, side height 105 mm




Type	Width	Wire Ø	Length	Pack.	Item No.
	mm	mm	mm	m	
GRM105 100VA4401	100	3.9	3000	3	6002 47 5
GRM105 150VA4401	150	3.9	3000	3	6002 47 6
GRM105 200VA4401	200	4.8	3000	3	6002 47 7
GRM105 300VA4401	300	4.8	3000	3	6002 47 9
GRM105 400VA4401	400	4.8	3000	3	6002 48 1
GRM105 450VA4401	450	4.8	3000	3	6002 48 2
GRM105 500VA4401	500	4.8	3000	3	6002 48 3
GRM105 600VA4401	600	4.8	3000	3	6002 48 5

G mesh cable tray Magic, side height 50 mm




Type	Length	Pack.	Item No.
	mm	m	
G-GRM 50 50V4A	3000	3	6005 56 5

G mesh cable tray Magic, side height 75 mm




Type	Length	Pack.	Item No.
	mm	m	
G-GRM 75 50V4A	3000	3	6005 56 8

G mesh cable tray Magic, side height 125 mm



Type	Length	Pack.	Item No.
	mm	m	
G-GRM 125 75V4A	3000	3	6005 57 1


G mesh cable tray Magic, side height 150 mm



Type	Length	Pack.	Item No.
	mm	m	
G-GRM 150 100V4A	3000	3	6005 57 4


Mesh cable tray systems

Barrier strip




Type	Side height	Length	Pack.	Item No.
	mm	mm	m	
TSG 30 VA4571	30	3000	3	6062 05 4

Barrier strip




Type	Side height	Length	Pack.	Item No.
	mm	mm	m	
TSG 60 VA4571	60	3000	3	6062 08 6

Barrier strip connector




Type	Pack.	Item No.
	pcs	
TSGV VA4310	10	6067 97 0

Hold-down clamp for barrier strip fastening




Type	Pack.	Item No.
	pcs	
KS GR VA4310	30	6062 28 2

Joint connector




Type	Pack.	Item No.
	pcs	
GSV 34 VA4401	20	6016 64 8

Quick connector




Type	Width	Pack.	Item No.
	mm	pcs	
GRV 245 VA4404	245	20	6016 68 8

Hold-down clamp




Type	Pack.	Item No.
	pcs	
GKS 34 VA4401 SP	10	6016 85 9

Clamping piece




Type	Pack.	Item No.
	pcs	
GKT 38 VA4401 SP	10	6017 09 2

Corner connector



Type	Pack.	Item No.
	pcs	
GEV 36 VA4401 SP	10	6016 76 4

Side holder




Type	Pack.	Item No.
	pcs	
SH M10 VA4401	20	6015 34 0



Stainless steel systems, V4A


Mesh cable tray systems

Central hanger




Type	Dimension B mm	Pack. pcs	Item No.
GMS 170 VA4404	170	25	6015 41 8
GMS 270 VA4404	270	25	6015 41 9
GMS 370 VA4404	370	25	6015 42 0
GMS 470 VA4404	470	10	6015 42 1
GMS 570 VA4404	570	10	6015 42 2

Central hanger




Type	Pack. pcs	Item No.
GMA M6 VA4401	25	6015 22 8
GMA M8 VA4401	25	6015 24 5
GMA M10 VA4401	25	6015 26 1

Stand-off bracket




Type	Width mm	Pack. pcs	Item No.
DBL 50 100VA4401	100	10	6015 63 0
DBL 50 200VA4401	200	10	6015 63 2
DBL 50 300VA4401	300	10	6015 63 3
DBL 50 400VA4401	400	10	6015 63 4

Hold-down clamp



Type	Pack. pcs	Item No.
GKS 50 11 V4A	20	6015 28 0

Identification clip




Type	Colour	Pack. pcs	Item No.
KS GR LGR	Light grey	10	6017 71 0
KS GR VKG	Traffic grey B	10	6017 71 1
KS GR OR	Pastel orange	10	6017 71 2
KS GR ZGB	Zinc yellow	10	6017 71 3
KS GR LBL	Light blue	10	6017 71 4
KS GR SGN	Signal green	10	6017 71 5

KTS


Cable ladder systems

Cable ladder LG 60




Type	Width	Length	Pack.	Item No.
	mm	mm	m	
LG 620 VS6VA4571	200	6000	6	6101 20 0
LG 630 VS6VA4571	300	6000	6	6101 20 8
LG 640 VS6VA4571	400	6000	6	6101 21 6
LG 650 VS6VA4571	500	6000	6	6101 22 3
LG 660 VS6VA4571	600	6000	6	6101 23 2

End cap




Type	Colour	Pack.	Item No.
		pair	
SKH 60 OR	Pastel orange	40	6222 53 7

Straight connector




Type	Side height	Pack.	Item No.
	mm	pcs	
LVG 60 VA4571	60	10	6208 83 5

Angle connector




Type	Side height	Pack.	Item No.
	mm	pcs	
LWVG 60 VA4571	60	10	6208 89 1

Adjustable connector




Type	Side height	Pack.	Item No.
	mm	pcs	
LGVG 60 VA4571	60	10	6208 93 2

Barrier strip




Type	Side height	Length	Pack.	Item No.
	mm	mm	m	
TSG 45 VA4571	45	3000	3	6062 02 8

Barrier strip connector




Type	Pack.	Item No.
	pcs	
TSGV VA4310	10	6067 97 0

Hold-down clamp for barrier strip fastening




Type	Pack.	Item No.
	pcs	
KS KL VA4310	30	6062 28 4

Hold-down clamp




Type	Pack.	Item No.
	pcs	
LKS 60 4 VA4571	10	6221 15 7

90° bend




Type	Width	Pack.	Item No.
	mm	pcs	
LBI 90 620VS V4A	200	1	7160 10 2
LBI 90 630VS V4A	300	1	7160 10 3
LBI 90 640VS V4A	400	1	7160 10 4
LBI 90 650VS V4A	500	1	7160 10 5
LBI 90 660VS V4A	600	1	7160 10 6

Tee




Type	Width	Pack.	Item No.
	mm	pcs	
LT 620 VS VA4571	200	1	7162 10 2
LT 630 VS VA4571	300	1	7162 10 3
LT 640 VS VA4571	400	1	7162 10 4
LT 650 VS VA4571	500	1	7162 10 5
LT 660 VS VA4571	600	1	7162 10 6

Cover for spaced fitting



Type	Width	Plate thickness	Length	Pack.	Item No.
	mm	mm	mm	m	
DRL FAM 230 V4A	230	1.5	3000	3	6051 21 0
DRL FAM 330 V4A	330	1.5	3000	3	6051 21 2
DRL FAM 430 V4A	430	1.5	3000	3	6051 21 4
DRL FAM 530 V4A	530	1.5	3000	3	6051 21 6
DRL FAM 630 V4A	630	1.5	3000	3	6051 21 8

Spacer




Type	Side height	Pack.	Weight	Item No.
	mm	pcs	kg/100 pcs.	
AH 35 VA4301	35	8	14.100	6065 47 5



Stainless steel systems, V4A


Wide span systems

Wide span cable ladder WKLG 110




Type	Width	Length	Pack.	Item No.
	mm	mm	m	
WKLG 1120 VA4571	200	6000	6	6311 22 5
WKLG 1130 VA4571	300	6000	6	6311 22 7
WKLG 1140 VA4571	400	6000	6	6311 22 9
WKLG 1150 VA4571	500	6000	6	6311 23 1
WKLG 1160 VA4571	600	6000	6	6311 23 3

Straight connector




Type	Side height	Pack.	Item No.
	mm	pcs	
WRVL 110 VA4571	110	2	6091 23 4

Angle connector




Type	Side height	Pack.	Item No.
	mm	pcs	
WRWVK 110 VA4571	110	2	6091 39 7

End cap




Type	Colour	Pack.	Item No.
		pair	
SKHW 110 OR	Pastel orange	20	6310 39 8

90° bend




Type	Width	Pack.	Item No.
	mm	pcs	
WLB 90 112VA4571	200	1	6312 55 0
WLB 90 113VA4571	300	1	6312 55 2
WLB 90 114VA4571	400	1	6312 55 4
WLB 90 115VA4571	500	1	6312 55 6
WLB 90 116VA4571	600	1	6312 55 8

T piece




Type	Width	Pack.	Item No.
	mm	pcs	
WLT 1120 VA4571	200	1	6312 81 5
WLT 1130 VA4571	300	1	6312 81 7
WLT 1140 VA4571	400	1	6312 81 9
WLT 1150 VA4571	500	1	6312 82 1
WLT 1160 VA4571	600	1	6312 82 3

Wide span cable ladder WKLG 160




Type	Width	Length	Pack.	Item No.
	mm	mm	m	
WKLG 1620 VA4571	200	6000	6	6227 17 0
WKLG 1630 VA4571	300	6000	6	6227 17 2
WKLG 1640 VA4571	400	6000	6	6227 17 4
WKLG 1650 VA4571	500	6000	6	6227 17 6
WKLG 1660 VA4571	600	6000	6	6227 17 8

Straight connector




Type	Side height	Pack.	Item No.
	mm	pcs	
WRVL 160 VA4571	160	2	6227 73 0

90° bend




Type	Width	Pack.	Item No.
	mm	pcs	
WLB 90 162VA4571	200	1	6229 50 0
WLB 90 163VA4571	300	1	6229 50 2
WLB 90 164VA4571	400	1	6229 50 4
WLB 90 165VA4571	500	1	6229 50 6
WLB 90 166VA4571	600	1	6229 50 8

T piece




Type	Width	Pack.	Item No.
	mm	pcs	
WLT 1620 VA4571	200	1	6229 82 0
WLT 1630 VA4571	300	1	6229 82 2
WLT 1640 VA4571	400	1	6229 82 4
WLT 1650 VA4571	500	1	6229 82 6
WLT 1660 VA4571	600	1	6229 82 8

Clamping piece




Type	Pack.	Item No.
	pcs	
LKS 60 4 VA4571	10	6221 15 7

Adjustable connector




Type	Side height	Pack.	Item No.
	mm	pcs	
WRGV 110 VA4571	110	2	6091 34 3

Modular systems




AZ channel

Type	Width	Side height	Length	Pack.	Item No.
	mm	mm	mm	m	
AZK 050 VA4571	50	50	3000	12	6075 15 2




AZ channel

Type	Width	Side height	Length	Pack.	Item No.
	mm	mm	mm	m	
AZK 100 VA4571	100	50	3000	6	6075 30 6




AZ channel

Type	Width	Side height	Length	Pack.	Item No.
	mm	mm	mm	m	
AZK 150 VA4571	150	50	3000	6	6075 33 2




AZ channel

Type	Width	Side height	Length	Pack.	Item No.
	mm	mm	mm	m	
AZK 200 VA4571	200	50	3000	6	6075 35 7




AZ channel

Type	Width	Side height	Length	Pack.	Item No.
	mm	mm	mm	m	
AZK 300 VA4571	300	50	3000	6	6075 38 2




Straight and angle connector

Type	Pack.	Item No.
	pcs	
VF AZK VA4571	10	6066 57 1




Suspension bracket

Type	Pack.	Item No.
	pcs	
AHB 50 D4 VA4401	50	6066 50 8




Suspension bracket

Type	Pack.	Item No.
	pcs	
AHB 100 D5VA4401	50	6066 51 4




Cable protection ring

Type	Colour	for perforation	Pack.	Item No.
		mm	pcs	
KSR-910 PE	Light grey	20 x 58	25	6066 71 2




Cable protection ring

Type	Colour	for perforation	Pack.	Item No.
		mm	pcs	
KSR-915 PE	Light grey	28 x 58	25	6066 70 4



Cable protection ring

Type	Colour	for perforation	Pack.	Item No.
		mm	pcs	
KSR-920 PE	Light grey	62 x 62	25	6066 69 6




Cable protection ring

Type	Colour	for perforation	Pack.	Item No.
		mm	pcs	
KSR-925 PE	Light grey	105 x 62	25	6066 68 8





I





Fire protection systems



10_OBO_Gesamtkatalog_2014 / en / 06/05/2014 (LLExpert_01702) / 06/05/2014





Fire protection systems



You will find further information on the Internet at www.obo.de or by QR code



Planning tools

You can use this QR code to go straight to our electronic OBO Construct planning tools.



Mortar insulation PYROMIX®

Soft insulation, PYROPLATE® Fibre

Fire protection foam PYROSIT® NG

Bag insulation PYROBAG®

Foam series PYROPLUG®

Pipe seal PYROCOMB® Tubes

Pipe shell PYROCOMB® Intube

Casting compound PYROLIQ®

Materials for small insulation and individual cables acc. to MLAR

Escape route installations for hollow ceilings

Fire protection ducts

Cable bandages

Function maintenance: cable-specific support structures

Function maintenance for standard support structures

Vertical cable ladders

Function maintenance: individual routing, pipes and metal duct

Function maintenance: junction boxes

Anchoring



see page 335




see page 337



see page 339



see page 341



see page 343



see page 345



see page 347



see page 349



see page 351



see page 353



see page 357



see page 367



see page 369



see page 377



see page 381



see page 385



see page 391



see page 395





Subjektbereich:		Projekt Nr.:	
Fachbereich:		Mitarbeiter:	
Abteilung:		Mitarbeiter Nr.:	
Name:		Mitarbeiter Nr.:	




Mortar insulation PYROMIX®




Mortar insulation PYROMIX®

Dry mortar in paper sack




Type	Contents	Pack.	Item No.
	kg	pcs	
MSX-S1	20	1	7206 10 4

Dry mortar in bucket




Type	Contents	Pack.	Item No.
	kg	pcs	
MSX-E1	10	1	7206 05 8

Insulation layer creator in a cartridge




Type	Contents	Pack.	Item No.
	ml	pcs	
DSX-K	300	1	7202 30 0

Insulation layer creator in a bucket




Type	Contents	Pack.	Item No.
	kg	pcs	
DSX-E	5	1	7202 30 2

Pipe sleeve PYROCOMB® with 2 fastening straps




Type	Pipe Ø	Pack.	Item No.
	mm	pcs	
TCX-032	32	1	7202 20 0
TCX-040	40	1	7202 20 1
TCX-050	50	1	7202 20 3

Pipe sleeve PYROCOMB® with 4 fastening straps




Type	Pipe Ø	Pack.	Item No.
	mm	pcs	
TCX-063	63	1	7202 20 4
TCX-075	75	1	7202 20 5
TCX-090	90	1	7202 20 6
TCX-110	110	1	7202 20 7
TCX-125	125	1	7202 20 8

Pipe sleeve PYROCOMB® with 6 fastening straps




Type	Pipe Ø	Pack.	Item No.
	mm	pcs	
TCX-140	140	1	7202 20 9
TCX-160	160	1	7202 21 0

Threaded rod




Type	Thread	Length	Pack.	Item No.
		mm	pcs	
2078 M6 1M G	M6	1000	100	3141 04 7
2078 M8 1M G	M8	1000	50	3141 12 8

Hexagonal nut




Type	Thread	Pack.	Item No.
		pcs	
DIN 934 M6 G	M6	100	3400 06 9
DIN 934 M8 G	M8	100	3400 08 5

Washer




Type	Thread	Dimension D	Pack.	Item No.
		mm	pcs	
967 M6 G	M6	28	100	3402 20 7
967 M8 G	M8	28	100	3402 21 5

Bolt tie




Type	Dimension	Bore hole Ø	Screw system	Pack.	Item No.
	mm	mm		pcs	
MMS6X50	6 x 50	5	Torx	100	3498 10 7

Bolt tie




Type	Bore hole Ø	Screw system	Pack.	Item No.
	mm		pcs	
MMS-MS7,5x50	6	Torx	100	3498 26 0

Mineral wool




Type	Dimension	Pack.	Item No.
		pcs	
MIW-S	25 Liter	1	7202 30 6

Calcium silicate plate




Type	Dimension	Pack.	Item No.
	mm	pcs	
KSI-P1	150 x 20	1	7202 28 3
KSI-P2	250 x 30	1	7202 90 4
KSI-P3	250 x 30	1	7202 91 2

Retrofit wedge



Type	Dimension	Pack.	Weight	Item No.
		pcs	kg/100 pcs.	
NIK-S	25x25/75x300	1	32.000	7206 21 0

Identification plate



Type	Language	Pack.	Item No.
		pcs	
KS-S DE	German	1	7205 42 5
KS-S ES	Spanisch	1	7205 42 7
KS-S EN	English	1	7205 42 9






Soft insulation, PYROPLATE® Fibre


Soft insulation, PYROPLATE® Fibre

Mineral fibre plate, pre-coated




Type	Dimension	Pack.	Item No.
	mm	pcs	
PSX-P	–	4	7202 29 5

Ablation coating in a cartridge




Type	Contents	Pack.	Item No.
	ml	pcs	
ASX-K	310	1	7202 31 0

Ablation coating in a bucket




Type	Contents	Pack.	Item No.
	kg	pcs	
ASX-E	5	1	7202 31 2

Pipe sleeve PYROCOMB® with 2 fastening straps




Type	Pipe Ø	Pack.	Item No.
	mm	pcs	
TCX-032	32	1	7202 20 0
TCX-040	40	1	7202 20 1
TCX-050	50	1	7202 20 3

Pipe sleeve PYROCOMB® with 4 fastening straps




Type	Pipe Ø	Pack.	Item No.
	mm	pcs	
TCX-063	63	1	7202 20 4
TCX-075	75	1	7202 20 5
TCX-090	90	1	7202 20 6
TCX-110	110	1	7202 20 7
TCX-125	125	1	7202 20 8

Pipe sleeve PYROCOMB® with 6 fastening straps




Type	Pipe Ø	Pack.	Item No.
	mm	pcs	
TCX-140	140	1	7202 20 9
TCX-160	160	1	7202 21 0

Threaded rod




Type	Thread	Length	Pack.	Item No.
		mm	pcs	
2078 M6 1M G	M6	1000	100	3141 04 7
2078 M8 1M G	M8	1000	50	3141 12 8

Hexagonal nut




Type	Thread	Pack.	Item No.
		pcs	
DIN 934 M6 G	M6	100	3400 06 9
DIN 934 M8 G	M8	100	3400 08 5

Washer




Type	Thread	Dimension D	Pack.	Item No.
		mm	pcs	
967 M6 G	M6	28	100	3402 20 7
967 M8 G	M8	28	100	3402 21 5

Mineral wool




Type	Dimension	Pack.	Item No.
		pcs	
MIW-S	25 Liter	1	7202 30 6

Calcium silicate plate




Type	Dimension	Pack.	Item No.
	mm	pcs	
KSI-P1	150 x 20	1	7202 28 3
KSI-P2	250 x 30	1	7202 90 4
KSI-P3	250 x 30	1	7202 91 2

Identification plate



Type	Language	Pack.	Item No.
		pcs	
KS-S DE	German	1	7205 42 5
KS-S ES	Spanisch	1	7205 42 7
KS-S EN	English	1	7205 42 9





PYROSIT® NG fire protection foam



PYROSIT® NG fire protection foam

2-component fire protection foam				
Type	Contents	Pack.	Item No.	
FBS-S	380 ml	1 pcs	7203 80 0	

Mixer pipe set				
Type			Pack.	Item No.
FBS-M			1 PU	7203 80 3

Fire protection case				
Type			Pack.	Item No.
FBS-K			1 pcs	7203 80 9

Professional cartridge pistol				
Type			Pack.	Item No.
FBS-PH			2 pcs	7203 80 6

Battery-operated cartridge pistol				
Type			Pack.	Item No.
FBS-PA			1 pcs	7203 81 2

Replacement battery				
Type			Pack.	Item No.
FBS-EA			1 pcs	7203 81 5


Cable coil				
Type	Dimension	Pack.	Item No.	
FBA-WI	5000 x 150 mm	2 pcs	7202 51 0	

Adhesive tape				
Type	Width	Length	Pack.	Item No.
SHT	50 mm	25000 mm	5 pcs	7202 52 1

Calcium silicate plate				
Type	Dimension	Pack.	Item No.	
KSI-P1	150 x 20 mm	1 pcs	7202 28 3	
KSI-P2	250 x 30 mm	1 pcs	7202 90 4	
KSI-P3	250 x 30 mm	1 pcs	7202 91 2	

Identification plate				
Type	Language	Pack.	Item No.	
KS-S DE	German	1 pcs	7205 42 5	
KS-S ES	Spanisch	1 pcs	7205 42 7	
KS-S EN	English	1 pcs	7205 42 9	





Cushion insulation PYROBAG®

Cushion insulation PYROBAG®

Fire protection cushion				
Type	Dimension		Pack.	Item No.
	mm		pcs	
KBK-1	350 x 120 x 10		20	7202 70 9
KBK-2	350 x 170 x 23		20	7202 72 5
KBK-3	350 x 170 x 40		10	7202 74 1

Calcium silicate plate				
Type	Dimension		Pack.	Item No.
	mm		pcs	
KSI-P1	150 x 20		1	7202 28 3
KSI-P2	250 x 30		1	7202 90 4
KSI-P3	250 x 30		1	7202 91 2

Steel wire grid				
Type	Dimension		Pack.	Item No.
	mm		pcs	
SDG-1	—		1	7202 96 3
SDG-2	—		1	7202 97 1

Identification plate				
Type	Language		Pack.	Item No.
			pcs	
KS-S DE	German		1	7205 42 5
KS-S ES	Spanisch		1	7205 42 7
KS-S EN	English		1	7205 42 9







PYROPLUG® foam series




PYROPLUG® foam series

 **FBA-B200 foam block**


Type	Dimension	Pack.	Item No.
	mm	pcs	
FBA-B200	200 x 120 x 60	20	7202 50 6

 **FBA-BV200 vacuum block**


Type	Dimension	Pack.	Item No.
	mm	pcs	
FBA-BV200	200 x 120 x 25	10	7202 51 6

 **FBE-B220 foam block**


Type	Dimension	Pack.	Item No.
	mm	pcs	
FBE-B220	220 x 144 x 60	16	7202 50 7

 **FBE-BV220 vacuum block**


Type	Dimension	Pack.	Item No.
	mm	pcs	
FBE-BV220	220 x 144 x 25	10	7202 51 7

 **FBA-B120 foam block**


Type	Dimension	Pack.	Item No.
	mm	pcs	
FBA-B120	250 x 120 x 80	10	7202 50 8

 **FBA-F box insulation**


Type	Dimension	Pack.	Item No.
	mm	pcs	
FBA-F	200 x 200 x 100	1	7202 66 0

 **FBA-S plug**


Type	For opening	Pack.	Item No.
	Ø mm	pcs	
FBA-S65	65	20	7202 55 1
FBA-S78	78	20	7202 55 5
FBA-S107	107	20	7202 55 9
FBA-S122	122	20	7202 56 3
FBA-S134	134	20	7202 56 7
FBA-S165	165	20	7202 57 1
FBA-S200	200	20	7202 57 5
FBA-S250	250	10	7202 57 9

 **FBA-D drilling crown insulation**


Type	Dimension	Pack.	Item No.
	mm	pcs	
FBA-D100	100 x 78	4	7202 62 4
FBA-D150	150 x 78	8	7202 62 8

 **FBA-DR empty mini pipe shell**


Type	Dimension	Pack.	Item No.
	mm	pcs	
FBA-DR100	100 x 78	6	7202 61 3
FBA-DR150	150 x 78	9	7202 61 7

 **PYROPLUG® Screed filler**


Type	Dimension	Pack.	Item No.
		pcs	
FBA-SP	310ml	1	7202 32 2

 **Cable coil**


Type	Dimension	Pack.	Item No.
	mm	pcs	
FBA-WI	5000 x 150	2	7202 51 0

 **Calcium silicate plate**

Type	Dimension	Pack.	Item No.
	mm	pcs	
KSI-P1	150 x 20	1	7202 28 3
KSI-P2	250 x 30	1	7202 90 4
KSI-P3	250 x 30	1	7202 91 2


 **Steel wire grid**

Type	Dimension	Pack.	Item No.
	mm	pcs	
SDG-1	-	1	7202 96 3
SDG-2	-	1	7202 97 1

 **Identification plate**

Type	Language	Pack.	Item No.
		pcs	
KS-S DE	German	1	7205 42 5
KS-S ES	Spanisch	1	7205 42 7
KS-S EN	English	1	7205 42 9






PYROCOMB® pipe sleeve


PYROCOMB® pipe sleeve

Pipe sleeve PYROCOMB® with 2 fastening straps




Type	Pipe Ø	Pack.	Item No.
	mm	pcs	
TCX-032	32	1	7202 20 0
TCX-040	40	1	7202 20 1
TCX-050	50	1	7202 20 3

Pipe sleeve PYROCOMB® with 4 fastening straps




Type	Pipe Ø	Pack.	Item No.
	mm	pcs	
TCX-063	63	1	7202 20 4
TCX-075	75	1	7202 20 5
TCX-090	90	1	7202 20 6
TCX-110	110	1	7202 20 7
TCX-125	125	1	7202 20 8

Pipe sleeve PYROCOMB® with 6 fastening straps




Type	Pipe Ø	Pack.	Item No.
	mm	pcs	
TCX-140	140	1	7202 20 9
TCX-160	160	1	7202 21 0

Pipe sleeve PYROCOMB® with 8 fastening straps




Type	Pipe Ø	Pack.	Item No.
	mm	pcs	
TCX-180	180	1	7202 21 2
TCX-200	200	1	7202 21 4

Pipe sleeve PYROCOMB® with 10 fastening straps




Type	Pipe Ø	Pack.	Item No.
	mm	pcs	
TCX-225	225	1	7202 21 3
TCX-250	250	1	7202 21 5

Pipe sleeve PYROCOMB® with 12 fastening straps




Type	Pipe Ø	Pack.	Item No.
	mm	pcs	
TCX-280	280	1	7202 21 6
TCX-300	300	1	7202 21 7
TCX-315	315	1	7202 21 8
TCX-355	355	1	7202 21 9
TCX-400	400	1	7202 22 0

Insulation layer creator in a cartridge




Type	Contents	Pack.	Item No.
	ml	pcs	
DSX-K	300	1	7202 30 0

Mineral wool




Type	Dimension	Pack.	Item No.
		pcs	
MIW-S	25 Liter	1	7202 30 6

Threaded rod




Type	Thread	Length	Pack.	Item No.
		mm	pcs	
2078 M6 1M G	M6	1000	100	3141 04 7
2078 M8 1M G	M8	1000	50	3141 12 8

Hexagonal nut




Type	Thread	Pack.	Item No.
		pcs	
DIN 934 M6 G	M6	100	3400 06 9
DIN 934 M8 G	M8	100	3400 08 5

Washer




Type	Thread	Dimension D	Pack.	Item No.
		mm	pcs	
967 M6 G	M6	28	100	3402 20 7
967 M8 G	M8	28	100	3402 21 5

Bolt tie




Type	Dimension	Bore hole Ø	Screw system	Pack.	Item No.
	mm	mm		pcs	
MMS6X50	6 x 50	5	Torx	100	3498 10 7

Bolt tie




Type	Bore hole Ø	Screw system	Pack.	Item No.
	mm		pcs	
MMS-MS7,5x50	6	Torx	100	3498 26 0

Metal spreading anchor




Type	Bore hole Ø	Anchor length	Clamping range	Thread	Pack.	Item No.
	mm	mm	mm		pcs	
FNA II 6X30 M6/5	6	30	5	M6	100	3498 42 5

Metal spreading anchor



Type	Thread	Pack.	Item No.
		pcs	
FAZ II 8 10 GS	M8	50	3498 50 6

Identification plate



Type	Language	Pack.	Item No.
		pcs	
KS-S DE	German	1	7205 42 5
KS-S ES	Spanisch	1	7205 42 7
KS-S EN	English	1	7205 42 9



Belabschottung
 Umhüllungsabschottung
 Drahtabschottung

Hersteller- und Artikelnummer: _____
 Material: _____
 Menge: _____
 Datum: _____

Unterschrift: _____
 Name: _____


OBO



Pipe shell PYROCOMB® Intube


Pipe shell PYROCOMB® Intube

Pipe shells PYROCOMB® Intube




Type	Diameter	Length	For opening	Pack.	Item No.
	mm	mm	Ø mm	pcs	
CTS-150	116	150	125	1	7204 30 0
CTS-300	116	300	125	1	7204 30 4

Ablation coating in a cartridge



Type	Contents	Pack.	Item No.
	ml	pcs	
ASX-K	310	1	7202 31 0

Identification plate



Type	Language	Pack.	Item No.
		pcs	
KS-S DE	German	1	7205 42 5
KS-S ES	Spanisch	1	7205 42 7
KS-S EN	English	1	7205 42 9





Casting compound system PYROLIQ®

Casting compound system PYROLIQ®

Casting compound				
Type	Contents	Pack.	Item No.	
	kg	pcs		
VMS-TE 1	2.5	1	7203 84 0	

Casting compound				
Type	Contents	Pack.	Item No.	
	kg	pcs		
VMS-TE 2	12.5	1	7203 84 3	

Expanding module, small				
Type	Dimension	Pack.	Item No.	
	mm	pcs		
VMS-QMK 1	120 x 25 x 6	20	7203 84 6	

Expanding module, large				
Type	Dimension	Pack.	Item No.	
	mm	pcs		
VMS-QMG 1	800 x 25 x 6	15	7203 84 9	

Impregnation fluid				
Type	Contents	Pack.	Item No.	
	ml	pcs		
VMS-IF 1	1000	1	7203 85 2	

Sealing compound, outdoor				
Type	Contents	Pack.	Item No.	
	kg	pcs		
VMS-VA 1	1	1	7203 85 8	

Sealing compound, water-repellent				
Type	Contents	Pack.	Item No.	
	kg	pcs		
VMS-VW 1	1	1	7203 86 4	

Sealing compound, conductive				
Type	Contents	Pack.	Item No.	
	kg	pcs		
VMS-VL 1	1	1	7203 86 7	

Pipe insulating strip				
Type	Dimension	Pack.	Item No.	
	mm	pcs		
VMS-RS	1000 x 100 x 3	3	7203 87 0	

Identification plate				
Type	Language	Pack.	Item No.	
		pcs		
VMS-KS DE	German	1	7203 87 4	
VMS-KS EN	English	1	7203 87 8	






**Materials for small insulation
and individual cables to MLAR**

Materials for small insulation and individual cables acc. to MLAR


Materials for small insulation and individual cables acc. to MLAR

Insulation layer creator in a cartridge




Type	Contents	Pack.	Item No.
	ml	pcs	
DSX-K	300	1	7202 30 0

Insulation layer creator in a bucket




Type	Contents	Pack.	Item No.
	kg	pcs	
DSX-E	5	1	7202 30 2

Mineral wool




Type	Dimension	Pack.	Item No.
		pcs	
MIW-S	25 Liter	1	7202 30 6

Identification plate for small insulation



Type	Language	Pack.	Item No.
		pcs	
KS-S DE	German	1	7205 42 5
KS-S ES	Spanisch	1	7205 42 7
KS-S EN	English	1	7205 42 9

Identification plate for single cable




Type	Pack.	Item No.
	pcs	
KS-LAR DE	1	7205 42 0



Escape route installations


False ceiling, grouped support and pressure clip

Grouped support GRIP "M" 15




Type	No. of conductors NYM 3 x 1.5	Pack.	Item No.
		pcs	
2031 M 15 FS	15	50	2207 02 8

Grouped support GRIP "M" 30




Type	No. of conductors NYM 3 x 1.5	Pack.	Item No.
		pcs	
2031 M 30 FS	30	25	2207 03 6

Grouped support GRIP "M" 70




Type	No. of conductors NYM 3 x 1.5	Pack.	Item No.
		pcs	
2031 M 70 FS	70	10	2207 06 0

Metal pressure clip, for 16 cables



Type	No. of conductors NYM 3 x 1.5	Pack.	Item No.
		pcs	
2033 M	16	25	2204 00 0


Metal pressure clip, for 10 cables



Type	No. of conductors NYM 3 x 1.5	Pack.	Item No.
		pcs	
2034 M	10	50	2204 01 0


False ceiling, cable tray

Cable tray RKSM 60




Type	Width	Plate thickness	Length	Pack.	Item No.
	mm	mm	mm	m	
RKSM 610 FS	100	0.75	3050	3	6047 61 1
RKSM 620 FS	200	0.75	3050	3	6047 63 8
RKSM 630 FS	300	0.75	3050	3	6047 65 4
RKSM 640 FS	400	0.9	3050	3	6047 68 9

Cable tray SKS 60




Type	Width	Length	Item No.
	mm	mm	
SKS 620 FS	200	3000	6056 20 2
SKS 630 FS	300	3000	6056 29 6
SKS 640 FS	400	3000	6056 40 7
SKS 650 FS	500	3000	6056 50 4
SKS 660 FS	600	3000	6056 60 1

90° bend




Type	Width	Pack.	Item No.
	mm	pcs	
RBM 90 610 FS	100	1	6041 13 0
RBM 90 620 FS	200	1	6041 13 4
RBM 90 630 FS	300	1	6041 13 6
RBM 90 640 FS	400	1	6041 13 8
RBM 90 650 FS	500	1	6041 14 0
RBM 90 660 FS	600	1	6041 14 2

Add-on tee




Type	Width	Pack.	Item No.
	mm	pcs	
RAAM 610 FS	100	1	6041 23 0
RAAM 620 FS	200	1	6041 23 4
RAAM 630 FS	300	1	6041 23 6
RAAM 640 FS	400	1	6041 23 8
RAAM 650 FS	500	1	6041 24 0
RAAM 660 FS	600	1	6041 24 2

Connector for RKSM




Type	Side height	Width	Pack.	Item No.
	mm	mm	pcs	
KTSMV 610 FS	60	100	1	6068 91 4
KTSMV 620 FS	60	200	1	6068 91 8
KTSMV 630 FS	60	300	1	6068 92 0
KTSMV 640 FS	60	400	1	6068 92 2

Connector for SKS




Type	Side height	Pack.	Item No.
	mm	pcs	
RWVL 60 FS	60	10	6067 11 5

Joint plate for SKS



Type	Width	Pack.	Item No.
	mm	pcs	
SSLB 200 FS	185	20	7070 21 3
SSLB 300 FS	285	20	7070 21 7
SSLB 400 FS	385	20	7070 22 1
SSLB 500 FS	485	20	7070 22 5
SSLB 600 FS	585	20	7070 23 3

Floor end plate



Type	Width	Pack.	Item No.
	mm	pcs	
BEB 100 FS	100	100	7083 10 6
BEB 200 FS	200	100	7083 20 3
BEB 300 FS	300	100	7083 30 0
BEB 400 FS	400	100	7083 40 8
BEB 500 FS	500	50	7083 50 5
BEB 600 FS	600	50	7083 60 2



Escape route installations

False ceiling, mesh cable tray

Mesh cable tray GRM 55						
Type	Width	Wire Ø	Length	Pack.	Item No.	
	mm	mm	mm	m		
GRM 55 100 G	100	3.9	3000	3	6001 44 2	
GRM 55 200 G	200	3.9	3000	3	6001 44 6	
GRM 55 300 G	300	4.8	3000	3	6001 44 8	
GRM 55 400 G	400	4.8	3000	3	6001 45 0	

Protective cap for mesh cable tray					
Type	Colour	Pack.	Item No.		
		pcs			
GR KS 3.9 OR	Pastel orange	500	6003 75 0		
GR KS 4.8 OR	Pastel orange	500	6003 75 4		

Clamping piece			
Type	Pack.	Item No.	
	pcs		
GKS 34 G	20	6016 85 5	

Connector			
Type	Pack.	Item No.	
	pcs		
GSV 34 G	20	6016 59 6	

False ceiling, G mesh cable tray

G mesh cable tray G-GRM				
Type	Length	Pack.	Item No.	
	mm	m		
G-GRM 50 50 G	3000	3	6005 53 5	
G-GRM 75 50 G	3000	3	6005 53 8	

G mesh cable tray G-GRM				
Type	Length	Pack.	Item No.	
	mm	m		
G-GRM 125 75 G	3000	3	6005 54 1	
G-GRM 150 100 G	3000	3	6005 54 4	

Protective cap for mesh cable tray				
Type	Colour	Pack.	Item No.	
		pcs		
GR KS 3.9 OR	Pastel orange	500	6003 75 0	

Clamping piece			
Type	Pack.	Item No.	
	pcs		
K 12 1818 FS	25	6437 10 9	

Securing hook			
Type	Pack.	Item No.	
	pcs		
G-GRM-SH 4401	50	6005 65 0	

False ceiling, mounting systems


US 5 support				
Type	Length	Pack.	Item No.	
	mm	pcs		
US 5 K 20 FT	200	1	6341 52 7	
US 5 K 30 FT	300	1	6341 53 5	
US 5 K 40 FT	400	1	6341 54 3	
US 5 K 50 FT	500	1	6341 55 1	
US 5 K 60 FT	600	1	6341 57 8	
US 5 K 70 FT	700	1	6341 58 6	
US 5 K 80 FT	800	1	6341 59 4	
US 5 K 90 FT	900	1	6341 60 8	
US 5 K 100 FT	1000	1	6341 61 6	
US 5 K 110 FT	1100	1	6341 62 4	
US 5 K 120 FT	1200	1	6341 63 2	

Protective cap for US 5 support				
Type	Colour	Pack.	Item No.	
		pcs		
US 5 KS OR	Pastel orange	20	6338 46 2	

Spacer DSK 45			
Type	Pack.	Item No.	
	pcs		
DSK 45 FT	20	6416 50 0	


False ceiling, mounting systems

Wall and support bracket AW 30F




Type	Length	Pack.	Item No.
	mm	pcs	
AW30F21 FT	210	1	6417 02 7
AW30F31 FT	310	1	6417 04 3
AW30F41 FT	410	1	6417 07 8
AW30F51 FT	510	1	6417 09 4
AW30F61 FT	610	1	6417 11 6

Fire protection clamp




Type	Pack.	Item No.
	pcs	
BSB FT	20	6418 19 8

Threaded rod




Type	Thread	Length	Pack.	Item No.
		mm	pcs	
2078 M12 1M G	M12	1000	20	3141 30 6

Mounting rail, MS 21




Type	Dimension W x H	Material thickness	Length	Pack.	Item No.
	mm	mm	mm	pcs	
MS 21 L 200 FT	41x21	2	200	1	1122 93 3
MS 21 L 300 FT	41x21	2	300	1	1122 93 4

Protective cap for mounting rail MS21




Type	Colour	Pack.	Item No.
		pcs	
MS 21 SK OR SP	Pastel orange	25	1122 90 2

Mounting rail, MS 41




Type	Dimension W x H	Material thickness	Length	Pack.	Item No.
	mm	mm	mm	pcs	
MS 41 L 200 FT	41x41	2.5	200	1	1122 50 9
MS 41 L 300 FT	41x41	2.5	300	1	1122 51 7
MS 41 L 400 FT	41x41	2.5	400	1	1122 52 5
MS 41 L 500 FT	41x41	2.5	500	1	1122 53 3

Protective cap for mounting rail MS41




Type	Colour	Pack.	Item No.
		pcs	
MS 41 SK OR SP	Pastel orange	25	1122 90 0

Separating retainer




Type	Side height	Length	Pack.	Item No.
	mm	mm	m	
TSG 45 FS	45	3000	3	6062 03 3

Separating retainer




Type	Side height	Length	Pack.	Item No.
	mm	mm	m	
TSG 60 FS	60	3000	3	6062 06 8

Separating retainer clamping piece for cable tray




Type	Pack.	Item No.
	pcs	
KS KR VA4310	30	6062 28 0

Separating retainer clamping piece for mesh cable tray




Type	Pack.	Item No.
	pcs	
KS GR VA4310	30	6062 28 2

Hexagonal bolt with continuous thread




Type	Dimension	Pack.	Item No.
	mm	pcs	
SKS 10X90 F	M10 x 90	20	6418 25 2

Truss-head bolt




Type	Thread	Length	Pack.	Item No.
		mm	pcs	
FRSB 6X12 F	M6	12	100	6406 12 2
FRSB 6X15 F	M6	16	100	6406 15 7
FRSB 6X20 F	M6	20	100	6406 20 3

Large washer




Type	Outer-Ø	Hole-Ø	Pack.	Item No.
	mm	mm	pcs	
DIN440 7 F	22	6.6	100	6408 70 2
DIN440 14 F	44	13.5	50	6408 73 7

Washer



Type	Thread	Dimension D	Pack.	Item No.
		mm	pcs	
966 M12 G	M12	24	100	3402 12 6

Hexagonal nut



Type	Thread	Pack.	Item No.
		pcs	
DIN 934 M12 G	M12	100	3400 12 3





Fire protection ducts

Fire protection duct PYROLINE® Rapid - BSKM 0711

Metal fire protection duct, I30 to I120						
Type	Height	Width	Length	Pack.	Item No.	
	mm	mm	mm	m		
BSKM 0711	70	110	2000	2	7216 30 0	

Connector			
Type	Pack.	Item No.	
	pcs		
BSKM-VD 0711	1	7216 31 0	

Connector for corner mounting			
Type	Pack.	Item No.	
	pcs		
BSKM-VE 0711	5	7216 31 2	

Support profile			
Type	Pack.	Item No.	
	pcs		
BSKM-AD 0711	1	7216 31 5	

External corner			
Type	Pack.	Item No.	
	pcs		
BSKM-AE 0711	1	7216 32 0	

Lock plate for external corner			
Type	Pack.	Item No.	
	pcs		
BSKM-GA 0711	1	7216 32 5	

Internal corner			
Type	Pack.	Item No.	
	pcs		
BSKM-IE 0711	1	7216 34 0	

Lock plate for internal corner			
Type	Pack.	Item No.	
	pcs		
BSKM-GI 0711	1	7216 34 5	

Flat angle			
Type	Pack.	Item No.	
	pcs		
BSKM-FW 0711	1	7216 33 0	

Lock plate for flat angle			
Type	Pack.	Item No.	
	pcs		
BSKM-GF 0711	1	7216 33 5	

45° vertical bend, rising			
Type	Pack.	Item No.	
	pcs		
BSKM-ES 0711	1	7216 35 0	

45° vertical bend, falling			
Type	Pack.	Item No.	
	pcs		
BSKM-EF 0711	1	7216 35 5	

T branch hood			
Type	Pack.	Item No.	
	pcs		
BSKM-TA 0711	1	7216 36 2	

Lock plate, T branch piece			
Type	Pack.	Item No.	
	pcs		
BSKM-GT 0711	1	7216 36 4	

End piece			
Type	Pack.	Item No.	
	pcs		
BSKM-VK 0711	1	7216 36 0	

Cable clamp for wall mounting			
Type	Pack.	Item No.	
	pcs		
BSKM-BW 0711	10	7216 37 0	

Cable clamp for ceiling mounting			
Type	Pack.	Item No.	
	pcs		
BSKM-BD 0711	10	7216 37 2	

Wall connection I120			
Type	Pack.	Item No.	
	pcs		
BSKM-WA 0711	1	7216 38 0	

Lock plate for wall connection I120			
Type	Pack.	Item No.	
	pcs		
BSKM-GW 0711	1	7216 38 5	



Fire protection ducts

Fire protection duct PYROLINE® Rapid - BSKM 1025

Metal fire protection duct, I30 to I120					Connector				Connector for corner mounting				
Type	Height	Width	Length	Pack.	Item No.	Type		Pack.	Item No.	Type		Pack.	Item No.
	mm	mm	mm	m				pcs				pcs	
BSKM 1025	100	250	2000	2	7216 40 0	BSKM-VD 1025		1	7216 41 0	BSKM-VE 1025		5	7216 41 2
Support profile					External corner				Lock plate for external corner				
Type				Pack.	Item No.	Type		Pack.	Item No.	Type		Pack.	Item No.
				pcs				pcs				pcs	
BSKM-AD 1025				1	7216 41 5	BSKM-AE 1025		1	7216 42 0	BSKM-GA 1025		1	7216 42 5
Internal corner					Lock plate for internal corner				Flat angle				
Type				Pack.	Item No.	Type		Pack.	Item No.	Type		Pack.	Item No.
				pcs				pcs				pcs	
BSKM-IE 1025				1	7216 44 0	BSKM-GI 1025		1	7216 44 5	BSKM-FW 1025		1	7216 43 0
Lock plate for flat angle					45° vertical bend, rising				45° vertical bend, falling				
Type				Pack.	Item No.	Type		Pack.	Item No.	Type		Pack.	Item No.
				pcs				pcs				pcs	
BSKM-GF 1025				1	7216 43 5	BSKM-ES 1025		1	7216 45 0	BSKM-EF 1025		1	7216 45 5
Reducing piece hood					Lock plate for wall connection I120				Lock plate reducing piece				
Type				Pack.	Item No.	Type		Pack.	Item No.	Type		Pack.	Item No.
				pcs				pcs				pcs	
BSKM-RE 1025				1	7216 40 4	BSKM-GW 1025		1	7216 48 5	BSKM-RG 1025		1	7216 40 6
T branch hood					Lock plate, T branch piece				Hood for T reducing branch piece				
Type				Pack.	Item No.	Type		Pack.	Item No.	Type		Pack.	Item No.
				pcs				pcs				pcs	
BSKM-TA 1025				1	7216 46 2	BSKM-GT 1025		1	7216 46 4	BSKM-TR 1025		1	7216 46 6
Lock plate, T reducing branch piece					End piece				Cable clamp for wall mounting				
Type				Pack.	Item No.	Type		Pack.	Item No.	Type		Pack.	Item No.
				pcs				pcs				pcs	
BSKM-GR 1025				1	7216 46 8	BSKM-VK 1025		1	7216 46 0	BSKM-BW 1025		10	7216 47 0

BSS

Fire protection duct PYROLINE® Rapid - BSKM 1025

Cable clamp for ceiling mounting			
Type	Pack.	Item No.	
	pcs		
BSKM-BD 1025	10	7216 47 2	

Lid support			
Type	Pack.	Item No.	
	pcs		
BSKM-DS 1025	10	7216 47 4	

Wall connection I120			
Type	Pack.	Item No.	
	pcs		
BSKM-WA 1025	1	7216 48 0	

Fire protection duct PYROLINE® Rapid - BSKM accessories

V-Tec brass cable outlet				
Type	Thread	Pack.	Item No.	
		pcs		
V-TEC VM12 MS	M12 x 1,5	50	2086 01 8	
V-TEC VM16 MS	M16 x 1,5	50	2086 02 4	
V-TEC VM20 MS	M20 x 1,5	25	2086 03 0	
V-TEC VM25 MS	M25 x 1,5	25	2086 03 6	
V-TEC VM32 MS	M32 x 1,5	20	2086 04 2	
V-TEC VM40 MS	M40 x 1,5	5	2086 04 8	
V-TEC VM50 MS	M50 x 1,5	5	2086 05 4	

Cable outlet, locknut, brass				
Type	Thread	Pack.	Item No.	
		pcs		
169 MS M12	M12 x 1,5	100	2091 60 7	
169 MS M16	M16 x 1,5	100	2091 61 5	
169 MS M20	M20 x 1,5	100	2091 62 3	
169 MS M25	M25 x 1,5	100	2091 63 1	
169 MS M32	M32 x 1,5	100	2091 65 8	
169 MS M40	M40 x 1,5	50	2091 66 6	
169 MS M50	M50 x 1,5	50	2091 67 4	

Cable outlet, multiple sealing ring for V-Tec					
Type	Number of drill holes	Colour	Pack.	Item No.	
			pcs		
107 C VM 20 2x4	2	Black	50	2029 67 2	
107 C VM 20 4x5	4	Black	50	2029 67 5	
107 C VM 20 2x6	2	Black	50	2029 67 7	
107 C VM 25 5x4	5	Black	50	2029 67 9	
107 C VM 25 3x6	3	Black	50	2029 68 2	
107 C VM 25 2x6	2	Black	50	2029 68 5	
107 C VM 25 3x7	3	Black	50	2029 68 8	
107 C VM 25 2x8	2	Black	50	2029 69 0	
107 C VM 32 2x8	2	Black	25	2029 69 3	
107 C VM 32 4x8	4	Black	25	2029 69 6	

Locking bracket			
Type	Pack.	Item No.	
	pcs		
RKV3V	20	6288 70 0	

Profile rail in fixed lengths						
Type	Dimension W x H	Material thickness	Length	Pack.	Item No.	
	mm	mm	mm	pcs		
MS 21 L 200 FT	41x21	2	200	1	1122 93 3	
MS 21 L 400 FT	41x21	2	400	1	1122 93 5	

Protective cap for profile rail				
Type	Colour	Pack.	Item No.	
		pcs		
MS 21 SK OR SP	Pastel orange	25	1122 90 2	

Threaded rod				
Type	Thread	Length	Pack.	Item No.
		mm	pcs	
2078 M10 1M G	M10	1000	25	3141 20 9

Hexagonal nut				
Type	Thread	Pack.	Item No.	
		pcs		
DIN 934 M10 G	M10	100	3400 10 7	

Large washer				
Type	Thread	Dimension D	Pack.	Item No.
		mm	pcs	
967 M10 G	M10	28	100	3402 22 3

Fire protection bolt tie				
Type	Bore hole Ø	Screw system	Pack.	Item No.
	mm		pcs	
MMS-MS7,5x50	6	Torx	100	3498 26 0

Foam seal for BSKM 0711 cable exit			
Type	Dimension	Weight	Item No.
	mm	kg/100 pcs.	
BSKM-KA 0711	—	0.300	7216 39 0

Foam seal for BSKM 1025 cable exit			
Type	Dimension	Weight	Item No.
	mm	kg/100 pcs.	
BSKM-KA 1025	—	1.000	7216 49 0

Coating compound for cable exit			
Type	Contents	Pack.	Item No.
	ml	pcs	
ASX-K	310	1	7202 31 0


Connector screw			
Type	Screw system	Pack.	Item No.
		pcs	
BSKM-S4008	Phillips PH with screw slot	100	3498 09 2



Fire protection ducts


Fire protection duct PYROLINE® Con D - BSK 09

Fire protection duct I90/E30, internal height 50 mm




Type	Internal dimensions mm	External dimensions mm	Length mm	Pack. m	Item No.
BSK 090506	50x60	95x120	1000	1	7215 15 0
BSK 090511	50x110	95x170	1000	1	7215 15 4
BSK 090521	50x210	95x270	1000	1	7215 15 8

End piece I90/E30 for internal height 50 mm




Type	Dimension mm	Pack. pcs	Item No.
BSK-E090506	—	1	7215 25 0
BSK-E090511	—	1	7215 25 2
BSK-E090521	—	1	7215 25 4

Wall connection collar I90 for internal height 50 mm




Type	Pack. pcs	Item No.
BSK-K0506	1	7215 53 3
BSK-K0511	1	7215 53 7
BSK-K0521	1	7215 54 1

Fire protection duct I90/E30, internal height 105 mm




Type	Internal dimensions mm	External dimensions mm	Length mm	Pack. m	Item No.
BSK 091016	105x160	150x220	1000	1	7215 16 2
BSK 091026	105x260	150x320	1000	1	7215 16 6

End piece I90/E30 for internal height 105 mm




Type	Dimension mm	Pack. pcs	Item No.
BSK-E091016	—	1	7215 25 6
BSK-E091026	—	1	7215 25 8

Wall connection collar I90 for internal height 105 mm




Type	Pack. pcs	Item No.
BSK-K1016	1	7215 54 5
BSK-K1026	1	7215 54 9

Doublers I90




Type	Dimension mm	Pack. pcs	Item No.
BSK-A0908	80 x 80 x 20	1	7215 45 2
BSK-A0910	100 x 100 x 20	1	7215 45 8

Sealing strips I90/E30



Type	Dimension mm	Length m	Weight kg/100 pcs.	Item No.
BSK-D0930	5 x 30	15	37.500	7215 42 3


Counter-sunk head screw I90/E30



Type	Dimension mm	Screw system	Pack. pcs	Item No.
BSK-S0955	4.0 x 55	Phillips PH	50	7215 40 0


Fire protection duct PYROLINE® Con D - BSK 12

Fire protection duct I120/E90, internal height 50 mm




Type	Internal dimensions mm	External dimensions mm	Length mm	Pack. m	Item No.
BSK 120506	50x60	130x180	1000	1	7215 21 0
BSK 120511	50x110	130x230	1000	1	7215 21 6
BSK 120521	50x210	130x330	1000	1	7215 22 2

End piece I120/E90 for internal height 50 mm




Type	Dimension mm	Pack. pcs	Item No.
BSK-E120506	—	1	7215 27 0
BSK-E120511	—	1	7215 27 2
BSK-E120521	—	1	7215 27 4

Fire protection duct I120/E90, internal height 105 mm




Type	Internal dimensions mm	External dimensions mm	Length mm	Pack. m	Item No.
BSK 121016	105x160	185x280	1000	1	7215 22 8
BSK 121026	105x260	185x380	1000	1	7215 23 4

End piece I 120/E 90 for internal height 105 mm




Type	Dimension mm	Pack. pcs	Item No.
BSK-E121016	—	1	7215 27 6
BSK-E121026	—	1	7215 27 8

Sealing strip I120/E90



Type	Dimension mm	Length m	Weight kg/100 pcs.	Item No.
BSK-D1260	5 x 60	15	74.200	7215 43 2


Counter-sunk head screw I120/E90



Type	Dimension mm	Screw system	Pack. pcs	Item No.
BSK-S1280	4.5 x 80	Phillips PH	50	7215 41 2


Fire protection duct PYROLINE® Con D - BSK accessories

Separating clamp for ceiling mounting



Type	Dimension mm	Pack. pcs	Item No.
BSK-B0511	46 x 55	25	7215 35 6
BSK-B0521	46 x 105	25	7215 36 2
BSK-B1016	101 x 80	25	7215 36 8
BSK-B1026	101 x 130	25	7215 37 4

Separating bracket for wall mounting



Type	Dimension mm	Pack. pcs	Item No.
BSK-W0511	46 x 37.5	25	7215 31 2
BSK-W0521	46 x 72.5	25	7215 31 8
BSK-W1016	101 x 50	25	7215 32 4
BSK-W1026	101 x 97.5	25	7215 33 0

Fire protection duct PYROLINE® Con D - BSK accessories

Fastening clips					
Type	For Ø	Hole size	Pack.	Item No.	
	mm	mm	pcs		
604 3 G	3	4,5 x 6	100	1003 03 8	
604 4 G	4	4,5 x 6	100	1003 04 6	
604 5 G	5	4,5 x 6	100	1003 05 4	
604 6 G	6	4,5 x 6	100	1003 06 2	
604 7 G	7	4,5 x 6	100	1003 07 0	
604 8 G	8	4,5 x 6	100	1003 08 9	
604 9 G	9	4,5 x 6	100	1003 09 7	
604 10 G	10	4,5 x 6	100	1003 10 0	
604 11 G	11	4,5 x 6	100	1003 11 9	
604 12 G	12	4,5 x 6	100	1003 12 7	
604 13 G	13	4,5 x 6	100	1003 13 5	
604 16 G	16	4,5 x 6	100	1003 17 8	
604 19 G	19	4,5 x 6	100	1003 19 4	
604 20 G	20	4,5 x 6	100	1003 20 8	
604 21 G	21	4,5 x 6	100	1003 21 6	
604 23 G	23	4,5 x 6	100	1003 23 2	
604 25 G	25	4,5 x 6	100	1003 25 9	
604 28 G	28	4,5 x 6	100	1003 28 3	
604 32 G	32	4,5 x 6	100	1003 32 1	
604 35 G	35	5,5 x 7	100	1003 35 6	
604 37 G	37	5,5 x 7	100	1003 37 2	
604 40 G	40	5,5 x 7	100	1003 40 2	
604 47 G	47	5,5 x 7	50	1003 46 1	

Bolt for cable fastening					
Type	Dimension	Screw system	Pack.	Item No.	
			pcs		
BSKP-S5016	5x16	Other	100	3498 09 6	
BSKP-S5020	5x20	Other	100	3498 09 8	

Bolt tie						
Type	Dimension	Bore hole Ø	Screw system	Pack.	Item No.	
	mm	mm		pcs		
MMS7.5X80	7.5 x 80	6	Torx	50	3498 27 1	

Mortar				
Type	Contents	Pack.	Item No.	
	kg	pcs		
BSK-M	3.5	1	7215 50 0	

Identification plate for function maintenance				
Type	Language	Pack.	Item No.	
		pcs		
KS-E DE	German	10	7205 42 3	
KS-E EN	English	10	7205 43 2	
KS-E HU	Hungarian	10	7205 43 4	
KS-E PL	Polish	10	7205 43 6	

Fire protection duct PYROLINE® Con S - BSKH 09

Fire protection duct, internal height 50 mm					
Type	Internal dimensions	External dimensions	Length	Pack.	Item No.
	mm	mm	mm	m	
BSKH 090506	50 x 60	110 x 120	1000	1	7215 17 3
BSKH 090511	50 x 110	110 x 170	1000	1	7215 17 7
BSKH 090521	50 x 210	110 x 270	1000	1	7215 18 1

90° bend, internal height 50 mm			
Type	Pack.	Item No.	
	pcs		
BSKH-FB090506	1	7215 60 2	
BSKH-FB090511	1	7215 60 6	
BSKH-FB090521	1	7215 61 0	

T piece, internal height 50 mm			
Type	Pack.	Item No.	
	pcs		
BSKH-FT090506	1	7215 63 1	
BSKH-FT090511	1	7215 63 5	
BSKH-FT090521	1	7215 63 9	

End piece for internal height 50 mm				
Type	Dimension	Pack.	Item No.	
	mm	pcs		
BSKH-E090506	—	1	7215 59 0	
BSKH-E090511	—	1	7215 59 2	
BSKH-E090521	—	1	7215 59 4	

Wall connection collar I90 for internal height 50 mm			
Type	Pack.	Item No.	
	pcs		
BSKH-K0506	1	7215 57 0	
BSKH-K0511	1	7215 57 4	
BSKH-K0521	1	7215 57 8	

Fire protection duct, internal height 105 mm					
Type	Internal dimensions	External dimensions	Length	Pack.	Item No.
	mm	mm	mm	m	
BSKH 091016	105 x 160	165 x 220	1000	1	7215 18 5
BSKH 091026	105 x 260	165 x 320	1000	1	7215 18 9



Fire protection ducts

Fire protection duct PYROLINE® Con S - BSKH 09

90° bend, internal height 105 mm

Type	Pack.	Item No.
	pcs	
BSKH-FB091016	1	7215 61 4
BSKH-FB091026	1	7215 61 8

T piece, internal height 105 mm

Type	Pack.	Item No.
	pcs	
BSKH-FT091016	1	7215 64 3
BSKH-FT091026	1	7215 64 7

End piece for internal height 105 mm

Type	Dimension	Pack.	Item No.
	mm	pcs	
BSKH-E091016	–	1	7215 59 6
BSKH-E091026	–	1	7215 59 8

Wall connection collar I90 for internal height 105 mm

Type	Pack.	Item No.
	pcs	
BSKH-K1016	1	7215 58 2
BSKH-K1026	1	7215 58 6

Sealing strips I90/E30

Type	Dimension	Length	Weight	Item No.
	mm	m	kg/100 pcs.	
BSK-D0930	5 x 30	15	37.500	7215 42 3

Doubler I90

Type	Dimension	Pack.	Item No.
	mm	pcs	
BSK-A0908	80 x 80 x 20	1	7215 45 2
BSK-A0910	100 x 100 x 20	1	7215 45 8

Connector set

Type	Pack.	Item No.
	pcs	
BSKH-V050	1	7215 38 1
BSKH-V052	1	7215 38 5
BSKH-V101	1	7215 38 9

Mortar

Type	Contents	Pack.	Item No.
	kg	pcs	
BSK-M	3.5	1	7215 50 0

Fire protection duct PYROLINE® Con S - BSKH mounting systems

US 3 support

Type	Length	Pack.	Item No.
	mm	pcs	
US 3 K 20 FT	200	1	6342 35 1
US 3 K 30 FT	300	1	6342 35 3
US 3 K 40 FT	400	1	6342 35 5
US 3 K 50 FT	500	1	6342 35 7
US 3 K 60 FT	600	1	6342 35 9
US 3 K 70 FT	700	1	6342 36 2
US 3 K 80 FT	800	1	6342 36 4
US 3 K 90 FT	900	1	6342 36 6
US 3 K 100 FT	1000	1	6342 36 8
US 3 K 110 FT	1100	1	6342 37 0
US 3 K 120 FT	1200	1	6342 37 2

US 3 support

Type	Length	Pack.	Item No.
	mm	pcs	
US 3 20 FS	200	1	6342 30 2
US 3 30 FS	300	1	6342 30 4
US 3 40 FS	400	1	6342 30 6

Protective cap for US 3 support

Type	Colour	Pack.	Item No.
		pcs	
US 3 KS OR	Pastel orange	20	6338 45 8

Wall and support bracket AW 15

Type	Width	Pack.	Item No.
	mm	pcs	
AW 15 16 FT	160	30	6420 66 4
AW 15 21 FT	210	30	6420 68 0
AW 15 31 FT	310	30	6420 71 0
AW 15 41 FT	410	30	6420 74 5

Spacer DSK 25

Type	Pack.	Item No.
	pcs	
DSK 25 FT	20	6416 44 6

Hexagonal bolt

Type	Dimension	Pack.	Item No.
	mm	pcs	
SKS 10X80 F	M10 x 80	20	6418 25 0

Threaded rod adapter E30

Type	Pack.	Item No.
	pcs	
BSKH-G	1	7215 39 5

Threaded rod

Type	Thread	Length	Pack.	Item No.
		mm	pcs	
2078 M10 1M G	M10	1000	25	3141 20 9

Hexagonal nut

Type	Thread	Pack.	Item No.
		pcs	
DIN 934 M10 G	M10	100	3400 10 7

Fire protection duct PYROLINE® Con S - BSKH mounting systems

Washer					
Type	Thread	Dimension D		Pack.	Item No.
		mm		pcs	
966 M10 G	M10	20		100	3402 09 6

Barrier strip for 50 mm internal height					
Type	Side height	Length		Pack.	Item No.
	mm	mm		m	
TSG 45 FS	45	3000		3	6062 03 3

Barrier strip for 105 mm internal height					
Type	Side height	Length		Pack.	Item No.
	mm	mm		m	
TSG 85 FS	85	3000		3	6062 11 4

Bolt for barrier strip and fittings					
Type	Dimension	Screw system		Pack.	Item No.
				pcs	
BSKH-S6030	6x30	Pozidrive PZ		200	3498 10 0

Identification plate for function maintenance					
Type	Language			Pack.	Item No.
				pcs	
KS-E DE	German			10	7205 42 3
KS-E EN	English			10	7205 43 2
KS-E HU	Hungarian			10	7205 43 4
KS-E PL	Polish			10	7205 43 6

Fire protection duct PYROLINE® Sun PV

Fire protection duct					
Type	Internal dimensions	External dimensions	Length	Pack.	Item No.
	mm	mm	mm	m	
BSKP 0406	40x60	80x100	1000	1	7214 70 0

End piece					
Type	Dimension B	Dimension H		Pack.	Item No.
	mm	mm		pcs	
BSKP-E0406	100	80		1	7214 70 5

Sealing strip					
Type	Dimension	Length		Weight	Item No.
	mm	mm		kg/100 pcs.	
BSKP-D0320	20 x 5	1000		16.000	7214 71 0

Lid screws					
Type	Dimension	Screw system		Pack.	Item No.
	mm			pcs	
BSK-S0955	4.0 x 55	Phillips PH		50	7215 40 0

Connector for suspended mounting					
Type		Weight		Pack.	Item No.
		kg/100 pcs.			
BSKP-V 0406		22.000			7214 71 5

Bolt for connector					
Type	Dimension	Screw system		Pack.	Item No.
				pcs	
BSKP-S5020	5x20	Other		100	3498 09 8

Threaded rod					
Type	Thread	Length		Pack.	Item No.
		mm		pcs	
2078 M10 1M G	M10	1000		25	3141 20 9

Hexagonal nut					
Type	Thread			Pack.	Item No.
				pcs	
DIN 934 M10 G	M10			100	3400 10 7

Washer					
Type	Thread	Dimension D		Pack.	Item No.
		mm		pcs	
966 M10 G	M10	20		100	3402 09 6

Fastening clips					
Type	For Ø	Hole size		Pack.	Item No.
	mm	mm		pcs	
604 4 G	4	4,5 x 6		100	1003 04 6
604 5 G	5	4,5 x 6		100	1003 05 4
604 6 G	6	4,5 x 6		100	1003 06 2
604 7 G	7	4,5 x 6		100	1003 07 0
604 8 G	8	4,5 x 6		100	1003 08 9
604 9 G	9	4,5 x 6		100	1003 09 7
604 10 G	10	4,5 x 6		100	1003 10 0

Bolt for cable fastening					
Type	Dimension	Screw system		Pack.	Item No.
				pcs	
BSKP-S5016	5x16	Other		100	3498 09 6

Bolt tie					
Type	Dimension	Bore hole Ø	Screw system	Pack.	Item No.
	mm	mm		pcs	
MMS7.5X80	7,5 x 80	6	Torx	50	3498 27 1



Fire protection ducts

Fire protection duct PYROLINE® Sun PV

Mortar				
Type	Contents		Pack.	Item No.
	kg		pcs	
BSK-M	3.5		1	7215 50 0

Identification plate			
Type		Pack.	Item No.
		pcs	
KS-BSKP DE		1	7214 72 5

BSS









Cable bandages




Cable bandages

 **Mesh for dry areas**

Type	Width	Length	Pack.	Item No.
	mm	mm	pcs	
FSB-BS	1100	10000	1	7202 26 5

 **Mesh for wet areas**

Type	Width	Length	Pack.	Item No.
	mm	mm	pcs	
FSB-WB	1100	20000	1	7203 16 0

 **Complete set**


Type	Length	Width	Pack.	Item No.
	mm	mm	pcs	
FSB-K32	550	380	1	7203 15 0
FSB-K82	550	880	1	7203 15 4

Metal strip clips, narrow


Type	Length	Width	Pack.	Item No.
	mm	mm	pcs	
MBS 015	150	7	100	7203 10 0
MBS 030	300	7	100	7203 10 2
MBS 045	450	7	50	7203 10 4
MBS 061	610	7	50	7203 10 6

Metal strip clips, wide


Type	Length	Width	Pack.	Item No.
	mm	mm	pcs	
MBS 075	750	12	25	7203 10 8
MBS 100	1000	12	25	7203 11 0
MBS 120	1200	12	25	7203 11 2
MBS 150	1500	12	25	7203 11 4

 **Pliers for metal strip clips**


Type	Pack.	Item No.
	pcs	
MBS-Z	1	7203 12 0

 **Tightening strap for fastening of cable bandages**


Type	Width	Per roll	Pack.	Item No.
	mm	m	pcs	
FSB-SB 100	15	100	1	7203 13 1

 **Tightening strap lock**

Type	Pack.	Item No.
	pcs	
FSB-SV	50	7203 13 2

 **Securing clip**

Type	Pack.	Item No.
	pcs	
FSB-SC	50	7203 13 4

 **Identification plate**

Type	Pack.	Item No.
	pcs	
KS-FSB DE	1	7203 14 0






Function maintenance
Cable-specific
support structures



Function maintenance: cable-specific support structures


Cable tray RKS-Magic®

Cable tray RKS-Magic®




Type	Width	Plate thickness	Length	Pack.	Item No.
	mm	mm	mm	m	
RKSM 610 FS	100	0.75	3050	3	6047 61 1
RKSM 620 FS	200	0.75	3050	3	6047 63 8
RKSM 630 FS	300	0.75	3050	3	6047 65 4
RKSM 640 FS	400	0.9	3050	3	6047 68 9
RKSM 610 FT	100	0.75	3050	3	6047 61 2
RKSM 620 FT	200	0.75	3050	3	6047 63 9
RKSM 630 FT	300	0.75	3050	3	6047 65 5
RKSM 640 FT	400	0.9	3050	3	6047 69 0

90° bend




Type	Width	Pack.	Item No.
	mm	pcs	
RBM 90 610 FS	100	1	6041 13 0
RBM 90 620 FS	200	1	6041 13 4
RBM 90 630 FS	300	1	6041 13 6
RBM 90 640 FS	400	1	6041 13 8
RBM 90 610 FT	100	1	6041 15 0
RBM 90 620 FT	200	1	6041 15 4
RBM 90 630 FT	300	1	6041 15 6
RBM 90 640 FT	400	1	6041 15 8

Add-on tee




Type	Width	Pack.	Item No.
	mm	pcs	
RAAM 610 FS	100	1	6041 23 0
RAAM 620 FS	200	1	6041 23 4
RAAM 630 FS	300	1	6041 23 6
RAAM 640 FS	400	1	6041 23 8
RAAM 610 FT	100	1	6041 25 0
RAAM 620 FT	200	1	6041 25 4
RAAM 630 FT	300	1	6041 25 7
RAAM 640 FT	400	1	6041 25 9

Connector




Type	Side height	Width	Pack.	Item No.
	mm	mm	pcs	
KTSMV 610 FS	60	100	1	6068 91 4
KTSMV 620 FS	60	200	1	6068 91 8
KTSMV 630 FS	60	300	1	6068 92 0
KTSMV 640 FS	60	400	1	6068 92 2
KTSMV 610 DD	60	100	1	6068 93 6
KTSMV 620 DD	60	200	1	6068 94 0
KTSMV 630 DD	60	300	1	6068 94 2
KTSMV 640 DD	60	400	1	6068 94 4

Joint plate




Type	Width	Pack.	Item No.
	mm	pcs	
SSLB 100 FS	85	20	7070 20 5
SSLB 200 FS	185	20	7070 21 3
SSLB 300 FS	285	20	7070 21 7
SSLB 400 FS	385	20	7070 22 1
SSLB 100 DD	85	20	7070 30 6
SSLB 200 DD	185	20	7070 31 4
SSLB 300 DD	285	20	7070 31 8
SSLB 400 DD	385	20	7070 32 2

Floor end plate



Type	Width	Pack.	Item No.
	mm	pcs	
BEB 100 FS	100	100	7083 10 6
BEB 200 FS	200	100	7083 20 3
BEB 300 FS	300	100	7083 30 0
BEB 400 FS	400	100	7083 40 8
BEB 100 DD	100	100	7083 61 8
BEB 200 DD	200	100	7083 62 6
BEB 300 DD	300	100	7083 63 0
BEB 400 DD	400	100	7083 63 4


Identification plate for cable system



Type	Language	Pack.	Item No.
		pcs	
KS-E DE	German	10	7205 42 3
KS-E EN	English	10	7205 43 2
KS-E HU	Hungarian	10	7205 43 4
KS-E PL	Polish	10	7205 43 6


Mesh cable tray GR-Magic®

Mesh cable tray GR-Magic®, electrogalvanised




Type	Width	Wire Ø	Length	Pack.	Item No.
	mm	mm	mm	m	
GRM 55 200 4.8 G	200	4.8	3000	3	6001 44 7
GRM 55 300 G	300	4.8	3000	3	6001 44 8
GRM 55 400 G	400	4.8	3000	3	6001 45 0

Protective cap for mesh cable tray




Type	Colour	Pack.	Item No.
		pcs	
GR KS 4.8 OR	Pastel orange	500	6003 75 4

Clamping piece




Type	Pack.	Item No.
	pcs	
GKS 34 G	20	6016 85 5

Connector




Type	Pack.	Item No.
	pcs	
GSV 34 G	20	6016 59 6

Lid, unperforated



Type	Width	Length	Pack.	Item No.
	mm	mm	m	
DRLU 200 FS	200	3000	3	6052 21 0
DRLU 300 FS	300	3000	3	6052 30 7
DRLU 400 FS	400	3000	3	6052 40 5

Lid clamp



Type	Pack.	Item No.
	pcs	
DKU VA4310	20	6065 60 0



Function maintenance: cable-specific support structures

Mesh cable tray GR-Magic®

Connection component				
Type	Pack.	Weight	Item No.	
	pcs	kg/100 pcs.		
ABG FT	20	0.850	6015 34 5	

Drop-out plate				
Type	Pack.	Weight	Item No.	
	pcs	kg/100 pcs.		
KAB GR FS	10	14.100	6220 13 9	

Identification plate for cable system				
Type	Language	Pack.	Item No.	
		pcs		
KS-E DE	German	10	7205 42 3	
KS-E EN	English	10	7205 43 2	
KS-E HU	Hungarian	10	7205 43 4	
KS-E PL	Polish	10	7205 43 6	

SL cable ladder

Cable ladder					
Type	Width	Length	Frame distance	Pack.	Item No.
	mm	mm	mm	m	
SL 620 VSF F	200	6000	150	6	6207 92 8
SL 630 VSF F	300	6000	150	6	6207 93 2
SL 640 VSF F	400	6000	150	6	6207 93 6
SL 650 VSF F	500	6000	150	6	6207 94 0

Protective cap for cable ladders				
Type	Colour	Pack.	Item No.	
		pair		
SKH 60 OR	Pastel orange	40	6222 53 7	

90° bend				
Type	Width	Pack.	Item No.	
	mm	pcs		
LBI 90 620 VS FS	200	1	6211 22 4	
LBI 90 630 VS FS	300	1	6211 23 2	
LBI 90 640 VS FS	400	1	6211 24 0	
LBI 90 650 VS FS	500	1	6211 25 9	

T piece				
Type	Width	Pack.	Item No.	
	mm	pcs		
LT 620 VS FS	200	1	6213 72 3	
LT 630 VS FS	300	1	6213 73 1	
LT 640 VS FS	400	1	6213 75 8	
LT 650 VS FS	500	1	6213 76 6	

External connector				
Type	Pack.	Item No.		
	pcs			
AVL 60 FS	10	6208 77 0		

Clamping piece				
Type	Pack.	Item No.		
	pcs			
LKS 40 FS	10	6221 07 6		

Exit plate				
Type	Width	Pack.	Item No.	
	mm	pcs		
LAB 20 FT	200	20	6220 43 6	
LAB 30 FT	300	25	6220 44 4	
LAB 40 FT	400	25	6220 45 2	
LAB 50 FT	500	15	6220 46 0	

Support plate				
Type	Width	Pack.	Item No.	
	mm	pcs		
LALB 20 FT	200	10	6221 85 8	
LALB 30 FT	300	10	6221 86 6	
LALB 40 FT	400	10	6221 87 4	
LALB 50 FT	500	10	6221 88 2	

Rung support plate for fitting				
Type	Width	Pack.	Item No.	
	mm	pcs		
SAB20 FS	180	25	6222 94 3	
SAB30 FS	280	25	6222 95 1	
SAB40 FS	380	25	6222 97 8	


Connection component				
Type	Pack.	Item No.		
	pcs			
ABL FT	20	6221 46 7		

Identification plate for cable system				
Type	Language	Pack.	Item No.	
		pcs		
KS-E DE	German	10	7205 42 3	
KS-E EN	English	10	7205 43 2	
KS-E HU	Hungarian	10	7205 43 4	
KS-E PL	Polish	10	7205 43 6	

Function maintenance: cable-specific support structures


Mounting systems

US 3 support




Type	Length mm	Pack. pcs	Item No.
US 3 K 20 FT	200	1	6342 35 1
US 3 K 30 FT	300	1	6342 35 3
US 3 K 40 FT	400	1	6342 35 5
US 3 K 50 FT	500	1	6342 35 7
US 3 K 60 FT	600	1	6342 35 9
US 3 K 70 FT	700	1	6342 36 2
US 3 K 80 FT	800	1	6342 36 4
US 3 K 90 FT	900	1	6342 36 6
US 3 K 100 FT	1000	1	6342 36 8
US 3 K 110 FT	1100	1	6342 37 0
US 3 K 120 FT	1200	1	6342 37 2

US 3 support




Type	Length mm	Pack. pcs	Item No.
US 3 20 FS	200	1	6342 30 2
US 3 30 FS	300	1	6342 30 4
US 3 40 FS	400	1	6342 30 6
US 3 50 FS	500	1	6342 30 8
US 3 60 FS	600	1	6342 31 0
US 3 70 FS	700	1	6342 31 2
US 3 80 FS	800	1	6342 31 4
US 3 90 FS	900	1	6342 31 6
US 3 100 FS	1000	1	6342 31 8

Head plate for US 3 support




Type	Pack. pcs	Item No.
KU 3 FT	10	6348 87 4

Protective cap for US 3 support




Type	Colour	Pack. pcs	Item No.
US 3 KS OR	Pastel orange	20	6338 45 8

US 5 support




Type	Length mm	Pack. pcs	Item No.
US 5 K 20 FT	200	1	6341 52 7
US 5 K 30 FT	300	1	6341 53 5
US 5 K 40 FT	400	1	6341 54 3
US 5 K 50 FT	500	1	6341 55 1
US 5 K 60 FT	600	1	6341 57 8
US 5 K 70 FT	700	1	6341 58 6
US 5 K 80 FT	800	1	6341 59 4
US 5 K 90 FT	900	1	6341 60 8
US 5 K 100 FT	1000	1	6341 61 6
US 5 K 110 FT	1100	1	6341 62 4
US 5 K 120 FT	1200	1	6341 63 2

US 5 support




Type	Length mm	Pack. pcs	Item No.
US 5 20 FT	200	1	6340 88 1
US 5 30 FT	300	1	6340 90 3
US 5 40 FT	400	1	6340 91 1
US 5 50 FT	500	1	6340 93 8
US 5 60 FT	600	1	6340 94 6
US 5 70 FT	700	1	6340 95 0
US 5 80 FT	800	1	6340 95 4
US 5 90 FT	900	1	6340 95 8
US 5 100 FT	1000	1	6340 96 2
US 5 150 FT	1500	1	6340 96 6
US 5 200 FT	2000	1	6340 97 0

Head plate for US 5 support




Type	Pack. pcs	Item No.
KUS 5 FT	10	6348 90 4

Head plate for US 5 support, variable




Type	Pack. pcs	Item No.
KU 5 V FT	4	6348 92 0

Protective cap for US 5 support




Type	Colour	Pack. pcs	Item No.
US 5 KS OR	Pastel orange	20	6338 46 2

US 7 support




Type	Length mm	Pack. pcs	Item No.
US 7 K 20 FT	200	1	6339 01 8
US 7 K 30 FT	300	1	6339 03 4
US 7 K 40 FT	400	1	6339 05 0
US 7 K 50 FT	500	1	6339 07 7
US 7 K 60 FT	600	1	6339 09 3
US 7 K 70 FT	700	1	6339 11 5
US 7 K 80 FT	800	1	6339 13 1
US 7 K 90 FT	900	1	6339 16 6
US 7 K 100 FT	1000	1	6339 18 2
US 7 K 110 FT	1100	1	6339 19 0
US 7 K 120 FT	1200	1	6339 20 4
US 7 K 130 FT	1300	1	6339 21 2
US 7 K 140 FT	1400	1	6339 22 0
US 7 K 150 FT	1500	1	6339 23 9
US 7 K 160 FT	1600	1	6339 24 7
US 7 K 170 FT	1700	1	6339 25 5
US 7 K 180 FT	1800	1	6339 26 3
US 7 K 190 FT	1900	1	6339 27 1
US 7 K 200 FT	2000	1	6339 29 8

US 7 support



Type	Length mm	Pack. pcs	Item No.
US 7 20 FT	200	1	6340 01 6
US 7 30 FT	300	1	6340 03 2
US 7 40 FT	400	1	6340 05 9
US 7 50 FT	500	1	6340 07 5
US 7 60 FT	600	1	6340 09 1
US 7 70 FT	700	1	6340 11 3
US 7 80 FT	800	1	6340 14 8
US 7 90 FT	900	1	6340 16 4
US 7 100 FT	1000	1	6340 18 0
US 7 110 FT	1100	1	6340 19 9
US 7 120 FT	1200	1	6340 20 2
US 7 130 FT	1300	1	6340 21 0
US 7 140 FT	1400	1	6340 22 9
US 7 150 FT	1500	1	6340 23 7
US 7 160 FT	1600	1	6340 24 5
US 7 170 FT	1700	1	6340 25 3
US 7 180 FT	1800	1	6340 26 1
US 7 190 FT	1900	1	6340 28 8
US 7 200 FT	2000	1	6340 29 6

Head plate for US 7 support




Type	Pack. pcs	Item No.
KU 7 FT	10	6349 10 2



Function maintenance: cable-specific support structures


Mounting systems

Head plate for US 7 support, variable




Type	Pack.	Item No.
	pcs	
KU 7 VQP FT	10	6349 15 3

Protective cap for US 7 support




Type	Pack.	Item No.
	pcs	
US 7 KS OR	20	6338 49 7

Spacer DSK 45




Type	Pack.	Item No.
	pcs	
DSK 45 FT	20	6416 50 0

Spacer DSK 47




Type	Pack.	Item No.
	pcs	
DSK 47 FT	20	6416 50 4

Spacer DSK 61




Type	Pack.	Item No.
	pcs	
DSK 61 FT	20	6416 51 9

Wall and support bracket AW 15




Type	Width	Pack.	Item No.
	mm	pcs	
AW 15 21 FT	210	30	6420 68 0
AW 15 31 FT	310	30	6420 71 0
AW 15 41 FT	410	30	6420 74 5

Wall and support bracket AWG 15




Type	Width	Pack.	Item No.
	mm	pcs	
AW G 15 21 FT	210	30	6420 60 8
AW G 15 31 FT	310	30	6420 61 0
AW G 15 41 FT	410	30	6420 61 2

Wall and support bracket AW 30




Type	Width	Pack.	Item No.
	mm	pcs	
AW 30 11 FT	110	1	6419 70 4
AW 30 21 FT	210	1	6419 72 0
AW 30 31 FT	310	1	6419 74 7
AW 30 41 FT	410	1	6419 76 3
AW 30 51 FT	510	1	6419 79 8

Wall and support bracket AW 55




Type	Width	Pack.	Item No.
	mm	pcs	
AW 55 21 FT	210	1	6418 55 4
AW 55 31 FT	310	1	6418 57 0
AW 55 41 FT	410	1	6418 59 7

Fire protection clamp




Type	Pack.	Item No.
	pcs	
BSB FT	20	6418 19 8

Threaded rod




Type	Thread	Length	Pack.	Item No.
		mm	pcs	
2078 M10 1M G	M10	1000	25	3141 20 9
2078 M12 1M G	M12	1000	20	3141 30 6

Connection sleeve




Type	Thread	Length	Pack.	Item No.
		mm	pcs	
12005 M10 G	M10	40	50	6410 10 3
12005 M12 G	M12	40	25	6410 11 1

Separating retainer




Type	Side height	Length	Pack.	Item No.
	mm	mm	m	
TSG 45 FS	45	3000	3	6062 03 3

Separating retainer




Type	Side height	Length	Pack.	Item No.
	mm	mm	m	
TSG 60 FS	60	3000	3	6062 06 8

Barrier strip connector




Type	Pack.	Item No.
	pcs	
TSGV VA4310	10	6067 97 0

Separating retainer clamping piece for cable tray




Type	Pack.	Item No.
	pcs	
KS KR VA4310	30	6062 28 0

Separating retainer clamping piece for mesh cable tray




Type	Pack.	Item No.
	pcs	
KS GR VA4310	30	6062 28 2

Separating retainer clamping piece for cable ladder




Type	Pack.	Item No.
	pcs	
KS KL VA4310	30	6062 28 4

Hexagonal bolt with continuous thread




Type	Dimension	Pack.	Item No.
	mm	pcs	
SKS 10X80 F	M10 x 80	20	6418 25 0
SKS 10X90 F	M10 x 90	20	6418 25 2

Hexagonal bolt with shaft and thread



Type	Dimension	Pack.	Item No.
	mm	pcs	
SKS 12X80 F	M12 x 80	20	6418 28 7
SKS 12X100 F	M12 x 100	20	6418 29 5
SKS 12X110 F	M12 x 110	20	6418 31 7

Truss-head bolt with combination nut




Type	Thread	Length	Pack.	Item No.
		mm	pcs	
FRSB 6X12 F	M6	12	100	6406 12 2
FRSB 6X15 F	M6	16	100	6406 15 7
FRSB 6X20 F	M6	20	100	6406 20 3

Function maintenance: cable-specific support structures


Mounting systems

Truss-head bolt with nut and washer




Type	Thread	Length	Pack.	Item No.
		mm	pcs	
FRS 10X25 F	M10	25	50	6407 52 8

Large washer DIN 440




Type	Outer-Ø	Hole-Ø	Pack.	Item No.
	mm	mm	pcs	
DIN440 11 F	34	11	100	6408 72 9
DIN440 14 F	44	13.5	50	6408 73 7

Washer



Type	Thread	Dimension D	Pack.	Item No.
		mm	pcs	
966 M10 G	M10	20	100	3402 09 6
966 M12 G	M12	24	100	3402 12 6


Hexagonal nut



Type	Thread	Pack.	Item No.
		pcs	
DIN 934 M10 G	M10	100	3400 10 7
DIN 934 M12 G	M12	100	3400 12 3


Cable tray RKS-Magic® VA

Cable tray RKS-Magic®




Type	Width	Plate thickness	Length	Pack.	Item No.
	mm	mm	mm	m	
RKSM 610 VA4301	100	0.75	3050	3	6047 61 3
RKSM 620 VA4301	200	0.75	3050	3	6047 64 0
RKSM 630 VA4301	300	0.75	3050	3	6047 65 6
RKSM 610 VA4571	100	0.75	3050	3	6047 61 4
RKSM 620 VA4571	200	0.75	3050	3	6047 64 1
RKSM 630 VA4571	300	0.75	3050	3	6047 65 7

45° bend



Type	Width	Pack.	Item No.
	mm	pcs	
RBM 45 610VA4301	100	1	6041 08 0
RBM 45 620VA4301	200	1	6041 08 4
RBM 45 630VA4301	300	1	6041 08 6
RBM 45 610VA4571	100	1	6041 10 0
RBM 45 620VA4571	200	1	6041 10 4
RBM 45 630VA4571	300	1	6041 10 6

90° bend




Type	Width	Pack.	Item No.
	mm	pcs	
RBM 90 610VA4301	100	1	6041 18 0
RBM 90 620VA4301	200	1	6041 18 4
RBM 90 630VA4301	300	1	6041 18 6
RBM 90 610VA4571	100	1	6041 20 0
RBM 90 620VA4571	200	1	6041 20 4
RBM 90 630VA4571	300	1	6041 20 6

Add-on tee




Type	Width	Pack.	Item No.
	mm	pcs	
RAAM 610 VA4301	100	1	6041 27 0
RAAM 620 VA4301	200	1	6041 27 5
RAAM 630 VA4301	300	1	6041 27 7
RAAM 610 VA4571	100	1	6041 29 0
RAAM 620 VA4571	200	1	6041 29 4
RAAM 630 VA4571	300	1	6041 29 6

Connector




Type	Side height	Width	Pack.	Item No.
	mm	mm	pcs	
KTSMV 610 VA4301	60	100	1	6068 95 8
KTSMV 620 VA4301	60	200	1	6068 96 2
KTSMV 630 VA4301	60	300	1	6068 96 4
KTSMV 610 VA4571	60	100	1	6068 98 0
KTSMV 620 VA4571	60	200	1	6068 98 4
KTSMV 630 VA4571	60	300	1	6068 98 6

Floor end plate



Type	Width	Pack.	Item No.
	mm	pcs	
BEB 100 VA4301	100	100	7084 01 3
BEB 200 VA4301	200	100	7084 04 8
BEB 300 VA4301	300	100	7084 06 4
BEB 100 VA4571	100	100	7084 14 1
BEB 200 VA4571	200	100	7084 14 3
BEB 300 VA4571	300	100	7084 14 5

Identification plate for cable system




Type	Language	Pack.	Item No.
		pcs	
KS-E DE	German	10	7205 42 3
KS-E EN	English	10	7205 43 2
KS-E HU	Hungarian	10	7205 43 4
KS-E PL	Polish	10	7205 43 6



Function maintenance: cable-specific support structures


Mesh cable tray GR-Magic® VA

Mesh cable tray GR-Magic®




Type	Width	Wire Ø	Length	Pack.	Item No.
	mm	mm	mm	m	
GRM 55 300VA4301	300	4.8	3000	3	6001 07 8
GRM 55 300VA4401	300	4.8	3000	3	6001 09 3

Protective cap for mesh cable tray




Type	Colour	Pack.	Item No.
GR KS 4.8 OR	Pastel orange	500	6003 75 4

Clamping piece




Type	Pack.	Item No.
GKS 34 VA4301	20	6016 83 9
GKS 34 VA4401 SP	10	6016 85 9

Connector




Type	Pack.	Item No.
GSV 34 VA4301	20	6016 64 2
GSV 34 VA4401	20	6016 64 8

Lid, unperforated




Type	Width	Length	Pack.	Item No.
	mm	mm	m	
DRLU 300 VA4301	300	3000	3	6052 83 4
DRLU 300 VA4571	300	3000	3	6052 99 4

Lid clamp




Type	Pack.	Item No.
DKU VA4310	20	6065 60 0

Drop-out plate



Type	Pack.	Item No.
KAB GR VA 1.4301	10	6220 14 5


Identification plate for cable system



Type	Language	Pack.	Item No.
KS-E DE	German	10	7205 42 3
KS-E EN	English	10	7205 43 2
KS-E HU	Hungarian	10	7205 43 4
KS-E PL	Polish	10	7205 43 6


Mounting systems, VA

Ceiling bracket




Type	Pack.	Item No.
AHB-T 200	1	6363 88 8
AHB-T 300	1	6363 89 2

Separating retainer




Type	Side height	Length	Pack.	Item No.
	mm	mm	m	
TSG 45 VA4301	45	3000	3	6062 02 5

Separating retainer




Type	Side height	Length	Pack.	Item No.
	mm	mm	m	
TSG 45 VA4571	45	3000	3	6062 02 8

Separating retainer




Type	Side height	Length	Pack.	Item No.
	mm	mm	m	
TSG 60 VA4301	60	3000	3	6062 08 4

Separating retainer




Type	Side height	Length	Pack.	Item No.
	mm	mm	m	
TSG 60 VA4571	60	3000	3	6062 08 6

Barrier strip connector




Type	Pack.	Item No.
TSGV VA4310	10	6067 97 0

Separating retainer clamping piece for cable tray




Type	Pack.	Item No.
KS KR VA4310	30	6062 28 0

Separating retainer clamping piece for mesh cable tray



Type	Pack.	Item No.
KS GR VA4310	30	6062 28 2

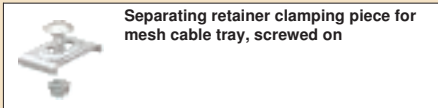
Separating retainer clamping piece for mesh cable tray, screwed on



Type	Pack.	Item No.
GKT 38 VA4301	20	6017 04 5

Function maintenance: cable-specific support structures

Mounting systems, VA



Separating retainer clamping piece for mesh cable tray, screwed on

Type	Pack.	Item No.
	pcs	
GKT 38 VA4401 SP	10	6017 09 2



Truss-head bolt with combination nut

Type	Dimension	Pack.	Item No.
	mm	pcs	
FRS 6X12 VA4301	M6 x 12	100	6406 52 1
FRS 6X16 VA4301	M6 x 16	100	6406 55 6



Truss-head bolt with combination nut

Type	Dimension	Pack.	Item No.
	mm	pcs	
FRSB 6X12 VA4401	M6 x 12	100	6406 14 2
FRSB 6X16 VA4401	M6 x 16	100	6406 19 3






Function maintenance
Standard support structures

Function maintenance: standard support structures


Cable tray SKS

Cable tray SKS




Type	Width	Length	Item No.
	mm	mm	
SKS 620 FS	200	3000	6056 20 2
SKS 630 FS	300	3000	6056 29 6

90° bend




Type	Width	Pack.	Item No.
	mm	pcs	
RBM 90 610 FS	100	1	6041 13 0
RBM 90 620 FS	200	1	6041 13 4
RBM 90 630 FS	300	1	6041 13 6

Add-on tee




Type	Width	Pack.	Item No.
	mm	pcs	
RAAM 610 FS	100	1	6041 23 0
RAAM 620 FS	200	1	6041 23 4
RAAM 630 FS	300	1	6041 23 6

Angle connector




Type	Side height	Pack.	Item No.
	mm	pcs	
RWVL 60 FS	60	10	6067 11 5

Joint plate




Type	Width	Pack.	Item No.
	mm	pcs	
SSLB 100 FS	85	20	7070 20 5
SSLB 200 FS	185	20	7070 21 3
SSLB 300 FS	285	20	7070 21 7

Floor end plate




Type	Width	Pack.	Item No.
	mm	pcs	
BEB 100 FS	100	100	7083 10 6
BEB 200 FS	200	100	7083 20 3
BEB 300 FS	300	100	7083 30 0

Connection component




Type	Pack.	Item No.
	pcs	
ABR FT	20	6364 94 2

Connection component, sloping



Type	Pack.	Item No.
	pcs	
ABS FS	20	6365 02 7


Identification plate for cable system



Type	Language	Pack.	Item No.
		pcs	
KS-E DE	German	10	7205 42 3
KS-E EN	English	10	7205 43 2
KS-E HU	Hungarian	10	7205 43 4
KS-E PL	Polish	10	7205 43 6


Cable ladder LG-VS/F

Cable ladder




Type	Length	Frame distance	Pack.	Item No.
	mm	mm	m	
LG 620 VSF6000FS	6000	150	6	6207 50 1
LG 630 VSF6000FS	6000	150	6	6207 50 5
LG 640 VSF6000FS	6000	150	6	6207 50 9

Protective cap for cable ladders




Type	Colour	Pack.	Item No.
		pair	
SKH 60 OR	Pastel orange	40	6222 53 7

90° bend




Type	Width	Pack.	Item No.
	mm	pcs	
LBI 90 620 VS FS	200	1	6211 22 4
LBI 90 630 VS FS	300	1	6211 23 2
LBI 90 640 VS FS	400	1	6211 24 0

T piece




Type	Width	Pack.	Item No.
	mm	pcs	
LT 620 VS FS	200	1	6213 72 3
LT 630 VS FS	300	1	6213 73 1
LT 640 VS FS	400	1	6213 75 8

External connector




Type	Pack.	Item No.
	pcs	
AVL 60 FS	10	6208 77 0

Clamping piece




Type	Pack.	Item No.
	pcs	
LKS 40 FS	10	6221 07 6

Exit plate




Type	Width	Pack.	Item No.
	mm	pcs	
LAB 20 FT	200	20	6220 43 6
LAB 30 FT	300	25	6220 44 4
LAB 40 FT	400	25	6220 45 2

Rung support plate for fitting



Type	Width	Pack.	Item No.
	mm	pcs	
SAB20 FS	180	25	6222 94 3
SAB30 FS	280	25	6222 95 1
SAB40 FS	380	25	6222 97 8

Connection component



Type	Pack.	Item No.
	pcs	
ABL FT	20	6221 46 7



Function maintenance: standard support structures

Cable ladder LG-VS/F

Connection component, sloping			
Type	Pack.	Item No.	
ABS FS	20	6365 02 7	

Identification plate for cable system					
Type	Language	Pack.	Item No.		
KS-E DE	German	10	7205 42 3		
KS-E EN	English	10	7205 43 2		
KS-E HU	Hungarian	10	7205 43 4		
KS-E PL	Polish	10	7205 43 6		

Mounting systems

US 3 support				
Type	Length	Pack.	Item No.	
	mm	pcs		
US 3 K 20 FT	200	1	6342 35 1	
US 3 K 30 FT	300	1	6342 35 3	
US 3 K 40 FT	400	1	6342 35 5	
US 3 K 50 FT	500	1	6342 35 7	
US 3 K 60 FT	600	1	6342 35 9	
US 3 K 70 FT	700	1	6342 36 2	
US 3 K 80 FT	800	1	6342 36 4	
US 3 K 90 FT	900	1	6342 36 6	
US 3 K 100 FT	1000	1	6342 36 8	
US 3 K 110 FT	1100	1	6342 37 0	
US 3 K 120 FT	1200	1	6342 37 2	

US 3 support				
Type	Length	Pack.	Item No.	
	mm	pcs		
US 3 20 FS	200	1	6342 30 2	
US 3 30 FS	300	1	6342 30 4	
US 3 40 FS	400	1	6342 30 6	
US 3 50 FS	500	1	6342 30 8	
US 3 60 FS	600	1	6342 31 0	
US 3 70 FS	700	1	6342 31 2	
US 3 80 FS	800	1	6342 31 4	
US 3 90 FS	900	1	6342 31 6	
US 3 100 FS	1000	1	6342 31 8	
US 3 150 FS	1500	1	6342 32 8	
US 3 200 FS	2000	1	6342 33 8	

Head plate for US 3 support		
Type	Pack.	Item No.
KU 3 FT	10	6348 87 4

Protective cap for US 3 support			
Type	Colour	Pack.	Item No.
US 3 KS OR	Pastel orange	20	6338 45 8

US 5 support				
Type	Length	Pack.	Item No.	
	mm	pcs		
US 5 K 20 FT	200	1	6341 52 7	
US 5 K 30 FT	300	1	6341 53 5	
US 5 K 40 FT	400	1	6341 54 3	
US 5 K 50 FT	500	1	6341 55 1	
US 5 K 60 FT	600	1	6341 57 8	
US 5 K 70 FT	700	1	6341 58 6	
US 5 K 80 FT	800	1	6341 59 4	
US 5 K 90 FT	900	1	6341 60 8	
US 5 K 100 FT	1000	1	6341 61 6	
US 5 K 110 FT	1100	1	6341 62 4	
US 5 K 120 FT	1200	1	6341 63 2	

US 5 support				
Type	Length	Pack.	Item No.	
	mm	pcs		
US 5 30 FT	300	1	6340 90 3	
US 5 40 FT	400	1	6340 91 1	
US 5 50 FT	500	1	6340 93 8	
US 5 60 FT	600	1	6340 94 6	
US 5 70 FT	700	1	6340 95 0	
US 5 80 FT	800	1	6340 95 4	
US 5 90 FT	900	1	6340 95 8	
US 5 100 FT	1000	1	6340 96 2	
US 5 150 FT	1500	1	6340 96 6	
US 5 200 FT	2000	1	6340 97 0	

Head plate for US 5 support		
Type	Pack.	Item No.
KUS 5 FT	10	6348 90 4

Head plate for US 5 support, variable		
Type	Pack.	Item No.
KU 5 V FT	4	6348 92 0

Protective cap for US 5 support			
Type	Colour	Pack.	Item No.
US 5 KS OR	Pastel orange	20	6338 46 2

Spacer DSK 45			
Type	Pack.	Item No.	
DSK 45 FT	20	6416 50 0	


Spacer DSK 47			
Type	Pack.	Item No.	
DSK 47 FT	20	6416 50 4	

Wall and support bracket MWA 12			
Type	Width	Pack.	Item No.
	mm	pcs	
MWA 12 11S FS	110	30	6424 71 6
MWA 12 21S FS	210	30	6424 73 2
MWA 12 31S FS	310	30	6424 74 0
MWA 12 41S FS	410	30	6424 75 9

Function maintenance: standard support structures


Mounting systems

Wall and support bracket AW 15




Type	Width	Pack.	Item No.
	mm	pcs	
AW 15 11 FT	110	30	6420 65 6
AW 15 21 FT	210	30	6420 68 0
AW 15 31 FT	310	30	6420 71 0
AW 15 41 FT	410	30	6420 74 5

Wall and support bracket AW 30




Type	Width	Pack.	Item No.
	mm	pcs	
AW 30 21 FT	210	1	6419 72 0
AW 30 31 FT	310	1	6419 74 7
AW 30 41 FT	410	1	6419 76 3

Wall and support bracket AW 30 F




Type	Length	Pack.	Item No.
	mm	pcs	
AW30F21 FT	210	1	6417 02 7
AW30F31 FT	310	1	6417 04 3
AW30F41 FT	410	1	6417 07 8

Fire protection clamp




Type	Pack.	Item No.
	pcs	
BSB FT	20	6418 19 8

Threaded rod




Type	Thread	Length	Pack.	Item No.
		mm	pcs	
2078 M8 1M G	M8	1000	50	3141 12 8
2078 M10 1M G	M10	1000	25	3141 20 9
2078 M12 1M G	M12	1000	20	3141 30 6

Connection sleeve




Type	Thread	Length	Pack.	Item No.
		mm	pcs	
12005 M8 G	M8	30	50	6410 08 1
12005 M10 G	M10	40	50	6410 10 3
12005 M12 G	M12	40	25	6410 11 1

Separating retainer




Type	Side height	Length	Pack.	Item No.
	mm	mm	m	
TSG 45 FS	45	3000	3	6062 03 3

Separating retainer




Type	Side height	Length	Pack.	Item No.
	mm	mm	m	
TSG 60 FS	60	3000	3	6062 06 8

Barrier strip connector




Type	Pack.	Item No.
	pcs	
TSGV VA4310	10	6067 97 0

Separating retainer clamping piece for cable tray




Type	Pack.	Item No.
	pcs	
KS KR VA4310	30	6062 28 0

Separating retainer clamping piece for cable ladder




Type	Pack.	Item No.
	pcs	
KS KL VA4310	30	6062 28 4

Hexagonal bolt with continuous thread




Type	Dimension	Pack.	Item No.
	mm	pcs	
SKS 10X40 F	M10 x 40	50	3160 75 0
SKS 10X60 F	M10 x 60	20	6408 51 6
SKS 10X80 F	M10 x 80	20	6418 25 0

Truss-head bolt with combination nut




Type	Thread	Length	Pack.	Item No.
		mm	pcs	
FRSB 6X12 F	M6	12	100	6406 12 2
FRSB 6X15 F	M6	16	100	6406 15 7
FRSB 6X20 F	M6	20	100	6406 20 3

Truss-head bolt with nut and washer




Type	Thread	Length	Pack.	Item No.
		mm	pcs	
FRS 10X25 F	M10	25	50	6407 52 8
FRS 10X25 F TPS	M10	25	50	6407 53 6
FRS 12X25 F	M12	25	10	6406 25 4

Large washer DIN 440




Type	Outer-Ø	Hole-Ø	Pack.	Item No.
	mm	mm	pcs	
DIN440 7 F	22	6.6	100	6408 70 2
DIN440 11 F	34	11	100	6408 72 9

Washer 966



Type	Thread	Dimension D	Pack.	Item No.
		mm	pcs	
966 M8 G	M8	16	100	3402 08 8
966 M10 G	M10	20	100	3402 09 6
966 M12 G	M12	24	100	3402 12 6

Hexagonal nut



Type	Thread	Pack.	Item No.
		pcs	
DIN 934 M8 G	M8	100	3400 08 5
DIN 934 M10 G	M10	100	3400 10 7
DIN 934 M12 G	M12	100	3400 12 3






**Function maintenance:
vertical ladders**

Function maintenance: vertical ladders


Vertical cable ladders

Vertical ladder, LG 60 VS




Type	Width mm	Rail thickness mm	Length mm	Pack. m	Item No.
LG 620 VS 6 FS	200	1.5	6000	6	6208 62 7
LG 630 VS 6 FS	300	1.5	6000	6	6208 63 0
LG 640 VS 6 FS	400	1.5	6000	6	6208 63 3

Vertical ladder, SLM50




Type	Width mm	Length mm	Pack. m	Item No.
SLM50C40F 40 FT	400	3000	3	6010 00 8
SLM50C40F 50 FT	500	3000	3	6010 01 6
SLM50C40F 60 FT	600	3000	3	6010 02 4

Vertical ladder, SLS80




Type	Width mm	Length mm	Pack. m	Item No.
SLS80C40F 40 FT	400	3000	3	6010 10 5
SLS80C40F 50 FT	500	3000	3	6010 11 3
SLS80C40F 60 FT	600	3000	3	6010 12 1

Straight connector




Type	Pack. pcs	Item No.
LLV 60 FS	10	6208 80 0

U support connector




Type	Pack. pcs	Item No.
VUS 5 FT	10	6018 50 5

Fastening bracket




Type	Pack. pcs	Item No.
BW 80 55 FT	10	6019 52 8

Truss-head bolt




Type	Thread	Length mm	Pack. pcs	Item No.
FRS 8X16 F 8.8	M8	16	50	6406 96 3
FRS 8X35 F	M8	35	50	6407 04 8
FRS 10X25 F 8.8	M10	25	50	6407 56 0
FRS 12X25 F	M12	25	10	6406 25 4

Clamp clip, single, metal pressure trough




Type	Clamping range D mm	For rail with slot width mm	Pack. pcs	Item No.
2056 M 12 FT	8-12	16-17	100	1156 00 4
2056 M 16 FT	12-16	16-17	100	1156 01 2
2056 M 22 FT	16-22	16-17	100	1156 02 0
2056 M 28 FT	22-28	16-17	100	1156 03 9
2056 M 34 FT	28-34	16-17	100	1156 04 7
2056 M 40 FT	34-40	16-17	100	1156 05 5
2056 M 46 FT	40-46	16-17	100	1156 06 3
2056 M 52 FT	46-52	16-17	100	1156 07 1
2056 M 58 FT	52-58	16-17	100	1156 09 8
2056 M 64 FT	58-64	16-17	100	1156 10 1
2056 M 70 FT	64-70	16-17	50	1156 12 8
2056 M 76 FT	70-76	16-17	25	1156 13 6
2056 M 82 FT	76-82	16-17	25	1156 14 4
2056 M 90 FT	82-90	16-17	25	1156 15 2
2056 M 100 FT	90-100	16-17	25	1156 16 0

Clamp clip, double, metal pressure trough




Type	Clamping range D mm	For rail with slot width mm	Pack. pcs	Item No.
2056 M2 12 FT	8-12	16-17	50	1156 17 9
2056 M2 16 FT	12-16	16-17	50	1156 18 7
2056 M2 22 FT	16-22	16-17	50	1156 19 5
2056 M2 28 FT	22-28	16-17	50	1156 20 9

Clamp clip, triple, metal pressure trough




Type	Clamping range D mm	For rail with slot width mm	Pack. pcs	Item No.
2056 M3 12 FT	8-12	16-17	50	1156 24 1
2056 M3 16 FT	12-16	16-17	50	1156 26 8
2056 M3 22 FT	16-22	16-17	50	1156 27 6
2056 M3 28 FT	22-28	16-17	50	1156 28 4

Clamp clip, single, metal pressure trough



Type	Clamping range D mm	For rail with slot width mm	Pack. pcs	Item No.
2056U M 12 FT	8-12	18-22	100	1158 00 7
2056U M 16 FT	12-16	18-22	100	1158 01 5
2056U M 22 FT	16-22	18-22	100	1158 02 3
2056U M 28 FT	22-28	18-22	100	1158 03 1
2056U M 34 FT	28-34	18-22	100	1158 05 8
2056U M 40 FT	34-40	18-22	100	1158 06 6
2056U M 46 FT	40-46	18-22	100	1158 07 4
2056U M 52 FT	46-52	18-22	100	1158 08 2
2056U M 58 FT	52-58	18-22	100	1158 09 0
2056U M 64 FT	58-64	18-22	100	1158 10 4
2056U M 70 FT	64-70	18-22	50	1158 11 2
2056U M 76 FT	70-76	18-22	25	1158 12 0

Identification plate for cable system




Type	Language	Pack. pcs	Item No.
KS-E DE	German	10	7205 42 3
KS-E EN	English	10	7205 43 2
KS-E HU	Hungarian	10	7205 43 4
KS-E PL	Polish	10	7205 43 6



Function maintenance: vertical ladders


Effective support for vertical routing

Strain relief, internal height 115 mm




Type	Dimension	Pack.	Item No.
		pcs	
ZSE90-25-11	340x160x140	1	7215 70 2
ZSE90-35-11	440x160x140	1	7215 70 6
ZSE90-45-11	540x160x140	1	7215 70 9

Strain relief, internal height 175 mm




Type	Dimension	Pack.	Item No.
		pcs	
ZSE90-25-17	340x220x160	1	7215 71 3
ZSE90-35-17	440x220x160	1	7215 71 6
ZSE90-45-17	540x220x160	1	7215 71 9
ZSE90-55-17	640x220x160	1	7215 72 6
ZSE90-65-17	740x220x160	1	7215 73 0

Ablation coating in a cartridge




Type	Contents	Pack.	Item No.
	ml	pcs	
ASX-K	310	1	7202 31 0

Identification plate for strain relief



Type	Pack.	Item No.
	pcs	
KS-ZSE DE	1	7215 75 0






**Function maintenance
individual routing**



Function maintenance individual routing


Profile rails and clamp clips

Profile rail, slot 16.5 mm




Type	Dimension W x H	Material thickness	Length	Pack.	Item No.
	mm	mm	mm	m	
2068 L 2M FT	35 x 18	1.5	2000	20	1119 65 6

Profile rail, slot 17 mm




Type	Dimension W x H	Material thickness	Length	Pack.	Item No.
	mm	mm	mm	pcs	
1268 L 200 FS	35 x 18	1.25	200	25	1104 26 8
1268 L 300 FS	35 x 18	1.25	300	25	1104 28 4
1268 L 400 FS	35 x 18	1.25	400	10	1104 29 2
1268 L 500 FS	35 x 18	1.25	500	10	1104 30 6
1268 L 2M FS	35 x 18	1.25	2000	2	1104 50 0

Profile rail, slot 18 mm




Type	Dimension W x H	Material thickness	Length	Pack.	Item No.
	mm	mm	mm	m	
CPS 4L 2M FT	40 x 22.5	2	2000	10	1121 97 9

Clamp clip, single, metal pressure trough




Type	Clamping range D	For rail with slot width	Pack.	Item No.
	mm	mm	pcs	
2056 M 12 FT	8-12	16-17	100	1156 00 4
2056 M 16 FT	12-16	16-17	100	1156 01 2
2056 M 22 FT	16-22	16-17	100	1156 02 0
2056 M 28 FT	22-28	16-17	100	1156 03 9
2056 M 34 FT	28-34	16-17	100	1156 04 7
2056 M 40 FT	34-40	16-17	100	1156 05 5
2056 M 46 FT	40-46	16-17	100	1156 06 3
2056 M 52 FT	46-52	16-17	100	1156 07 1
2056 M 58 FT	52-58	16-17	100	1156 09 8
2056 M 64 FT	58-64	16-17	100	1156 10 1
2056 M 70 FT	64-70	16-17	50	1156 12 8
2056 M 76 FT	70-76	16-17	25	1156 13 6
2056 M 82 FT	76-82	16-17	25	1156 14 4
2056 M 90 FT	82-90	16-17	25	1156 15 2
2056 M 100 FT	90-100	16-17	25	1156 16 0

Clamp clip, double, metal pressure trough




Type	Clamping range D	For rail with slot width	Pack.	Item No.
	mm	mm	pcs	
2056 M2 12 FT	8-12	16-17	50	1156 17 9
2056 M2 16 FT	12-16	16-17	50	1156 18 7
2056 M2 22 FT	16-22	16-17	50	1156 19 5
2056 M2 28 FT	22-28	16-17	50	1156 20 9

Clamp clip, triple metal pressure trough




Type	Clamping range D	For rail with slot width	Pack.	Item No.
	mm	mm	pcs	
2056 M3 12 FT	8-12	16-17	50	1156 24 1
2056 M3 16 FT	12-16	16-17	50	1156 26 8
2056 M3 22 FT	16-22	16-17	50	1156 27 6
2056 M3 28 FT	22-28	16-17	50	1156 28 4

Clamp clip, single metal pressure trough




Type	Clamping range D	For rail with slot width	Pack.	Item No.
	mm	mm	pcs	
2056U M 12 FT	8-12	18-22	100	1158 00 7
2056U M 16 FT	12-16	18-22	100	1158 01 5
2056U M 22 FT	16-22	18-22	100	1158 02 3
2056U M 28 FT	22-28	18-22	100	1158 03 1
2056U M 34 FT	28-34	18-22	100	1158 05 8
2056U M 40 FT	34-40	18-22	100	1158 06 6
2056U M 46 FT	40-46	18-22	100	1158 07 4
2056U M 52 FT	46-52	18-22	100	1158 08 2
2056U M 58 FT	52-58	18-22	100	1158 09 0
2056U M 64 FT	58-64	18-22	100	1158 10 4
2056U M 70 FT	64-70	18-22	50	1158 11 2
2056U M 76 FT	70-76	18-22	25	1158 12 0

Long trough




Type	Pack.	Item No.
	pcs	
2058 LW 10	50	1195 79 4
2058 LW 14	50	1195 80 8
2058 LW 20	50	1195 81 6
2058 LW 26	25	1195 82 4
2058 LW 32	25	1195 83 2
2058 LW 38	25	1195 84 0
2058 LW 44	25	1195 85 9
2058 LW 50	25	1195 86 7
2058 LW 56	25	1195 87 5
2058 LW 62	25	1195 88 3

Slip protection, slide nut for slot widths up to 17 mm




Type	Thread	Pack.	Item No.
		pcs	
5019 M6 OS G	M6	100	1144 10 3

Slip protection, slide nut for 18 mm slot width




Type	Thread	Pack.	Item No.
		pcs	
GMH18 M6 G	M6	50	1146 50 5

Washer for slip protection




Type	Outer-Ø	Hole-Ø	Pack.	Item No.
	mm	mm	pcs	
DIN440 7 F	22	6.6	100	6408 70 2

Hexagonal bolt for slip protection



Type	Thread	Length	Pack.	Item No.
		mm	pcs	
342 M6X16 G	M6	16	100	3156 14 1

Identification plate for cable system



Type	Language	Pack.	Item No.
		pcs	
KS-E DE	German	10	7205 42 3
KS-E EN	English	10	7205 43 2
KS-E HU	Hungarian	10	7205 43 4
KS-E PL	Polish	10	7205 43 6



Function maintenance individual routing

Screw-in spacer clips

Cable and pipe spacer clip 732						
Type	Clamping range D	Size	Hole size	Pack.	Item No.	
	mm		mm			
732 6 GTP	5-6	-	M6	100	1360 05 1	
732 8 GTP	7-8	-	M6	100	1360 08 6	
732 10 GTP	9-10	-	M6	100	1360 10 8	
732 12 GTP	10.5-12	M12	M6	100	1360 12 4	
732 14 GTP	12.5-14	PG7	M6	100	1360 14 0	
732 15 GTP	13.5-15	PG9	M6	100	1360 15 9	
732 16 GTP	14.5-16	M16	M6	100	1360 16 7	
732 18 GTP	16.5-18	PG11	M6	100	1360 18 3	
732 20 GTP	18.5-20	M20	M6	50	1360 20 5	
732 22 GTP	20-22	PG13,5	M6	50	1360 22 1	
732 24 GTP	22-24	PG16	M6	50	1360 24 8	
732 26 GTP	24-26	M25	M6	50	1360 26 4	
732 28 GTP	26-28	PG21	M6	50	1360 28 0	
732 30 GTP	28-30	PG21	M6	50	1360 30 2	
732 33 GTP	31-33	M32	M6	25	1360 33 7	
732 35 GTP	33-35	-	M6	25	1360 35 3	
732 38 GTP	36-38	PG29	M6	25	1360 38 8	
732 40 GTP	38-40	M40	M6	25	1360 39 6	
732 42 GTP	40-42	M40	M6	25	1360 42 6	
732 45 GTP	43-45	-	M6	25	1360 45 0	
732 48 GTP	46-48	PG36	M6	25	1360 48 5	
732 50 GTP	48-50	M50	M6	25	1360 50 7	
732 60 GTP	58-60	PG48	M6	25	1360 60 4	
732 63 GTP	61-63	M63	M6	25	1360 63 9	

Cable and pipe spacer clip 733						
Type	Clamping range D	Size	Hole size	Pack.	Item No.	
	mm		mm			
733 21 G	19-21	M20	6,5 x 10	50	1361 20 1	
733 23 G	21-23	Pg16	6,5 x 10	50	1361 23 6	
733 29 G	24-29	M25	6,5 x 10	50	1361 29 5	
733 38 G	30-38	M32	6,5 x 10	25	1361 38 4	
733 48 G	39-48	M40	6,5 x 10	25	1361 48 1	
733 54 G	48-54	M50	6,5 x 14	25	1361 51 1	
733 61 G	53-61	Pg48	6,5 x 14	20	1361 61 9	
733 63 G	63	M63	8 x 18	20	1361 63 5	

Identification plate for cable system					
Type	Language		Pack.	Item No.	
			pcs		
KS-E DE	German		10	7205 42 3	
KS-E EN	English		10	7205 43 2	
KS-E HU	Hungarian		10	7205 43 4	
KS-E PL	Polish		10	7205 43 6	

Grouped supports and pressure clips

Grouped support GRIP "M" 15				
Type	No. of conductors NYM 3 x 1.5		Pack.	Item No.
			pcs	
2031 M 15 FS	15		50	2207 02 8

Grouped support GRIP "M" 15				
Type	No. of conductors NYM 3 x 1.5		Pack.	Item No.
			pcs	
2031 M 15 VA	15		50	2207 08 0

Grouped support GRIP "M" 15				
Type	No. of conductors NYM 3 x 1.5		Pack.	Item No.
			pcs	
2031 M 15 V4A	15		50	2207 13 2

Long trough for grouped support GRIP "M" 15			
Type		Pack.	Item No.
		pcs	
2031 LW15		25	2207 18 4

Grouped support GRIP "M" 30				
Type	No. of conductors NYM 3 x 1.5		Pack.	Item No.
			pcs	
2031 M 30 FS	30		25	2207 03 6

Grouped support GRIP "M" 30				
Type	No. of conductors NYM 3 x 1.5		Pack.	Item No.
			pcs	
2031 M 30 VA	30		25	2207 08 8

Grouped support GRIP "M" 30				
Type	No. of conductors NYM 3 x 1.5		Pack.	Item No.
			pcs	
2031 M 30 V4A	30		25	2207 14 0

Grouped support GRIP "M" 70				
Type	No. of conductors NYM 3 x 1.5		Pack.	Item No.
			pcs	
2031 M 70 FS	70		10	2207 06 0

Grouped support GRIP "M" 70				
Type	No. of conductors NYM 3 x 1.5		Pack.	Item No.
			pcs	
2031 M 70 VA	70		10	2207 11 2

Grouped support GRIP "M" 70				
Type	No. of conductors NYM 3 x 1.5		Pack.	Item No.
			pcs	
2031 M 70 V4A	70		10	2207 16 4

Metal pressure clip, for 18 cables				
Type	No. of conductors NYM 3 x 1.5		Pack.	Item No.
			pcs	
2033 M	16		25	2204 00 0

Metal pressure clip, for 14 cables				
Type	No. of conductors NYM 3 x 1.5		Pack.	Item No.
			pcs	
2034 M	10		50	2204 01 0

Function maintenance individual routing

Grouped supports and pressure clips

Spacer for pressure clips				
Type	Dimension		Pack.	Item No.
	mm		pcs	
2033 D 15x3 G	Ø 15 mm x 3 mm		50	2205 09 7

Identification plate for cable system				
Type	Language		Pack.	Item No.
			pcs	
KS-E DE	German		10	7205 42 3
KS-E EN	English		10	7205 43 2
KS-E HU	Hungarian		10	7205 43 4
KS-E PL	Polish		10	7205 43 6

Pipes

Stapa pipe without thread, black, powder-coated						
Type	Size	Colour	Pack.	Weight	Item No.	
			m	kg/100 m		
S16W SW	16	Black	30	37.000	2046 56 5	
S20W SW	20	Black	30	47.000	2046 56 6	
S25W SW	25	Black	30	70.000	2046 56 7	
S32W SW	32	Black	21	91.000	2046 56 8	
S40W SW	40	Black	15	114.700	2046 56 9	
S50W SW	50	Black	15	144.000	2046 57 0	
S63W SW	63	Black	9	182.700	2046 57 1	

Stapa pipe connection sleeve, without thread, black, powder-coated						
Type	Size	Colour	Pack.	Weight	Item No.	
			pcs	kg/100 pcs.		
SV16W SW	16	Black	25	2.400	2046 58 2	
SV20W SW	20	Black	50	4.000	2046 58 3	
SV25W SW	25	Black	50	5.200	2046 58 4	
SV32W SW	32	Black	50	7.200	2046 58 5	
SV40W SW	40	Black	25	13.200	2046 58 6	
SV50W SW	50	Black	10	20.000	2046 58 7	
SV63W SW	63	Black	5	26.000	2046 58 8	

Stapa pipe without thread, electrogalvanised					
Type	Size		Pack.	Weight	Item No.
			m	kg/100 m	
S16W G	16		30	37.000	2046 84 0
S20W G	20		30	46.900	2046 84 1
S25W G	25		30	70.400	2046 84 2
S32W G	32		21	91.100	2046 84 3
S40W G	40		15	114.780	2046 84 4
S50W G	50		15	144.360	2046 84 5
S63W G	63		9	227.500	2046 84 6

Stapa pipe connection sleeve, without thread, electrogalvanised					
Type	Size		Pack.	Weight	Item No.
			pcs	kg/100 pcs.	
SV16W G	16		25	2.200	2046 85 4
SV20W G	20		50	3.900	2046 85 5
SV25W G	25		50	4.800	2046 85 6
SV32W G	32		50	7.000	2046 85 7
SV40W G	40		25	12.500	2046 85 8
SV50W G	50		10	19.500	2046 85 9
SV63W G	63		5	24.700	2046 86 0

Stapa pipe without thread, hot-dip galvanised					
Type	Size		Pack.	Weight	Item No.
			m	kg/100 m	
S16W FT	16		30	40.000	2046 59 3
S20W FT	20		30	51.000	2046 59 4
S25W FT	25		30	70.000	2046 59 5
S32W FT	32		21	98.000	2046 59 6
S40W FT	40		15	124.000	2046 59 7
S50W FT	50		15	156.000	2046 59 8
S63W FT	63		9	198.000	2046 59 9

Stapa pipe connection sleeve, without thread, hot-dip galvanised					
Type	Size		Pack.	Weight	Item No.
			pcs	kg/100 pcs.	
SV16W FT	16		25	2.400	2046 62 0
SV20W FT	20		50	4.400	2046 62 1
SV25W FT	25		50	5.600	2046 62 2
SV32W FT	32		50	7.800	2046 62 3
SV40W FT	40		25	14.400	2046 62 4
SV50W FT	50		10	22.000	2046 62 5
SV63W FT	63		5	28.000	2046 62 6

Stapa pipe end socket					
Type	Size	Colour	Pack.	Weight	Item No.
			pcs	kg/100 pcs.	
129 M16	M16	Light grey	100	0.240	2047 81 0
129 M20	M20	Light grey	100	0.330	2047 82 9
129 M25	M25	Light grey	50	0.610	2047 83 7
129 M32	M32	Light grey	50	1.070	2047 85 3
129 M40	M40	Light grey	50	1.440	2047 86 1
129 M50	M50	Light grey	25	2.180	2047 88 8
129 M63	M63	Light grey	25	2.810	2047 89 6

Stapa pipe end socket					
Type	Size	Colour	Pack.	Weight	Item No.
			pcs	kg/100 pcs.	
129 M16 SW	M16	Black	100	0.240	2047 93 4
129 M20 SW	M20	Black	100	0.330	2047 94 2
129 M25 SW	M25	Black	50	0.610	2047 95 0
129 M32 SW	M32	Black	50	1.070	2047 96 9
129 M40 SW	M40	Black	50	1.440	2047 97 7
129 M50 SW	M50	Black	25	2.180	2047 98 5
129 M63 SW	M63	Black	25	2.810	2047 99 3

Identification plate for cable system				
Type	Language		Pack.	Item No.
			pcs	
KS-E DE	German		10	7205 42 3
KS-E EN	English		10	7205 43 2
KS-E HU	Hungarian		10	7205 43 4
KS-E PL	Polish		10	7205 43 6

LKM cable routing duct

LKM duct 20030				
Type	Colour	Length	Pack.	Item No.
		mm	m	
LKM20030FS	—	2000	24	6246 97 4

LKM joint connector			
Type		Pack.	Item No.
		pcs	
LKM SV30		10	6247 43 4


LKM edge protection ring				
Type	Colour		Pack.	Item No.
			pcs	
KSR20030	Grey		5	6249 84 4



Function maintenance individual routing


LKM cable routing duct

LKM duct 60100




Type	Colour	Length	Pack.	Item No.
LKM60100FS	—	2000 mm	8 m	6247 11 3

LKM joint connector




Type	Pack.	Item No.
LKM SV60	10 pcs	6247 46 6

LKM duct clamp, function maintenance




Type	Colour	Pack.	Item No.
LKM KF 60100	—	10 pcs	6249 88 1

LM fitting, internal corner




Type	Colour	Pack.	Item No.
LKM I60100FS	—	4 pcs	6248 14 4

LKM fitting, external corner




Type	Colour	Pack.	Item No.
LKM A60100FS	—	4 pcs	6248 06 3

LKM fitting, T piece




Type	Colour	Pack.	Item No.
LKM T60100FS	—	4 pcs	6248 20 9

LK fitting, flat angle




Type	Colour	Pack.	Item No.
LKM F60100FS	—	4 pcs	6248 00 4

LKM end piece




Type	Colour	Pack.	Item No.
LKM E60100FS	—	10 pcs	6248 30 6

LKM edge protection ring




Type	Colour	Pack.	Item No.
KSR60100	Grey	5 pcs	6249 85 2

Nail tie




Type	Bore hole Ø	Anchor length	Clamping range	Head Ø	Pack.	Item No.
FNA II 6X30/5	6 mm	30 mm	5 mm	15 mm	100 pcs	3498 46 8

Bolt tie




Type	Dimension	Bore hole Ø	Screw system	Pack.	Item No.
MMS6X50	6 x 50 mm	5 mm	Torx	100 pcs	3498 10 7

Washer



Type	Thread	Dimension D	Pack.	Item No.
964 M6 G25 G	M6	25 mm	100 pcs	3403 08 4

Identification plate for cable system



Type	Language	Pack.	Item No.
KS-E DE	German	10 pcs	7205 42 3
KS-E EN	English	10	7205 43 2
KS-E HU	Hungarian	10	7205 43 4
KS-E PL	Polish	10	7205 43 6





**Function maintenance
Junction box systems**




Achtung!
Trasse nur
für elektrischen
Funktionserhalt!

Kabelanlage gemäß
Funktionserhaltklasse E
Hersteller der Anlage
Mittlerer Hersteller

Function maintenance for cable junction box systems


FireBox with plug-in seal and internal fastening

FireBox T100ED with internal fastening




Type	Nominal cross section mm ²	Entries	Weight	Item No.
T 100 ED 6-5	6	8 x M25 2 x M32	34.000	7205 53 0
T 100 ED 10-5	10	8 x M25 2 x M32	35.900	7205 53 3

FireBox T160ED with internal fastening




Type	Nominal cross section mm ²	Entries	Weight	Item No.
T 160 ED 16-5	16	7 x M25 5 x M32	62.500	7205 53 6

FireBox T100ED with internal fastening and fuse holder



Type	Nominal cross section mm ²	Entries	Weight	Item No.
T 100 ED 6-6 F	6	8 x M25 2 x M32	38.650	7205 55 0
T 100 ED 10-6 F	10	8 x M25 2 x M32	38.650	7205 55 3


FireBox T160ED with internal fastening and fuse holder



Type	Nominal cross section mm ²	Entries	Weight	Item No.
T 160 ED 16-6 F	16	–	64.000	7205 55 6


FireBox with plug-in seal and external fastening

FireBox T100ED with external fastening




Type	Nominal cross section mm ²	Entries	Weight	Item No.
T 100 ED 6-5 A	6	8 x M25 2 x M32	38.500	7205 54 0
T 100 ED 10-5 A	10	8 x M25 2 x M32	40.600	7205 54 3

FireBox T160ED with external fastening




Type	Nominal cross section mm ²	Entries	Weight	Item No.
T 160 ED 16-5 A	16	7 x M25 5 x M32	60.000	7205 54 6

FireBox T100ED with external fastening and fuse holder




Type	Nominal cross section mm ²	Entries	Weight	Item No.
T 100 ED 6-6 AF	6	8 x M25 2 x M32	43.330	7205 56 0
T 100 ED 10-6 AF	10	8 x M25 2 x M32	43.340	7205 56 3

FireBox T160ED with external fastening and fuse holder




Type	Nominal cross section mm ²	Entries	Weight	Item No.
T 160 ED 16-6 AF	16	–	60.000	7205 56 6

FireBox T100ED with external fastening and impact-proof cover




Type	Nominal cross section mm ²	Entries	Weight	Item No.
T100ED 6-5 AS	6	8 x M25 2 x M32	44.500	7205 62 0
T100ED 10-5 AS	10	8 x M25 2 x M32	46.600	7205 62 3

FireBox T160ED with external fastening and impact-proof cover



Type	Nominal cross section mm ²	Entries	Weight	Item No.
T160ED 16-5 AS	16	7 x M25 5 x M32	65.000	7205 62 6


FireBox T100ED with external fastening, fuse holder and impact-proof cover



Type	Nominal cross section mm ²	Entries	Weight	Item No.
T100ED 6-6 AFS	6	8 x M25 2 x M32	49.200	7205 63 0
T100ED 10-6 AFS	10	8 x M25 2 x M32	49.300	7205 63 3


FireBox with plug-in seal for data technology

FireBox T100ED for data technology with internal fastening



Type	Nominal cross section mm ²	Entries	Weight	Item No.
T 100 ED 4-10 D	4	8 x M25 2 x M32	38.300	7205 58 0

FireBox T100ED for data technology with external fastening



Type	Nominal cross section mm ²	Entries	Weight	Item No.
T 100 ED 4-10 AD	4	8 x M25 2 x M32	45.600	7205 58 3

FireBox T350ED for data technology with external fastening




Type	Nominal cross section mm ²	Entries	Weight	Item No.
T 350 ED 4-28 AD	4	16 x M32 8 x M40	163.000	7205 59 0




Function maintenance for cable junction box systems

FireBox with plug-in seal for data technology


 **FireBox T100ED for data equipment, external fastening and impact-proof cover**

Type	Nominal cross section mm ²	Entries	Weight	Item No.
T100ED 4-10 ADS	4	8 x M25 2 x M32	51.600 kg/100 pcs.	7205 64 0


FireBox, closed version

 **FireBox T100E with internal fastening**


Type	Nominal cross section mm ²	Weight	Item No.
T 100 E 4-5	4	27.400 kg/100 pcs.	7205 51 0

 **FireBox T160E with internal fastening**

Type	Nominal cross section mm ²	Weight	Item No.
T 160 E 10-5	10	48.700 kg/100 pcs.	7205 52 4
T 160 E 16-5	16	53.800	7205 52 8


 **FireBox T160E with internal fastening**

Type	Nominal cross section mm ²	Weight	Item No.
T 160 E 16-5	16	53.800 kg/100 pcs.	7205 52 8


 **FireBox T160E for data technology with internal fastening**

Type	Nominal cross section mm ²	Weight	Item No.
T 160 E 4-8D	4	46.500 kg/100 pcs.	7205 52 0


Accessories for Firebox

 **Mounting plate for FireBox T series**


Type	Height	Suitable for junction box	Pack.	Item No.
	mm		pcs	
MP T610	141	T100E...A	1	7205 48 0
MP T616	159	T160E...A	1	7205 48 4

 **Fuse holder for FireBox T**


Type	Weight	Item No.
	kg/100 pcs.	
TE-FH 520	1.800	7205 57 0

 **Cable gland with locknut as a set**


Type	Thread	Sealing range D	Weight	Item No.
		mm	kg/100 pcs.	
V-TEC VM20+ OR	M20 x 1,5	6-13	1.110	7205 66 0
V-TEC VM25+ OR	M25 x 1,5	9-17	1.710	7205 66 3
V-TEC VM32+ OR	M32 x 1,5	15-21	2.840	7205 66 6
V-TEC VM40+ OR	M40 x 1,5	16-28	5.150	7205 66 9

 **Plug-in seal for FireBox T series**

Type	Size	For Ø	Pack.	Item No.
		mm	pcs	
EDK 25 OR	M25	0-22	10	7205 67 5
EDK 32 OR	M32	0-27	10	7205 67 7
EDK 40 OR	M40	0-34	10	7205 67 9

 **Identification plate for cable system**

Type	Language	Pack.	Item No.
		pcs	
KS-E DE	German	10	7205 42 3
KS-E EN	English	10	7205 43 2
KS-E HU	Hungarian	10	7205 43 4
KS-E PL	Polish	10	7205 43 6






Anchors




Metal spreading anchor

Bolt tie




Type	Thread	Pack.	Item No.
		pcs	
FAZ II 8 30 GS	M8	50	3498 48 4
FAZ II 10 10 GS	M10	50	3498 54 9
FAZ II 10 30	M10	25	3498 58 1
FAZ II 12 10	M12	20	3498 65 4

Nail tie with nail head




Type	Bore hole Ø	Anchor length	Clamping range	Head Ø	Pack.	Item No.
	mm	mm	mm	mm	pcs	
FNA II 6X30/5	6	30	5	15	100	3498 46 8

Nail tie with thread end




Type	Bore hole Ø	Anchor length	Clamping range	Thread	Pack.	Item No.
	mm	mm	mm		pcs	
FNA II 6X30 M6/5	6	30	5	M6	100	3498 42 5

Internal thread anchor




Type	Thread	Pack.	Item No.
		pcs	
FZEA II 10X40 G	M8	100	3492 03 6
FZEA II 12X40 G	M10	100	3492 06 0
FZEA II 14X40 G	M12	50	3492 09 5

Universal drill for internal thread anchor




Type	Bore hole Ø	Pack.	Item No.
	mm	pcs	
FZUB 10X40	10	1	3492 33 8
FZUB 12X40	12	1	3492 36 2
FZUB 14X40	14	1	3492 39 7

Impact mandrel for internal thread anchor



Type	Pack.	Item No.
	pcs	
FZED 10 Plus	1	3492 62 1
FZED 12 Plus	1	3492 66 4
FZED 14 Plus	1	3492 69 9


Cavity ceiling tie



Type	Thread	Pack.	Item No.
		pcs	
FHY M8	M8	25	3498 76 0
FHY M10	M10	20	3498 76 4


Metal spreading anchor VA

Bolt tie




Type	Thread	Pack.	Item No.
		pcs	
FAZ II 810VA4401	M8	50	3498 50 9
FAZ II 830VA4401	M8	50	3498 48 7
FAZ II 10/10GS V	M 10	50	3498 82 4
FAZ II 10/50 V4A	M10	20	3498 83 5
FAZ II 12/10 VA	M12	20	3498 85 9

Bolt tie




Type	Thread	Pack.	Item No.
		pcs	
FAZ II 8 10CV5A	M8	10	3498 51 2
FAZ II 8 30CV5A	M8	10	3498 49 0
FAZ II 10 10CV5A	M10	10	3498 55 4
FAZ II 10 30CV5A	M10	10	3498 58 6
FAZ II 12 10CV5A	M12	10	3498 65 9

Nail tie with nail head




Type	Bore hole Ø	Anchor length	Clamping range	Head Ø	Pack.	Item No.
	mm	mm	mm	mm	pcs	
FNA II 6x30/5 C	6	30	5	15	25	3498 46 9

Nail tie with thread end




Type	Bore hole Ø	Anchor length	Clamping range	Thread	Pack.	Item No.
	mm	mm	mm		pcs	
FNA II 6x30M6/5C	6	30	5	M6	25	3498 42 6

Internal thread anchor



Type	Thread	Pack.	Item No.
		pcs	
FZEA II 10X40 VA	M8	100	3492 14 5
FZEA II 12X40 VA	M10	100	3492 15 0
FZEA II 14X40VA	M12	50	3492 09 7


Internal thread anchor



Type	Thread	Pack.	Item No.
		pcs	
FZEA II10x40CV5A	M8	100	3492 16 7
FZEA II12x40CV5A	M10	100	3492 17 2


Injection anchor

2-component mortar cartridge




Type	Contents	Pack.	Item No.
	ml	pcs	
FIS V 360 S	360	1	3488 40 3

Anchor rod



Type	Dimension	Pack.	Item No.
	mm	pcs	
FIS A M6X70	M6 x 70	10	3488 29 2
FIS A M6X90	M6 x 90	10	3488 29 8

Plastic wire sleeve




Type	Pack.	Item No.
	pcs	
FIS H 12X50 K	50	3488 45 2
FIS H 12X85 K	50	3488 46 4
FIS H 16X85 K	50	3488 46 2



Anchoring


Injection anchor

Pressing gun




Type	Colour	Pack.	Item No.
FIS DMS	Red	1	3488 52 7

Conical drill for porous concrete



Type	Bore hole Ø	Pack.	Item No.
FIS PBB	15	1	3488 52 5


Centring sleeve for porous concrete



Type	Pack.	Item No.
FIS PBZ	10	3488 51 5


Bolt tie

MMS hex




Type	Dimension	Bore hole Ø	SW	Pack.	Item No.
MMS10X80	10 x 80	8	16	50	3498 12 3
MMS10X100	10 x 100	8	16	50	3498 15 8

MMS 6 pan head




Type	Dimension	Bore hole Ø	Screw system	Pack.	Item No.
MMS6X50	6 x 50	5	Torx	100	3498 10 7

MMS 7.5 pan head




Type	Dimension	Bore hole Ø	Screw system	Pack.	Item No.
MMS7.5X80	7.5 x 80	6	Torx	50	3498 27 1

MMS-MS pan head




Type	Bore hole Ø	Screw system	Pack.	Item No.
MMS-MS7.5x50	6	Torx	100	3498 26 0

MMS-ST with thread



Type	Bore hole Ø	Thread	SW	Pack.	Item No.
MMS-ST6X60	5	M6	10	100	3498 26 3

HMS-KS countersunk head



Type	Bore hole Ø	Screw system	Pack.	Item No.
HMS-KS5X50	4	Torx	200	3498 20 4



Cable routing systems



10_OBO_Gesamtkatalog_2014 / en / 06/05/2014# (LLExpert_01702) / 06/05/2014





Cable routing systems

WDK cable routing trunking systems, plastic

WDKH, cable routing trunking systems, halogen-free

LD cable routing trunking for data centre systems

LKM metal cable routing trunking systems

SKL skirting trunking systems

VK wiring trunking system, System Dahl

VKH wiring trunking system, Dahl, halogen-free

Rapid 45 plastic device installation trunking systems

Rapid 45 aluminium device installation trunking systems

Rapid 80 plastic device installation trunking systems

Rapid 80 sheet steel device installation trunking systems

Rapid 80 aluminium device installation trunking systems

Device installation trunking accessories

ISS service pole systems



You will find further information on the Internet at www.obo.de or by QR code





see page 401



see page 417



see page 421



see page 427



see page 433



see page 437



see page 445



see page 447



see page 451



see page 455



see page 461



see page 481



see page 489



see page 494






WDK cable trunking
Plastic systems



WDK cable routing trunking systems, plastic


Mini trunking

Mini trunking with adhesive film M7




Type	Colour	Length	Pack.	Item No.
		mm	m	
WDKM7	Traffic white	2000	176	6150 07 1

Mini trunking with adhesive film M9




Type	Colour	Length	Pack.	Item No.
		mm	m	
WDKM9	Traffic white	2000	140	6150 09 8

Mini trunking with adhesive film M11




Type	Colour	Length	Pack.	Item No.
		mm	m	
WDKM11	Traffic white	2000	104	6150 10 1

Mini trunking with adhesive film and hinge cover MD4




Type	Colour	Length	Pack.	Item No.
		mm	m	
WDKMD4RW	Pure white	2000	224	6150 26 8
WDKMD4CW	Cream	2000	224	6150 15 2

Mini trunking with adhesive film and hinge cover MD7



Type	Colour	Length	Pack.	Item No.
		mm	m	
WDKMD7RW	Pure white	2000	100	6150 27 6
WDKMD7CW	Cream	2000	100	6150 16 0

Mini trunking with adhesive film and hinge cover MD12




Type	Colour	Length	Pack.	Item No.
		mm	m	
WDKMD12RW	Pure white	2000	80	6150 28 4
WDKMD12CW	Cream	2000	80	6150 17 9

Mini trunking with adhesive film and hinge cover MD17




Type	Colour	Length	Pack.	Item No.
		mm	m	
WDKMD17RW	Pure white	2000	56	6150 29 2
WDKMD17CW	Cream	2000	56	6150 18 7

Shears for WDK trunking, straight cut



Type	Pack.	Item No.
	pcs	
SK2545	1	6028 40 3


Shears for WDK trunking, mitre cut



Type	Pack.	Item No.
	pcs	
SG2545	1	6028 41 1


Trunking height 10 mm, trunking width 20 mm

Trunking, type WDK 10020




Type	Colour	Length	Pack.	Item No.
		mm	m	
WDK10020RW	Pure white	2000	96	6150 76 4
WDK10020CW	Cream	2000	96	6150 75 6

Joint cover




Type	Colour	Pack.	Item No.
		pcs	
WDK HS10020RW	Pure white	10	6154 02 6
WDK HS10020CW	Cream	10	6152 00 7

Internal corner cover




Type	Colour	Pack.	Item No.
		pcs	
WDK HI10020RW	Pure white	4	6154 32 8
WDK HI10020CW	Cream	4	6153 00 3

External corner cover




Type	Colour	Pack.	Item No.
		pcs	
WDK HA10020RW	Pure white	4	6154 41 7
WDK HA10020CW	Cream	4	6153 29 1

Flat angle cover




Type	Colour	Pack.	Item No.
		pcs	
WDK HF10020RW	Pure white	4	6154 21 2
WDK HF10020CW	Cream	4	6152 60 0

T piece cover



Type	Colour	Pack.	Item No.
		pcs	
WDK HT10020RW	Pure white	4	6154 11 5
WDK HT10020CW	Cream	4	6152 30 9

End piece




Type	Colour	Pack.	Item No.
		pcs	
WDK HE10020RW	Pure white	10	6154 51 4
WDK HE10020CW	Cream	10	6153 59 3



WDK cable routing trunking systems, plastic


Trunking height 10 mm, trunking width 30 mm

Trunking, type WDK 10030




Type	Colour	Length	Pack.	Item No.
		mm	m	
WDK10030RW	Pure white	2000	64	6150 78 0
WDK10030CW	Cream	2000	64	6150 77 2

Trunking, type WDK-N 10030




Type	Colour	Length	Pack.	Item No.
		mm	m	
WDK-N10030RW	Pure white	2000	64	6150 45 4
WDK-N10030CW	Cream	2000	64	6150 44 6

Joint cover




Type	Colour	Pack.	Item No.
		pcs	
WDK HS10030RW	Pure white	10	6154 03 4
WDK HS10030CW	Cream	10	6152 01 5

Internal corner cover




Type	Colour	Pack.	Item No.
		pcs	
WDK HI10030RW	Pure white	4	6154 33 6
WDK HI10030CW	Cream	4	6153 01 1

External corner cover




Type	Colour	Pack.	Item No.
		pcs	
WDK HA10030RW	Pure white	4	6154 42 5
WDK HA10030CW	Cream	4	6153 30 5

Flat angle cover




Type	Colour	Pack.	Item No.
		pcs	
WDK HF10030RW	Pure white	4	6154 22 0
WDK HF10030CW	Cream	4	6152 61 9

T piece cover



Type	Colour	Pack.	Item No.
		pcs	
WDK HT10030RW	Pure white	4	6154 12 3
WDK HT10030CW	Cream	4	6152 31 7

End piece



Type	Colour	Pack.	Item No.
		pcs	
WDK HE10030RW	Pure white	10	6154 52 2
WDK HE10030CW	Cream	10	6153 60 7


Trunking height 15 mm, trunking width 15 mm

Trunking, type WDK 15015



Type	Colour	Length	Pack.	Item No.
		mm	m	
WDK15015RW	Pure white	2000	56	6191 00 2
WDK15015CW	Cream	2000	56	6024 96 3
WDK15015LGR	Light grey	2000	56	6024 94 7
WDK15015GR	Stone grey	2000	56	6024 95 5


End piece



Type	Colour	Pack.	Item No.
		pcs	
WDK HE15015RW	Pure white	10	6193 09 9
WDK HE15015CW	Cream	10	6162 49 5
WDK HE15015LGR	Light grey	10	6183 60 3
WDK HE15015GR	Stone grey	10	6158 69 2


Trunking height 15 mm, trunking width 30 mm

Trunking, type WDK 15030




Type	Colour	Length	Pack.	Item No.
		mm	m	
WDK15030RW	Pure white	2000	32	6191 01 0
WDK15030CW	Cream	2000	32	6025 01 3
WDK15030GR	Stone grey	2000	32	6025 00 5

Joint cover




Type	Colour	Pack.	Item No.
		pcs	
WDK HS15030RW	Pure white	10	6193 50 1
WDK HS15030CW	Cream	10	6152 03 1
WDK HS15030GR	Stone grey	10	6158 83 8

Internal corner cover




Type	Colour	Pack.	Item No.
		pcs	
WDK HI15030RW	Pure white	4	6191 84 3
WDK HI15030CW	Cream	4	6160 02 6
WDK HI15030GR	Stone grey	4	6158 23 4

External corner cover



Type	Colour	Pack.	Item No.
		pcs	
WDK HA15030RW	Pure white	4	6192 14 9
WDK HA15030CW	Cream	4	6160 61 1
WDK HA15030GR	Stone grey	4	6158 35 8

Flat angle cover



Type	Colour	Pack.	Item No.
		pcs	
WDK HF15030RW	Pure white	4	6192 75 0
WDK HF15030CW	Cream	4	6161 21 9
WDK HF15030GR	Stone grey	4	6158 59 5

T piece cover



Type	Colour	Pack.	Item No.
		pcs	
WDK HT15030RW	Pure white	4	6192 45 9
WDK HT15030CW	Cream	4	6161 02 8
WDK HT15030GR	Stone grey	4	6158 46 3

WDK cable routing trunking systems, plastic

Trunking height 15 mm, trunking width 30 mm

End piece				
Type	Colour		Pack.	Item No.
			pcs	
WDK HE15030RW	Pure white		10	6193 10 2
WDK HE15030CW	Cream		10	6162 51 7
WDK HE15030GR	Stone grey		10	6158 71 4

Trunking height 15 mm, trunking width 40 mm

Trunking, type WDK 15040				
Type	Colour	Length	Pack.	Item No.
		mm	m	
WDK15040RW	Pure white	2000	36	6191 02 9
WDK15040CW	Cream	2000	36	6025 16 1
WDK15040GR	Stone grey	2000	36	6025 13 7

Joint cover				
Type	Colour		Pack.	Item No.
			pcs	
WDK HS15040RW	Pure white		10	6193 52 8
WDK HS15040CW	Cream		10	6152 05 8
WDK HS15040GR	Stone grey		10	6158 84 6

Internal corner cover				
Type	Colour		Pack.	Item No.
			pcs	
WDK HI15040RW	Pure white		4	6191 85 1
WDK HI15040CW	Cream		4	6160 03 4
WDK HI15040GR	Stone grey		4	6158 24 2

External corner cover				
Type	Colour		Pack.	Item No.
			pcs	
WDK HA15040RW	Pure white		4	6192 15 7
WDK HA15040CW	Cream		4	6160 63 8
WDK HA15040GR	Stone grey		4	6158 36 6

Flat angle cover				
Type	Colour		Pack.	Item No.
			pcs	
WDK HF15040RW	Pure white		4	6192 76 9
WDK HF15040CW	Cream		4	6161 22 7
WDK HF15040GR	Stone grey		4	6158 60 9

T piece cover				
Type	Colour		Pack.	Item No.
			pcs	
WDK HT15040RW	Pure white		4	6192 46 7
WDK HT15040CW	Cream		4	6161 93 6
WDK HT15040GR	Stone grey		4	6158 47 1

End piece				
Type	Colour		Pack.	Item No.
			pcs	
WDK HE15040RW	Pure white		10	6193 11 0
WDK HE15040CW	Cream		10	6162 52 5
WDK HE15040GR	Stone grey		10	6158 72 2

Trunking height 20 mm, trunking width 20 mm

Trunking, type WDK 20020				
Type	Colour	Length	Pack.	Item No.
		mm	m	
WDK20020RW	Pure white	2000	48	6191 03 7
WDK20020CW	Cream	2000	48	6025 15 3
WDK20020LGR	Light grey	2000	48	6025 10 2
WDK20020GR	Stone grey	2000	48	6025 11 0

Internal corner cover				
Type	Colour		Pack.	Item No.
			pcs	
WDK HI20020RW	Pure white		4	6191 87 8
WDK HI20020CW	Cream		4	6160 01 8
WDK HI20020LGR	Light grey		4	6182 01 1
WDK HI20020GR	Stone grey		4	6158 22 6

External corner cover				
Type	Colour		Pack.	Item No.
			pcs	
WDK HA20020RW	Pure white		4	6192 16 5
WDK HA20020CW	Cream		4	6160 60 3
WDK HA20020LGR	Light grey		4	6182 40 2
WDK HA20020GR	Stone grey		4	6158 33 1

Flat angle cover				
Type	Colour		Pack.	Item No.
			pcs	
WDK HF20020RW	Pure white		4	6192 77 7
WDK HF20020CW	Cream		4	6161 20 0
WDK HF20020LGR	Light grey		4	6183 21 2
WDK HF20020GR	Stone grey		4	6158 58 7

T piece cover				
Type	Colour		Pack.	Item No.
			pcs	
WDK HT20020RW	Pure white		4	6192 47 5
WDK HT20020CW	Cream		4	6161 90 1
WDK HT20020LGR	Light grey		4	6182 80 1
WDK HT20020GR	Stone grey		4	6158 45 5


End piece				
Type	Colour		Pack.	Item No.
			pcs	
WDK HE20020RW	Pure white		10	6193 12 9
WDK HE20020CW	Cream		10	6162 50 9
WDK HE20020LGR	Light grey		10	6183 61 1
WDK HE20020GR	Stone grey		10	6158 70 6



WDK cable routing trunking systems, plastic


Trunking height 20 mm, trunking width 35 mm

Trunking, type WDK 20035



Type	Colour	Length	Pack.	Item No.
		mm	m	
WDK20035RW	Pure white	2000	32	6191 04 5
WDK20035CW	Cream	2000	32	6026 37 0
WDK20035LGR	Light grey	2000	32	6026 35 4
WDK20035GR	Stone grey	2000	32	6026 36 2


End piece



Type	Colour	Pack.	Item No.
		pcs	
WDK HE20035RW	Pure white	10	6193 13 7
WDK HE20035CW	Cream	10	6162 48 7
WDK HE20035LGR	Light grey	10	6183 65 4
WDK HE20035GR	Stone grey	10	6158 78 1


Trunking height 20 mm, trunking width 50 mm

Trunking, type WDK 20050




Type	Colour	Length	Pack.	Item No.
		mm	m	
WDK20050RW	Pure white	2000	42	6168 73 6
WDK20050CW	Cream	2000	42	6168 70 1

Trunking, type WDK-N 20050




Type	Colour	Length	Pack.	Item No.
		mm	m	
WDK-N20050RW	Pure white	2000	42	6168 74 4
WDK-N20050CW	Cream	2000	42	6168 72 8

Joint cover




Type	Colour	Pack.	Item No.
		pcs	
WDK HS20050RW	Pure white	10	6154 06 9
WDK HS20050CW	Cream	10	6152 10 4

Internal corner cover




Type	Colour	Pack.	Item No.
		pcs	
WDK HI20050RW	Pure white	4	6154 36 0
WDK HI20050CW	Cream	4	6153 08 9

External corner cover




Type	Colour	Pack.	Item No.
		pcs	
WDK HA20050RW	Pure white	4	6154 46 8
WDK HA20050CW	Cream	4	6153 37 2

Flat angle cover




Type	Colour	Pack.	Item No.
		pcs	
WDK HF20050RW	Pure white	4	6154 25 5
WDK HF20050CW	Cream	4	6152 68 6

T piece cover



Type	Colour	Pack.	Item No.
		pcs	
WDK HT20050RW	Pure white	4	6154 16 6
WDK HT20050CW	Cream	4	6152 38 4


End piece



Type	Colour	Pack.	Item No.
		pcs	
WDK HE20050RW	Pure white	10	6154 55 7
WDK HE20050CW	Cream	10	6153 67 4


Trunking height 25 mm, trunking width 25 mm

Trunking, type WDK 25025



Type	Colour	Length	Pack.	Item No.
		mm	m	
WDK25025RW	Pure white	2000	32	6191 05 3
WDK25025CW	Cream	2000	32	6026 42 7
WDK25025LGR	Light grey	2000	32	6026 40 0
WDK25025GR	Stone grey	2000	32	6026 41 9

Internal corner cover



Type	Colour	Pack.	Item No.
		pcs	
WDK HI25025RW	Pure white	4	6191 88 6
WDK HI25025CW	Cream	4	6160 04 2
WDK HI25025LGR	Light grey	4	6182 06 2
WDK HI25025GR	Stone grey	4	6158 25 0

External corner cover



Type	Colour	Pack.	Item No.
		pcs	
WDK HA25025RW	Pure white	4	6192 17 3
WDK HA25025CW	Cream	4	6160 64 6
WDK HA25025LGR	Light grey	4	6182 44 5
WDK HA25025GR	Stone grey	4	6158 37 4

Flat angle cover




Type	Colour	Pack.	Item No.
		pcs	
WDK HF25025RW	Pure white	4	6192 78 5
WDK HF25025CW	Cream	4	6161 23 5
WDK HF25025LGR	Light grey	4	6183 25 5
WDK HF25025GR	Stone grey	4	6158 61 7

T piece cover



Type	Colour	Pack.	Item No.
		pcs	
WDK HT25025RW	Pure white	4	6192 48 3
WDK HT25025CW	Cream	4	6161 94 4
WDK HT25025LGR	Light grey	4	6182 85 2
WDK HT25025GR	Stone grey	4	6158 49 8

End piece




Type	Colour	Pack.	Item No.
		pcs	
WDK HE25025RW	Pure white	10	6193 14 5
WDK HE25025CW	Cream	10	6162 53 3
WDK HE25025LGR	Light grey	10	6183 66 2
WDK HE25025GR	Stone grey	10	6158 73 0

WDK cable routing trunking systems, plastic


Trunking height 25 mm, trunking width 40 mm

Trunking, type WDK 25040




Type	Colour	Length mm	Pack. m	Item No.
WDK25040RW	Pure white	2000	24	6191 06 1
WDK25040CW	Cream	2000	24	6026 45 1
WDK25040GR	Stone grey	2000	24	6026 44 3

Trunking, type WDK-N 25040




Type	Colour	Length mm	Pack. m	Item No.
WDK-N25040RW	Pure white	2000	36	6150 64 0
WDK-N25040CW	Cream	2000	36	6150 63 2

Joint cover




Type	Colour	Pack. pcs	Item No.
WDK HS25040RW	Pure white	10	6193 56 0
WDK HS25040CW	Cream	10	6152 08 2
WDK HS25040GR	Stone grey	10	6158 88 9

Internal corner cover




Type	Colour	Pack. pcs	Item No.
WDK HI25040RW	Pure white	4	6191 89 4
WDK HI25040CW	Cream	4	6160 05 0
WDK HI25040GR	Stone grey	4	6158 26 9

External corner cover




Type	Colour	Pack. pcs	Item No.
WDK HA25040RW	Pure white	4	6192 18 1
WDK HA25040CW	Cream	4	6160 65 4
WDK HA25040GR	Stone grey	4	6158 38 2

Flat angle cover




Type	Colour	Pack. pcs	Item No.
WDK HF25040RW	Pure white	4	6192 79 3
WDK HF25040CW	Cream	4	6161 24 3
WDK HF25040GR	Stone grey	4	6158 62 5

T piece cover



Type	Colour	Pack. pcs	Item No.
WDK HT25040RW	Pure white	4	6192 49 1
WDK HT25040CW	Cream	4	6161 95 2
WDK HT25040GR	Stone grey	4	6158 50 1


End piece



Type	Colour	Pack. pcs	Item No.
WDK HE25040RW	Pure white	10	6193 15 3
WDK HE25040CW	Cream	10	6162 54 1
WDK HE25040GR	Stone grey	10	6158 74 9


Trunking height 30 mm, trunking width 30 mm

Trunking, type WDK 30030




Type	Colour	Length mm	Pack. m	Item No.
WDK30030RW	Pure white	2000	40	6191 09 6
WDK30030CW	Cream	2000	40	6026 82 6
WDK30030LGR	Light grey	2000	40	6026 79 6
WDK30030GR	Stone grey	2000	40	6026 81 8

Internal corner cover




Type	Colour	Pack. pcs	Item No.
WDK HI30030RW	Pure white	4	6191 92 4
WDK HI30030CW	Cream	4	6160 07 7
WDK HI30030LGR	Light grey	4	6182 09 7
WDK HI30030GR	Stone grey	4	6158 28 5

External corner cover



Type	Colour	Pack. pcs	Item No.
WDK HA30030RW	Pure white	4	6192 21 1
WDK HA30030CW	Cream	4	6160 67 0
WDK HA30030LGR	Light grey	4	6182 48 8
WDK HA30030GR	Stone grey	4	6158 40 4

Flat angle cover




Type	Colour	Pack. pcs	Item No.
WDK HF30030RW	Pure white	4	6192 81 5
WDK HF30030CW	Cream	4	6161 27 8
WDK HF30030LGR	Light grey	4	6183 29 8
WDK HF30030GR	Stone grey	4	6158 64 1

T piece cover



Type	Colour	Pack. pcs	Item No.
WDK HT30030RW	Pure white	4	6192 51 3
WDK HT30030CW	Cream	4	6161 97 9
WDK HT30030LGR	Light grey	4	6182 88 7
WDK HT30030GR	Stone grey	4	6158 53 6


End piece



Type	Colour	Pack. pcs	Item No.
WDK HE30030RW	Pure white	10	6193 18 8
WDK HE30030CW	Cream	10	6162 57 6
WDK HE30030LGR	Light grey	10	6183 69 7
WDK HE30030GR	Stone grey	10	6158 76 5


Trunking height 30 mm, trunking width 45 mm

Trunking, type WDK 30045




Type	Colour	Length mm	Pack. m	Item No.
WDK30045RW	Pure white	2000	48	6191 11 8
WDK30045CW	Cream	2000	48	6026 86 9
WDK30045LGR	Light grey	2000	48	6026 84 2
WDK30045GR	Stone grey	2000	48	6026 85 0

Internal corner cover



Type	Colour	Pack. pcs	Item No.
WDK HI30045RW	Pure white	4	6191 93 2
WDK HI30045CW	Cream	4	6160 08 5
WDK HI30045LGR	Light grey	4	6182 10 0
WDK HI30045GR	Stone grey	4	6158 30 7

External corner cover




Type	Colour	Pack. pcs	Item No.
WDK HA30045RW	Pure white	4	6192 23 8
WDK HA30045CW	Cream	4	6160 68 9
WDK HA30045LGR	Light grey	4	6182 49 6
WDK HA30045GR	Stone grey	4	6158 42 0



WDK cable routing trunking systems, plastic


Trunking height 30 mm, trunking width 45 mm

Flat angle cover




Type	Colour	Pack.	Item No.
		pcs	
WDK HF30045RW	Pure white	4	6192 82 3
WDK HF30045CW	Cream	4	6161 28 6
WDK HF30045LGR	Light grey	4	6183 30 1
WDK HF30045GR	Stone grey	4	6158 67 6

T piece cover



Type	Colour	Pack.	Item No.
		pcs	
WDK HT30045RW	Pure white	4	6192 52 1
WDK HT30045CW	Cream	4	6161 98 7
WDK HT30045LGR	Light grey	4	6182 89 5
WDK HT30045GR	Stone grey	4	6158 55 2

End piece



Type	Colour	Pack.	Item No.
		pcs	
WDK HE30045RW	Pure white	10	6193 19 6
WDK HE30045CW	Cream	10	6162 58 4
WDK HE30045LGR	Light grey	10	6183 70 0
WDK HE30045GR	Stone grey	10	6158 80 3


Trunking height 40 mm, trunking width 40 mm

Trunking, type WDK 40040




Type	Colour	Length	Pack.	Item No.
		mm	m	
WDK40040RW	Pure white	2000	36	6191 12 6
WDK40040CW	Cream	2000	36	6025 41 2
WDK40040LGR	Light grey	2000	36	6027 01 6
WDK40040GR	Stone grey	2000	36	6025 44 7

Internal corner cover




Type	Colour	Pack.	Item No.
		pcs	
WDK HI40040RW	Pure white	4	6191 94 0
WDK HI40040CW	Cream	4	6160 09 3
WDK HI40040LGR	Light grey	4	6182 11 9
WDK HI40040GR	Stone grey	4	6158 29 3

External corner cover




Type	Colour	Pack.	Item No.
		pcs	
WDK HA40040RW	Pure white	4	6192 24 6
WDK HA40040CW	Cream	4	6160 69 7
WDK HA40040LGR	Light grey	4	6182 52 6
WDK HA40040GR	Stone grey	4	6158 41 2

T and intersection cover




Type	Colour	Pack.	Item No.
		pcs	
WDK HT40040RW	Pure white	4	6192 54 8
WDK HT40040CW	Cream	4	6161 99 5
WDK HT40040LGR	Light grey	4	6182 91 7
WDK HT40040GR	Stone grey	4	6158 54 4

Flat angle cover



Type	Colour	Pack.	Item No.
		pcs	
WDK HF40040RW	Pure white	4	6192 83 1
WDK HF40040CW	Cream	4	6161 29 4
WDK HF40040LGR	Light grey	4	6183 33 6
WDK HF40040GR	Stone grey	4	6158 66 8

End piece



Type	Colour	Pack.	Item No.
		pcs	
WDK HE40040RW	Pure white	10	6193 21 8
WDK HE40040CW	Cream	10	6162 59 2
WDK HE40040LGR	Light grey	10	6183 72 7
WDK HE40040GR	Stone grey	10	6158 77 3


Trunking height 40 mm, trunking width 60 mm

Trunking, type WDK 40060



Type	Colour	Length	Pack.	Item No.
		mm	m	
WDK40060RW	Pure white	2000	24	6191 13 4
WDK40060CW	Cream	2000	24	6020 88 7
WDK40060LGR	Light grey	2000	24	6027 02 4
WDK40060GR	Stone grey	2000	24	6025 63 3

Internal corner cover



Type	Colour	Pack.	Item No.
		pcs	
WDK HI40060RW	Pure white	2	6191 95 9
WDK HI40060CW	Cream	2	6160 10 7
WDK HI40060LGR	Light grey	2	6182 12 7
WDK HI40060GR	Stone grey	2	6021 71 9

External corner cover




Type	Colour	Pack.	Item No.
		pcs	
WDK HA40060RW	Pure white	2	6192 25 4
WDK HA40060CW	Cream	2	6160 70 0
WDK HA40060LGR	Light grey	2	6182 53 4
WDK HA40060GR	Stone grey	2	6021 69 7

T and intersection cover




Type	Colour	Pack.	Item No.
		pcs	
WDK HK40060RW	Pure white	2	6192 55 6
WDK HK40060CW	Cream	2	6162 00 2
WDK HK40060LGR	Light grey	2	6182 92 5
WDK HK40060GR	Stone grey	2	6023 31 2

Flat angle cover



Type	Colour	Pack.	Item No.
		pcs	
WDK HF40060RW	Pure white	2	6192 85 8
WDK HF40060CW	Cream	2	6161 30 8
WDK HF40060LGR	Light grey	2	6183 34 4
WDK HF40060GR	Stone grey	2	6021 73 5

End piece




Type	Colour	Pack.	Item No.
		pcs	
WDK HE40060RW	Pure white	10	6193 22 6
WDK HE40060CW	Cream	10	6162 60 6
WDK HE40060LGR	Light grey	10	6183 73 5
WDK HE40060GR	Stone grey	10	6021 49 2

LFS

WDK cable routing trunking systems, plastic


Trunking height 40 mm, trunking width 90 mm

Trunking, type WDK 40090




Type	Colour	Length mm	Pack. m	Item No.
WDK40090RW	Pure white	2000	32	6191 14 2
WDK40090CW	Cream	2000	32	6020 89 5
WDK40090LGR	Light grey	2000	32	6027 03 2
WDK40090GR	Stone grey	2000	32	6021 01 8

Joint cover



Type	Colour	Pack. pcs	Item No.
WDK HS40090RW	Pure white	20	6193 58 0
WDK HS40090CW	Cream	20	6193 58 2

Internal corner cover




Type	Colour	Pack. pcs	Item No.
WDK HI40090RW	Pure white	2	6191 96 7
WDK HI40090CW	Cream	2	6160 11 5
WDK HI40090LGR	Light grey	2	6182 13 5
WDK HI40090GR	Stone grey	2	6021 19 0

External corner cover



Type	Colour	Pack. pcs	Item No.
WDK HA40090RW	Pure white	2	6192 26 2
WDK HA40090CW	Cream	2	6160 71 9
WDK HA40090LGR	Light grey	2	6182 54 2
WDK HA40090GR	Stone grey	2	6021 09 3

T and intersection cover



Type	Colour	Pack. pcs	Item No.
WDK HK40090RW	Pure white	2	6192 56 4
WDK HK40090CW	Cream	2	6162 01 0
WDK HK40090LGR	Light grey	2	6182 93 3
WDK HK40090GR	Stone grey	2	6023 14 2

Flat angle cover



Type	Colour	Pack. pcs	Item No.
WDK HF40090RW	Pure white	2	6192 86 6
WDK HF40090CW	Cream	2	6161 31 6
WDK HF40090LGR	Light grey	2	6183 35 2
WDK HF40090GR	Stone grey	2	6021 33 6

End piece



Type	Colour	Pack. pcs	Item No.
WDK HE40090RW	Pure white	10	6193 23 4
WDK HE40090CW	Cream	10	6162 61 4
WDK HE40090LGR	Light grey	10	6183 74 3
WDK HE40090GR	Stone grey	10	6021 50 6


Trunking height 40 mm, trunking width 110 mm

Trunking, type WDK 40110



Type	Colour	Length mm	Pack. m	Item No.
WDK40110RW	Pure white	2000	24	6191 15 0
WDK40110CW	Cream	2000	24	6020 90 9
WDK40110LGR	Light grey	2000	24	6027 04 0
WDK40110GR	Stone grey	2000	24	6021 03 4

Joint cover



Type	Colour	Pack. pcs	Item No.
WDK HS40110RW	Pure white	20	6193 58 6
WDK HS40110CW	Cream	20	6193 58 8

Internal corner cover




Type	Colour	Pack. pcs	Item No.
WDK HI40110RW	Pure white	2	6191 97 5
WDK HI40110CW	Cream	2	6160 12 3
WDK HI40110LGR	Light grey	2	6182 14 3
WDK HI40110GR	Stone grey	2	6021 72 7

External corner cover




Type	Colour	Pack. pcs	Item No.
WDK HA40110RW	Pure white	2	6192 27 0
WDK HA40110CW	Cream	2	6160 72 7
WDK HA40110LGR	Light grey	2	6182 55 0
WDK HA40110GR	Stone grey	2	6021 70 0

T and intersection cover




Type	Colour	Pack. pcs	Item No.
WDK HK40110RW	Pure white	2	6192 57 2
WDK HK40110CW	Cream	2	6162 02 9
WDK HK40110LGR	Light grey	2	6182 94 1
WDK HK40110GR	Stone grey	2	6023 33 9

Flat angle cover



Type	Colour	Pack. pcs	Item No.
WDK HF40110RW	Pure white	2	6192 87 4
WDK HF40110CW	Cream	2	6161 32 4
WDK HF40110LGR	Light grey	2	6183 36 0
WDK HF40110GR	Stone grey	2	6021 74 3

End piece




Type	Colour	Pack. pcs	Item No.
WDK HE40110RW	Pure white	10	6193 24 2
WDK HE40110CW	Cream	10	6162 62 2
WDK HE40110LGR	Light grey	10	6183 75 1
WDK HE40110GR	Stone grey	10	6021 51 4



WDK cable routing trunking systems, plastic

Trunking height 60 mm, trunking width 60 mm

Trunking, type WDK 60060



Type	Colour	Length mm	Pack. m	Item No.
WDK60060RW	Pure white	2000	32	6191 19 3
WDK60060CW	Cream	2000	32	6021 94 8
WDK60060LGR	Light grey	2000	32	6027 10 5
WDK60060GR	Stone grey	2000	32	6025 66 8

Internal corner cover




Type	Colour	Pack. pcs	Item No.
WDK HI60060RW	Pure white	2	6192 01 7
WDK HI60060CW	Cream	2	6160 30 1
WDK HI60060LGR	Light grey	2	6182 19 4
WDK HI60060GR	Stone grey	2	6022 38 3

External corner cover




Type	Colour	Pack. pcs	Item No.
WDK HA60060RW	Pure white	2	6192 31 9
WDK HA60060CW	Cream	2	6160 90 5
WDK HA60060LGR	Light grey	2	6182 59 3
WDK HA60060GR	Stone grey	2	6022 07 3

T and intersection cover




Type	Colour	Pack. pcs	Item No.
WDK HK60060RW	Pure white	2	6192 61 0
WDK HK60060CW	Cream	2	6162 20 7
WDK HK60060LGR	Light grey	2	6183 01 8
WDK HK60060GR	Stone grey	2	6023 22 3

Flat angle cover



Type	Colour	Pack. pcs	Item No.
WDK HF60060RW	Pure white	2	6192 91 2
WDK HF60060CW	Cream	2	6161 50 2
WDK HF60060LGR	Light grey	2	6183 40 9
WDK HF60060GR	Stone grey	2	6022 44 8

End piece



Type	Colour	Pack. pcs	Item No.
WDK HE60060RW	Pure white	10	6193 28 5
WDK HE60060CW	Cream	10	6162 80 0
WDK HE60060LGR	Light grey	10	6183 80 8
WDK HE60060GR	Stone grey	10	6022 49 9


Trunking height 60 mm, trunking width 90 mm

Trunking, type WDK 60090



Type	Colour	Length mm	Pack. m	Item No.
WDK60090RW	Pure white	2000	24	6191 20 7
WDK60090CW	Cream	2000	24	6021 91 3
WDK60090LGR	Light grey	2000	24	6027 11 3
WDK60090GR	Stone grey	2000	24	6022 00 6

Joint cover



Type	Colour	Pack. pcs	Item No.
WDK HS60090RW	Pure white	20	6193 59 0
WDK HS60090CW	Cream	20	6193 59 2

Internal corner cover




Type	Colour	Pack. pcs	Item No.
WDK HI60090RW	Pure white	2	6192 02 5
WDK HI60090CW	Cream	2	6160 32 8
WDK HI60090LGR	Light grey	2	6182 20 8
WDK HI60090GR	Stone grey	2	6022 21 9

External corner cover




Type	Colour	Pack. pcs	Item No.
WDK HA60090RW	Pure white	2	6192 32 7
WDK HA60090CW	Cream	2	6160 91 3
WDK HA60090LGR	Light grey	2	6182 60 7
WDK HA60090GR	Stone grey	2	6022 11 1

T and intersection cover




Type	Colour	Pack. pcs	Item No.
WDK HK60090RW	Pure white	2	6192 62 9
WDK HK60090CW	Cream	2	6162 21 5
WDK HK60090LGR	Light grey	2	6183 02 6
WDK HK60090GR	Stone grey	2	6023 00 2

Flat angle cover



Type	Colour	Pack. pcs	Item No.
WDK HF60090RW	Pure white	2	6192 92 0
WDK HF60090CW	Cream	2	6161 51 0
WDK HF60090LGR	Light grey	2	6183 41 7
WDK HF60090GR	Stone grey	2	6022 31 6

End piece



Type	Colour	Pack. pcs	Item No.
WDK HE60090RW	Pure white	10	6193 29 3
WDK HE60090CW	Cream	10	6162 81 9
WDK HE60090LGR	Light grey	10	6183 81 6
WDK HE60090GR	Stone grey	10	6022 50 2

WDK cable routing trunking systems, plastic

Trunking height 60 mm, trunking width 230 mm

Trunking, type WDK 60230




Type	Colour	Length mm	Pack. m	Item No.
WDK60230RW	Pure white	2000	8	6191 27 4
WDK60230CW	Cream	2000	8	6021 89 1
WDK60230LGR	Light grey	2000	8	6027 18 0
WDK60230GR	Stone grey	2000	8	6022 05 7

Internal corner cover



Type	Colour	Pack. pcs	Item No.
WDK HI60230RW	Pure white	2	6192 09 2
WDK HI60230CW	Cream	2	6160 39 5
WDK HI60230LGR	Light grey	2	6182 26 7
WDK HI60230GR	Stone grey	2	6024 44 0

External corner cover



Type	Colour	Pack. pcs	Item No.
WDK HA60230RW	Pure white	2	6192 39 4
WDK HA60230CW	Cream	2	6160 98 0
WDK HA60230LGR	Light grey	2	6182 67 4
WDK HA60230GR	Stone grey	2	6024 54 8

T and intersection cover




Type	Colour	Pack. pcs	Item No.
WDK HK60230RW	Pure white	2	6192 69 6
WDK HK60230CW	Cream	2	6162 29 0
WDK HK60230LGR	Light grey	2	6183 08 5
WDK HK60230GR	Stone grey	2	6024 77 7

Flat angle cover



Type	Colour	Pack. pcs	Item No.
WDK HF60230RW	Pure white	2	6192 99 8
WDK HF60230CW	Cream	2	6161 59 6
WDK HF60230LGR	Light grey	2	6183 48 4
WDK HF60230GR	Stone grey	2	6024 60 2

End piece



Type	Colour	Pack. pcs	Item No.
WDK HE60230RW	Pure white	10	6193 36 6
WDK HE60230CW	Cream	10	6162 88 6
WDK HE60230LGR	Light grey	10	6183 87 5
WDK HE60230GR	Stone grey	10	6024 83 1


Trunking height 60 mm, trunking width 110 mm, device installation

Trunking, type WDK 60110




Type	Colour	Length mm	Pack. m	Item No.
WDK60110RW	Pure white	2000	16	6191 21 5
WDK60110CW	Cream	2000	16	6021 84 0
WDK60110LGR	Light grey	2000	16	6027 12 1
WDK60110GR	Stone grey	2000	16	6022 01 4

Joint cover



Type	Colour	Pack. pcs	Item No.
WDK HS60110RW	Pure white	20	6193 59 6
WDK HS60110CW	Cream	20	6193 59 8

Internal corner cover




Type	Colour	Pack. pcs	Item No.
WDK HI60110RW	Pure white	2	6192 03 3
WDK HI60110CW	Cream	2	6160 33 6
WDK HI60110LGR	Light grey	2	6182 21 6
WDK HI60110GR	Stone grey	2	6022 23 5

External corner cover




Type	Colour	Pack. pcs	Item No.
WDK HA60110RW	Pure white	2	6192 33 5
WDK HA60110CW	Cream	2	6160 92 1
WDK HA60110LGR	Light grey	2	6182 61 5
WDK HA60110GR	Stone grey	2	6022 14 6

T and intersection cover




Type	Colour	Pack. pcs	Item No.
WDK HK60110RW	Pure white	2	6192 63 7
WDK HK60110CW	Cream	2	6162 22 3
WDK HK60110LGR	Light grey	2	6183 03 4
WDK HK60110GR	Stone grey	2	6023 02 9

Flat angle cover



Type	Colour	Pack. pcs	Item No.
WDK HF60110RW	Pure white	2	6192 93 9
WDK HF60110CW	Cream	2	6161 52 9
WDK HF60110LGR	Light grey	2	6183 42 5
WDK HF60110GR	Stone grey	2	6022 33 2

End piece




Type	Colour	Pack. pcs	Item No.
WDK HE60110RW	Pure white	10	6193 30 7
WDK HE60110CW	Cream	10	6162 82 7
WDK HE60110LGR	Light grey	10	6183 82 4
WDK HE60110GR	Stone grey	10	6022 58 8



WDK cable routing trunking systems, plastic

Trunking height 60 mm, trunking width 130 mm, device installation

Trunking, type WDK 60130



Type	Colour	Length mm	Pack. m	Item No.
WDK60130RW	Pure white	2000	16	6191 22 3
WDK60130CW	Cream	2000	16	6021 85 9
WDK60130LGR	Light grey	2000	16	6027 14 8
WDK60130GR	Stone grey	2000	16	6022 02 2

Internal corner cover




Type	Colour	Pack. pcs	Item No.
WDK HI60130RW	Pure white	2	6192 04 1
WDK HI60130CW	Cream	2	6160 34 4
WDK HI60130LGR	Light grey	2	6182 22 4
WDK HI60130GR	Stone grey	2	6022 25 1

External corner cover




Type	Colour	Pack. pcs	Item No.
WDK HA60130RW	Pure white	2	6192 34 3
WDK HA60130CW	Cream	2	6160 94 8
WDK HA60130LGR	Light grey	2	6182 62 3
WDK HA60130GR	Stone grey	2	6022 16 2

T and intersection cover




Type	Colour	Pack. pcs	Item No.
WDK HK60130RW	Pure white	2	6192 64 5
WDK HK60130CW	Cream	2	6162 23 1
WDK HK60130LGR	Light grey	2	6183 04 2
WDK HK60130GR	Stone grey	2	6023 04 5

Flat angle cover



Type	Colour	Pack. pcs	Item No.
WDK HF60130RW	Pure white	2	6192 94 7
WDK HF60130CW	Cream	2	6161 53 7
WDK HF60130LGR	Light grey	2	6183 43 3
WDK HF60130GR	Stone grey	2	6022 35 9


End piece



Type	Colour	Pack. pcs	Item No.
WDK HE60130RW	Pure white	10	6193 31 5
WDK HE60130CW	Cream	10	6162 83 5
WDK HE60130LGR	Light grey	10	6183 83 2
WDK HE60130GR	Stone grey	10	6022 52 9

Trunking height 60 mm, trunking width 150 mm, device installation

Trunking, type WDK 60150



Type	Colour	Length mm	Pack. m	Item No.
WDK60150RW	Pure white	2000	8	6191 23 1
WDK60150CW	Cream	2000	8	6021 88 3
WDK60150LGR	Light grey	2000	8	6027 15 6
WDK60150GR	Stone grey	2000	8	6022 03 0

Internal corner cover



Type	Colour	Pack. pcs	Item No.
WDK HI60150RW	Pure white	2	6192 06 8
WDK HI60150CW	Cream	2	6160 37 9
WDK HI60150LGR	Light grey	2	6182 23 2
WDK HI60150GR	Stone grey	2	6024 43 2

External corner cover




Type	Colour	Pack. pcs	Item No.
WDK HA60150RW	Pure white	2	6192 35 1
WDK HA60150CW	Cream	2	6160 97 2
WDK HA60150LGR	Light grey	2	6182 63 1
WDK HA60150GR	Stone grey	2	6024 52 1

T and intersection cover




Type	Colour	Pack. pcs	Item No.
WDK HK60150RW	Pure white	2	6192 65 3
WDK HK60150CW	Cream	2	6162 27 4
WDK HK60150LGR	Light grey	2	6183 05 0
WDK HK60150GR	Stone grey	2	6024 76 9

Flat angle cover



Type	Colour	Pack. pcs	Item No.
WDK HF60150RW	Pure white	2	6192 95 5
WDK HF60150CW	Cream	2	6161 56 1
WDK HF60150LGR	Light grey	2	6183 44 1
WDK HF60150GR	Stone grey	2	6024 59 9

End piece



Type	Colour	Pack. pcs	Item No.
WDK HE60150RW	Pure white	10	6193 32 3
WDK HE60150CW	Cream	10	6162 87 8
WDK HE60150LGR	Light grey	10	6183 84 0
WDK HE60150GR	Stone grey	10	6024 82 3

Trunking height 60 mm, trunking width 170 mm, device installation

Trunking, type WDK 60170



Type	Colour	Length mm	Pack. m	Item No.
WDK60170RW	Pure white	2000	8	6191 25 8
WDK60170CW	Cream	2000	8	6021 86 7
WDK60170LGR	Light grey	2000	8	6027 16 4
WDK60170GR	Stone grey	2000	8	6022 04 9

Internal corner cover



Type	Colour	Pack. pcs	Item No.
WDK HI60170RW	Pure white	2	6192 07 6
WDK HI60170CW	Cream	2	6160 35 2
WDK HI60170LGR	Light grey	2	6182 24 0
WDK HI60170GR	Stone grey	2	6022 28 6

External corner cover



Type	Colour	Pack. pcs	Item No.
WDK HA60170RW	Pure white	2	6192 37 8
WDK HA60170CW	Cream	2	6160 95 6
WDK HA60170LGR	Light grey	2	6182 65 8
WDK HA60170GR	Stone grey	2	6022 18 9

WDK cable routing trunking systems, plastic


Trunking height 60 mm, trunking width 170 mm, device installation

T and intersection cover




Type	Colour	Pack.	Item No.
		pcs	
WDK HK60170RW	Pure white	2	6192 66 1
WDK HK60170CW	Cream	2	6162 25 8
WDK HK60170LGR	Light grey	2	6183 06 9
WDK HK60170GR	Stone grey	2	6023 06 1

Flat angle cover



Type	Colour	Pack.	Item No.
		pcs	
WDK HF60170RW	Pure white	2	6192 96 3
WDK HF60170CW	Cream	2	6161 54 5
WDK HF60170LGR	Light grey	2	6183 46 8
WDK HF60170GR	Stone grey	2	6022 37 5

End piece



Type	Colour	Pack.	Item No.
		pcs	
WDK HE60170RW	Pure white	10	6193 33 1
WDK HE60170CW	Cream	10	6162 84 3
WDK HE60170LGR	Light grey	10	6183 85 9
WDK HE60170GR	Stone grey	10	6022 54 5

Trunking height 60 mm, trunking width 210 mm, device installation

Trunking, type WDK 60210



Type	Colour	Length	Pack.	Item No.
		mm	m	
WDK60210RW	Pure white	2000	8	6191 26 6
WDK60210CW	Cream	2000	8	6021 87 5
WDK60210LGR	Light grey	2000	8	6027 17 2
WDK60210GR	Stone grey	2000	8	6022 06 5

Internal corner cover




Type	Colour	Pack.	Item No.
		pcs	
WDK HI60210RW	Pure white	2	6192 08 4
WDK HI60210CW	Cream	2	6160 36 0
WDK HI60210LGR	Light grey	2	6182 25 9
WDK HI60210GR	Stone grey	2	6022 29 4

External corner cover




Type	Colour	Pack.	Item No.
		pcs	
WDK HA60210RW	Pure white	2	6192 38 6
WDK HA60210CW	Cream	2	6160 96 4
WDK HA60210LGR	Light grey	2	6182 66 6
WDK HA60210GR	Stone grey	2	6022 19 7

T and intersection cover




Type	Colour	Pack.	Item No.
		pcs	
WDK HK60210RW	Pure white	2	6192 68 8
WDK HK60210CW	Cream	2	6162 26 6
WDK HK60210LGR	Light grey	2	6183 07 7
WDK HK60210GR	Stone grey	2	6023 12 6

Flat angle cover



Type	Colour	Pack.	Item No.
		pcs	
WDK HF60210RW	Pure white	2	6192 97 1
WDK HF60210CW	Cream	2	6161 55 3
WDK HF60210LGR	Light grey	2	6183 47 6
WDK HF60210GR	Stone grey	2	6022 39 1


End piece



Type	Colour	Pack.	Item No.
		pcs	
WDK HE60210RW	Pure white	10	6193 35 8
WDK HE60210CW	Cream	10	6162 85 1
WDK HE60210LGR	Light grey	10	6183 86 7
WDK HE60210GR	Stone grey	10	6022 56 1

Trunking height 80 mm, trunking width 170 mm

Trunking, type WDK 80170



Type	Colour	Length	Pack.	Item No.
		mm	m	
WDK80170RW	Pure white	2000	8	6191 30 4
WDK80170CW	Cream	2000	8	6026 17 6
WDK80170LGR	Light grey	2000	8	6027 22 9
WDK80170GR	Stone grey	2000	8	6026 18 4

Internal corner cover




Type	Colour	Pack.	Item No.
		pcs	
WDK HI80170RW	Pure white	2	6192 10 6
WDK HI80170CW	Cream	2	6160 48 4
WDK HI80170LGR	Light grey	2	6182 30 5
WDK HI80170GR	Stone grey	2	6024 46 7

External corner cover




Type	Colour	Pack.	Item No.
		pcs	
WDK HA80170RW	Pure white	2	6192 41 6
WDK HA80170CW	Cream	2	6161 10 3
WDK HA80170LGR	Light grey	2	6182 71 2
WDK HA80170GR	Stone grey	2	6024 56 4

T and intersection cover




Type	Colour	Pack.	Item No.
		pcs	
WDK HK80170RW	Pure white	2	6192 71 8
WDK HK80170CW	Cream	2	6162 40 1
WDK HK80170LGR	Light grey	2	6183 12 3
WDK HK80170GR	Stone grey	2	6024 79 3

Flat angle cover



Type	Colour	Pack.	Item No.
		pcs	
WDK HF80170RW	Pure white	2	6193 02 1
WDK HF80170CW	Cream	2	6161 70 7
WDK HF80170LGR	Light grey	2	6183 52 2
WDK HF80170GR	Stone grey	2	6024 61 0

End piece



Type	Colour	Pack.	Item No.
		pcs	
WDK HE80170RW	Pure white	10	6193 38 7
WDK HE80170CW	Cream	10	6163 00 9
WDK HE80170LGR	Light grey	10	6183 91 3
WDK HE80170GR	Stone grey	10	6024 85 8



WDK cable routing trunking systems, plastic

Trunking height 80 mm, trunking width 210 mm

Trunking, type WDK 80210




Type	Colour	Length	Pack.	Item No.
		mm	m	
WDK80210RW	Pure white	2000	8	6191 31 2
WDK80210CW	Cream	2000	8	6026 20 6
WDK80210LGR	Light grey	2000	8	6027 23 7
WDK80210GR	Stone grey	2000	8	6026 19 2

Internal corner cover




Type	Colour	Pack.	Item No.
		pcs	
WDK HI80210RW	Pure white	2	6192 11 0
WDK HI80210CW	Cream	2	6160 49 2
WDK HI80210LGR	Light grey	2	6182 31 3
WDK HI80210GR	Stone grey	2	6024 47 5

External corner cover




Type	Colour	Pack.	Item No.
		pcs	
WDK HA80210RW	Pure white	2	6192 42 0
WDK HA80210CW	Cream	2	6161 11 1
WDK HA80210LGR	Light grey	2	6182 72 0
WDK HA80210GR	Stone grey	2	6024 57 2

T and intersection cover




Type	Colour	Pack.	Item No.
		pcs	
WDK HK80210RW	Pure white	2	6192 72 2
WDK HK80210CW	Cream	2	6162 42 8
WDK HK80210LGR	Light grey	2	6183 13 1
WDK HK80210GR	Stone grey	2	6024 80 7

Flat angle cover



Type	Colour	Pack.	Item No.
		pcs	
WDK HF80210RW	Pure white	2	6193 02 5
WDK HF80210CW	Cream	2	6161 71 5
WDK HF80210LGR	Light grey	2	6183 53 0
WDK HF80210GR	Stone grey	2	6024 62 9

End piece



Type	Colour	Pack.	Item No.
		pcs	
WDK HE80210RW	Pure white	10	6193 39 1
WDK HE80210CW	Cream	10	6163 01 7
WDK HE80210LGR	Light grey	10	6183 92 1
WDK HE80210GR	Stone grey	10	6024 87 4


Trunking height 100 mm, trunking width 130 mm

Trunking, type WDK 100130




Type	Colour	Length	Pack.	Item No.
		mm	m	
WDK100130RW	Pure white	2000	8	6191 34 7
WDK100130CW	Cream	2000	8	6026 27 3
WDK100130LGR	Light grey	2000	8	6027 24 5
WDK100130GR	Stone grey	2000	8	6026 28 1

Internal corner cover




Type	Colour	Pack.	Item No.
		pcs	
WDK HI100130RW	Pure white	2	6192 11 4
WDK HI100130CW	Cream	2	6160 52 2
WDK HI100130LGR	Light grey	2	6182 34 8
WDK HI100130GR	Stone grey	2	6024 48 3

External corner cover




Type	Colour	Pack.	Item No.
		pcs	
WDK HA100130RW	Pure white	2	6192 42 4
WDK HA100130CW	Cream	2	6161 15 4
WDK HA100130LGR	Light grey	2	6182 74 7
WDK HA100130GR	Stone grey	2	6024 58 0

T and intersection cover




Type	Colour	Pack.	Item No.
		pcs	
WDK HK100130RW	Pure white	2	6192 72 6
WDK HK100130CW	Cream	2	6162 45 2
WDK HK100130LGR	Light grey	2	6183 16 6
WDK HK100130GR	Stone grey	2	6024 81 5

Flat angle cover



Type	Colour	Pack.	Item No.
		pcs	
WDK HF100130RW	Pure white	2	6193 02 9
WDK HF100130CW	Cream	2	6161 75 8
WDK HF100130LGR	Light grey	2	6183 55 7
WDK HF100130GR	Stone grey	2	6024 63 7

End piece



Type	Colour	Pack.	Item No.
		pcs	
WDK HE100130RW	Pure white	10	6193 39 5
WDK HE100130CW	Cream	10	6163 04 1
WDK HE100130LGR	Light grey	10	6183 95 6
WDK HE100130GR	Stone grey	10	6024 88 2

Trunking height 100 mm, trunking width 230 mm

Trunking, type WDK 100230



Type	Colour	Length	Pack.	Item No.
		mm	m	
WDK100230RW	Pure white	2000	4	6191 35 5
WDK100230CW	Cream	2000	4	6026 33 8
WDK100230LGR	Light grey	2000	4	6027 25 3
WDK100230GR	Stone grey	2000	4	6026 31 1

Internal corner cover



Type	Colour	Pack.	Item No.
		pcs	
WDK HI100230RW	Pure white	2	6192 11 8
WDK HI100230CW	Cream	2	6160 54 9
WDK HI100230LGR	Light grey	2	6182 36 4
WDK HI100230GR	Stone grey	2	6024 50 5

External corner cover



Type	Colour	Pack.	Item No.
		pcs	
WDK HA100230RW	Pure white	2	6192 42 8
WDK HA100230CW	Cream	2	6161 17 0
WDK HA100230LGR	Light grey	2	6182 76 3
WDK HA100230GR	Stone grey	2	6024 68 8

WDK cable routing trunking systems, plastic


Trunking height 100 mm, trunking width 230 mm

T and intersection cover




Type	Colour	Pack.	Item No.
		pcs	
WDK HK100230RW	Pure white	2	6192 73 0
WDK HK100230CW	Cream	2	6162 47 9
WDK HK100230LGR	Light grey	2	6183 18 2
WDK HK100230GR	Stone grey	2	6024 71 8

Flat angle cover



Type	Colour	Pack.	Item No.
		pcs	
WDK HF100230RW	Pure white	2	6193 03 3
WDK HF100230CW	Cream	2	6161 77 4
WDK HF100230LGR	Light grey	2	6183 57 3
WDK HF100230GR	Stone grey	2	6024 65 3


End piece



Type	Colour	Pack.	Item No.
		pcs	
WDK HE100230RW	Pure white	5	6193 39 9
WDK HE100230CRW	Cream	5	6163 07 6
WDK HE100230LGR	Light grey	5	6183 98 0
WDK HE100230GR	Stone grey	5	6024 90 4


Plastic cable routing trunking accessories

Partition for trunking height 40 mm




Type	Colour	Pack.	Item No.
		m	
2371 40	Light grey	60	6023 09 6

Partition for trunking height 60 mm




Type	Colour	Pack.	Item No.
		m	
2371 60	Light grey	40	6023 11 8

Partition for trunking height 80 mm




Type	Colour	Pack.	Item No.
		m	
2371 80	Light grey	40	6026 98 2

Partition for trunking height 100 mm




Type	Colour	Pack.	Item No.
		m	
2371 100	Light grey	20	6026 99 0

Accessory mounting box




Type	Colour	Pack.	Item No.
		pcs	
2390	Light grey	5	6023 20 7

Cover for single accessory mounting box, trunking height 110 mm



Type	Colour	Length	Pack.	Item No.
		mm	pcs	
D2-1 110RW	Pure white	300	10	6194 03 6
D2-1 110CW	Cream	300	10	6169 30 9

Cover for double accessory mounting box, trunking height 110 mm




Type	Colour	Length	Pack.	Item No.
		mm	pcs	
D2-2 110GR	Stone grey	300	10	6159 37 0
D2-2 110CW	Cream	300	10	6169 37 6
D2-2 110RW	Pure white	300	10	6194 10 9

Cover for accessory mounting box, trunking height 110 mm




Type	Colour	Length	Pack.	Item No.
		mm	pcs	
D2-3 110CW	Cream	300	10	6169 43 0
D2-3 110RW	Pure white	300	10	6194 18 4

Cover for single accessory mounting box, trunking height 130 mm




Type	Colour	Length	Pack.	Item No.
		mm	pcs	
D2-1 130RW	Pure white	300	10	6194 04 4
D2-1 130CW	Cream	300	10	6169 31 7

Cover for double accessory mounting box, trunking height 130 mm




Type	Colour	Length	Pack.	Item No.
		mm	pcs	
D2-2 130RW	Pure white	300	10	6194 11 7
D2-2 130CW	Cream	300	10	6169 38 4

Cover for triple accessory mounting box, trunking height 130 mm




Type	Colour	Length	Pack.	Item No.
		mm	pcs	
D2-3 130RW	Pure white	300	10	6194 19 2
D2-3 130CW	Cream	300	10	6169 44 9

Cover for single accessory mounting box, trunking height 150 mm




Type	Colour	Length	Pack.	Item No.
		mm	pcs	
D2-1 150RW	Pure white	300	10	6194 05 2
D2-1 150CW	Cream	300	10	6169 29 5

Cover for double accessory mounting box, trunking height 150 mm




Type	Colour	Length	Pack.	Item No.
		mm	pcs	
D2-2 150RW	Pure white	300	10	6194 12 5
D2-2 150CW	Cream	300	10	6169 36 8

Cover for triple accessory mounting box, trunking height 150 mm



Type	Colour	Length	Pack.	Item No.
		mm	pcs	
D2-3 150RW	Pure white	300	10	6194 20 6
D2-3 150CW	Cream	300	10	6169 42 2

Cover for single accessory mounting box, trunking height 170 mm




Type	Colour	Length	Pack.	Item No.
		mm	pcs	
D2-1 170RW	Pure white	300	10	6194 06 0
D2-1 170CW	Cream	300	10	6169 32 5




WDK cable routing trunking systems, plastic


Plastic cable routing trunking accessories

 **Cover for double accessory mounting box, trunking height 170 mm**


Type	Colour	Length	Pack.	Item No.
		mm	pcs	
D2-2 170RW	Pure white	300	10	6194 13 3
D2-2 170CW	Cream	300	10	6169 39 2

 **Cover for triple accessory mounting box, trunking height 170 mm**


Type	Colour	Length	Pack.	Item No.
		mm	pcs	
D2-3 170RW	Pure white	300	10	6194 21 4
D2-3 170CW	Cream	300	10	6169 45 7

 **Cover for double accessory mounting box, trunking height 210 mm**


Type	Colour	Length	Pack.	Item No.
		mm	pcs	
D2-2 210RW	Pure white	300	10	6194 14 1
D2-2 210CW	Cream	300	10	6169 40 6

 **CEE accessory mounting box**


Type	Colour	Pack.	Item No.
		pcs	
2392	Light grey	5	6024 00 9

 **CEE adapter flange 16 A**

Type	Colour	Pack.	Item No.
		pcs	
2393 16	Stone grey	5	6024 02 5


 **CEE adapter flange 32 A**

Type	Colour	Pack.	Item No.
		pcs	
2393 32	Stone grey	5	6024 03 3

 **Knock-in anchor**

Type	Dowel Ø	Length	Pack.	Item No.
	mm	mm	pcs	
910 SD 6X35	6	35	100	2351 05 6


Universal trunking

 **End piece**


Type	Colour	Length	Pack.	Item No.
		mm	pcs	
RK-E1117RW	Pure white	30	2	6156 22 7
RK-E1117GR	Stone grey	30	2	6156 22 3
RK-E1117LGR	Light grey	30	2	6156 23 1

 **Cover**

Type	Colour	Length	Pack.	Item No.
		mm	m	
2410 110RW	Pure white	2000	16	6191 63 0
2410 110GR	Stone grey	2000	16	6022 71 5
2410 110LGR	Light grey	2000	16	6028 15 2


 **Front cover**

Type	Colour	Length	Pack.	Item No.
		mm	m	
2410 170RW	Pure white	2000	52	6191 70 3
2410 170GR	Stone grey	2000	52	6022 75 8
2410 170LGR	Light grey	2000	52	6028 18 7

 **Cover clip**

Type	Pack.	Item No.
	pcs	
RK-K1117	2	6156 20 7

LFS






WDKH cable trunking systems,
halogen-free



WDKH cable routing trunking systems, halogen-free


Halogen-free, trunking height 10 mm, trunking width 20 mm

Trunking, type WDK-H 10020




Type	Colour	Length mm	Pack. m	Item No.
WDKH-10020RW	Pure white	2000	96	6175 37 5

Internal corner cover




Type	Colour	Pack. pcs	Item No.
WDKH-I10020RW	Pure white	4	6175 57 2

External corner cover




Type	Colour	Pack. pcs	Item No.
WDKH-A10020RW	Pure white	4	6175 61 2

Flat angle cover




Type	Colour	Pack. pcs	Item No.
WDKH-F10020RW	Pure white	4	6175 64 8

T piece cover



Type	Colour	Pack. pcs	Item No.
WDKH-T10020RW	Pure white	4	6175 68 4


End piece



Type	Colour	Pack. pcs	Item No.
WDKH-E10020RW	Pure white	10	6175 54 0


Halogen-free, trunking height 15 mm, trunking width 30 mm

Trunking, type WDKH-15030



Type	Colour	Length mm	Pack. m	Item No.
WDKH-15030RW	Pure white	2000	48	6175 39 0

Internal corner cover




Type	Colour	Pack. pcs	Item No.
WDKH-I20020RW	Pure white	4	6175 58 1
WDKH-I20020CW	Cream	4	6175 78 0
WDKH-I20020LGR	Light grey	4	6175 96 4

External corner cover



Type	Colour	Pack. pcs	Item No.
WDKH-A20020RW	Pure white	4	6175 62 4
WDKH-A20020CW	Cream	4	6175 81 6
WDKH-A20020LGR	Light grey	4	6176 00 0

Flat angle cover




Type	Colour	Pack. pcs	Item No.
WDKH-F20020RW	Pure white	4	6175 65 8
WDKH-F20020CW	Cream	4	6175 85 2
WDKH-F20020LGR	Light grey	4	6176 03 6

T piece cover



Type	Colour	Pack. pcs	Item No.
WDKH-T20020RW	Pure white	4	6175 69 4
WDKH-T20020CW	Cream	4	6175 88 8
WDKH-T20020LGR	Light grey	4	6176 07 2


End piece



Type	Colour	Pack. pcs	Item No.
WDKH-E20020RW	Pure white	10	6175 55 0
WDKH-E20020CW	Cream	10	6175 74 4
WDKH-E20020LGR	Light grey	10	6175 92 8


Halogen-free, trunking height 20 mm, trunking width 20 mm

Trunking, type WDKH-20020




Type	Colour	Length mm	Pack. m	Item No.
WDKH-20020RW	Pure white	2000	48	6175 40 0
WDKH-20020CW	Cream	2000	48	6175 43 5
WDKH-20020LGR	Light grey	2000	48	6175 46 0

Internal corner cover




Type	Colour	Pack. pcs	Item No.
WDKH-I15030RW	Pure white	4	6175 57 8

External corner cover




Type	Colour	Pack. pcs	Item No.
WDKH-A15030RW	Pure white	4	6175 61 8

Flat angle cover




Type	Colour	Pack. pcs	Item No.
WDKH-F15030RW	Pure white	4	6175 65 4

T piece cover



Type	Colour	Pack. pcs	Item No.
WDKH-T15030RW	Pure white	4	6175 69 0

End piece




Type	Colour	Pack. pcs	Item No.
WDKH-E15030RW	Pure white	10	6175 54 6



WDKH cable routing trunking systems, halogen-free


Halogen-free, trunking height 30 mm, trunking width 45 mm

Trunking, type WDKH-30045




Type	Colour	Length mm	Pack. m	Item No.
WDKH-30045RW	Pure white	2000	48	6175 40 5
WDKH-30045CW	Cream	2000	48	6175 43 8
WDKH-30045LGR	Light grey	2000	48	6175 46 3

Internal corner cover




Type	Colour	Pack.	Item No.
		pcs	
WDKH-I30045RW	Pure white	4	6175 59 0
WDKH-I30045CW	Cream	4	6175 78 4
WDKH-I30045LGR	Light grey	4	6175 96 8

External corner cover




Type	Colour	Pack.	Item No.
		pcs	
WDKH-A30045RW	Pure white	4	6175 62 6
WDKH-A30045CW	Cream	4	6175 82 0
WDKH-A30045LGR	Light grey	4	6176 00 4

Flat angle cover




Type	Colour	Pack.	Item No.
		pcs	
WDKH-F30045RW	Pure white	4	6175 66 2
WDKH-F30045CW	Cream	4	6175 85 6
WDKH-F30045LGR	Light grey	4	6176 04 0

T piece cover



Type	Colour	Pack.	Item No.
		pcs	
WDKH-T30045RW	Pure white	4	6175 59 8
WDKH-T30045CW	Cream	4	6175 89 2
WDKH-T30045LGR	Light grey	4	6176 07 6


End piece



Type	Colour	Pack.	Item No.
		pcs	
WDKH-E30045RW	Pure white	10	6175 55 4
WDKH-E30045CW	Cream	10	6175 74 8
WDKH-E30045LGR	Light grey	10	6175 93 2


Halogen-free, trunking height 40 mm, trunking width 60 mm

Trunking, type WDKH 40060




Type	Colour	Length mm	Pack. m	Item No.
WDKH-40060RW	Pure white	2000	24	6175 41 0
WDKH-40060CW	Cream	2000	24	6175 44 1
WDKH-40060LGR	Light grey	2000	24	6175 46 6

Internal corner cover



Type	Colour	Pack.	Item No.
		pcs	
WDKH-I40060RW	Pure white	2	6175 59 4
WDKH-I40060CW	Cream	2	6175 78 8
WDKH-I40060LGR	Light grey	2	6175 97 2

External corner cover




Type	Colour	Pack.	Item No.
		pcs	
WDKH-A40060RW	Pure white	2	6175 63 0
WDKH-A40060CW	Cream	2	6175 82 4
WDKH-A40060LGR	Light grey	2	6176 00 8

Flat angle cover




Type	Colour	Pack.	Item No.
		pcs	
WDKH-F40060RW	Pure white	2	6175 66 6
WDKH-F40060CW	Cream	2	6175 86 0
WDKH-F40060LGR	Light grey	2	6176 04 4

T and intersection cover



Type	Colour	Pack.	Item No.
		pcs	
WDKH-T40060RW	Pure white	2	6175 70 2
WDKH-T40060CW	Cream	2	6175 89 6
WDKH-T40060LGR	Light grey	2	6176 08 0


End piece



Type	Colour	Pack.	Item No.
		pcs	
WDKH-E40060RW	Pure white	10	6175 55 8
WDKH-E40060CW	Cream	10	6175 75 2
WDKH-E40060LGR	Light grey	10	6175 93 6


Halogen-free, trunking height 60 mm, trunking width 90 mm

Trunking, type WDKH-60090



Type	Colour	Length mm	Pack. m	Item No.
WDKH-60090RW	Pure white	2000	24	6175 41 5
WDKH-60090CW	Cream	2000	24	6175 44 4
WDKH-60090LGR	Light grey	2000	24	6175 46 9

Internal corner cover




Type	Colour	Pack.	Item No.
		pcs	
WDKH-I60090RW	Pure white	2	6175 59 8
WDKH-I60090CW	Cream	2	6175 79 2
WDKH-I60090LGR	Light grey	2	6175 97 6

External corner cover




Type	Colour	Pack.	Item No.
		pcs	
WDKH-A60090RW	Pure white	2	6175 63 4
WDKH-A60090CW	Cream	2	6175 82 8
WDKH-A60090LGR	Light grey	2	6176 01 2

Flat angle cover




Type	Colour	Pack.	Item No.
		pcs	
WDKH-F60090RW	Pure white	2	6175 67 0
WDKH-F60090CW	Cream	2	6175 86 4
WDKH-F60090LGR	Light grey	2	6176 04 8

T and intersection cover



Type	Colour	Pack.	Item No.
		pcs	
WDKH-T60090RW	Pure white	2	6175 70 6
WDKH-T60090CW	Cream	2	6175 90 0
WDKH-T60090LGR	Light grey	2	6176 08 4

End piece




Type	Colour	Pack.	Item No.
		pcs	
WDKH-E60090RW	Pure white	10	6175 56 2
WDKH-E60090CW	Cream	10	6175 75 6
WDKH-E60090LGR	Light grey	10	6175 94 0

WDKH cable routing trunking systems, halogen-free


Halogen-free, trunking height 60 mm, trunking width 110 mm

Trunking, type WDKH-60110




Type	Colour	Length mm	Pack. m	Item No.
WDKH-60110RW	Pure white	2000	16	6175 42 0
WDKH-60110CW	Cream	2000	16	6175 44 7
WDKH-60110LGR	Light grey	2000	16	6175 47 2

Internal corner cover




Type	Colour	Pack. pcs	Item No.
WDKH-I60110RW	Pure white	2	6175 60 2
WDKH-I60110CW	Cream	2	6175 79 6
WDKH-I60110LGR	Light grey	2	6175 98 0

External corner cover




Type	Colour	Pack. pcs	Item No.
WDKH-A60110RW	Pure white	2	6175 63 8
WDKH-A60110CW	Cream	2	6175 83 2
WDKH-A60110LGR	Light grey	2	6176 01 6

Flat angle cover




Type	Colour	Pack. pcs	Item No.
WDKH-F60110RW	Pure white	2	6175 67 4
WDKH-F60110CW	Cream	2	6175 86 8
WDKH-F60110LGR	Light grey	2	6176 05 2

T and intersection cover



Type	Colour	Pack. pcs	Item No.
WDKH-T60110RW	Pure white	2	6175 71 0
WDKH-T60110CW	Cream	2	6175 90 4
WDKH-T60110LGR	Light grey	2	6176 08 8


End piece



Type	Colour	Pack. pcs	Item No.
WDKH-E60110RW	Pure white	10	6175 56 6
WDKH-E60110CW	Cream	10	6175 76 0
WDKH-E60110LGR	Light grey	10	6175 94 4


Halogen-free, trunking height 60 mm, trunking width 150 mm

Trunking, type WDKH-60150




Type	Colour	Length mm	Pack. m	Item No.
WDKH-60150RW	Pure white	2000	8	6175 42 5
WDKH-60150CW	Cream	2000	8	6175 45 0
WDKH-60150LGR	Light grey	2000	8	6175 47 5

Internal corner cover




Type	Colour	Pack. pcs	Item No.
WDKH-I60150RW	Pure white	2	6175 60 6
WDKH-I60150CW	Cream	2	6175 80 0
WDKH-I60150LGR	Light grey	2	6175 98 4

External corner cover




Type	Colour	Pack. pcs	Item No.
WDKH-A60150RW	Pure white	2	6175 64 2
WDKH-A60150CW	Cream	2	6175 83 6
WDKH-A60150LGR	Light grey	2	6176 02 0

Flat angle cover




Type	Colour	Pack. pcs	Item No.
WDKH-F60150RW	Pure white	2	6175 67 8
WDKH-F60150CW	Cream	2	6175 87 2
WDKH-F60150LGR	Light grey	2	6176 05 6

T and intersection cover



Type	Colour	Pack. pcs	Item No.
WDKH-T60150RW	Pure white	2	6175 71 4
WDKH-T60150CW	Cream	2	6175 90 8
WDKH-T60150LGR	Light grey	2	6176 09 2


End piece



Type	Colour	Pack. pcs	Item No.
WDKH-E60150RW	Pure white	10	6175 57 0
WDKH-E60150CW	Cream	10	6175 76 4
WDKH-E60150LGR	Light grey	10	6175 94 8


Accessories, WDKH halogen-free

Cover clip, halogen-free 60




Type	Colour	Length mm	Pack. pcs	Item No.
OTK H60	Pure white	24.8	100	6176 12 2

Cover clip, halogen-free 90




Type	Colour	Length mm	Pack. pcs	Item No.
OTK H90	Pure white	28.8	100	6176 12 5

Cover clip, halogen-free 110




Type	Colour	Length mm	Pack. pcs	Item No.
OTK H110	Pure white	28.8	100	6176 12 8

Cover clip, halogen-free 150




Type	Colour	Length mm	Pack. pcs	Item No.
OTK H150	Pure white	36	50	6176 13 1

Partition, halogen-free 40



Type	Colour	Length mm	Pack. m	Item No.
WDKH-TW40GR	Light grey	2000	60	6175 50 0

Partition, halogen-free 60



Type	Colour	Length mm	Pack. m	Item No.
WDKH-TW60GR	Light grey	2000	40	6175 50 4






LD cable trunking
Data centre systems



LD cable routing trunking for data centre systems


Cable ducting 50050

Closed cable routing trunking 50050 with cover




Type	Colour	Length	Pack.	Item No.
		mm	m	
LD 50050CCY	Yellow	2000	60	6149 02 1

Perforated cable routing trunking 50050 without cover




Type	Colour	Length	Pack.	Item No.
		mm	m	
LD 50050CSY	Yellow	2000	60	6149 05 0

Coupling 50050




Type	Colour	Pack.	Item No.
		pcs	
LD C50050	Yellow	25	6149 06 1

30° bend, 50050




Type	Colour	Pack.	Item No.
		pcs	
LD 50050HB30C	Yellow	1	6149 22 5

45° bend, 50050




Type	Colour	Pack.	Item No.
		pcs	
LD 50050HB45C	Yellow	1	6149 23 1

90° bend, 50050




Type	Colour	Pack.	Item No.
		pcs	
LD 50050HB90C	Yellow	1	6149 26 1

30° vertical bend, falling, 50050




Type	Colour	Pack.	Item No.
		pcs	
LD 50050VBF30C	Yellow	1	6149 09 0

90° vertical bend, falling, 50050




Type	Colour	Pack.	Item No.
		pcs	
LD 50050VBF90C	Yellow	1	6149 17 0

90° vertical bend, rising, 50050




Type	Colour	Pack.	Item No.
		pcs	
LD 50050VBR90C	Yellow	1	6149 19 7

T piece horizontal 50050




Type	Colour	Pack.	Item No.
		pcs	
LD 50050HTC	Yellow	1	6149 29 4

T piece vertical 50050




Type	Colour	Pack.	Item No.
		pcs	
LD 50050VTC	Yellow	1	6149 34 2

T piece vertical 50050, retrofittable




Type	Colour	Pack.	Item No.
		pcs	
LD 50050VTR	Yellow	1	6149 34 8

Intersection 50050




Type	Colour	Pack.	Item No.
		pcs	
LD 50050HCC	Yellow	1	6149 40 0

End piece with cable outlet 50050



Type	Colour	Pack.	Item No.
		pcs	
LD EO50	Yellow	5	6149 46 4


End piece for flexible tube 50050



Type	Colour	Pack.	Item No.
		pcs	
LD 50050EA38	Yellow	20	6149 45 2


Cable ducting 100100

Closed cable routing trunking 100100 with cover




Type	Colour	Length	Pack.	Item No.
		mm	m	
LD 100100CCY	Yellow	2000	16	6149 02 7

Closed cable routing trunking 100100 without cover




Type	Colour	Length	Pack.	Item No.
		mm	m	
LD 100100CY	Yellow	2000	16	6149 00 1

Coupling 100100




Type	Colour	Pack.	Item No.
		pcs	
LD C100100	Yellow	2	6149 06 7

30° bend, 100100




Type	Colour	Pack.	Item No.
		pcs	
LD 100100HB30C	Yellow	1	6149 27 3

45° bend, 100100



Type	Colour	Pack.	Item No.
		pcs	
LD 100100HB45C	Yellow	1	6149 23 7

90° bend, 100100




Type	Colour	Pack.	Item No.
		pcs	
LD 100100HB90C	Yellow	1	6149 26 7



LD cable routing trunking for data centre systems


Cable ducting 100100

30° vertical bend, falling, 100100




Type	Colour	Pack.	Item No.
LD 100100VBF30C	Yellow	1 pcs	6149 09 6

45° vertical bend, falling, 100100




Type	Colour	Pack.	Item No.
LD 100100VBF45C	Yellow	1 pcs	6149 13 1

90° vertical bend, falling, 100100




Type	Colour	Pack.	Item No.
LD 100100VBF90C	Yellow	1 pcs	6149 17 6

30° vertical bend, rising, 100100




Type	Colour	Pack.	Item No.
LD 100100VBR30C	Yellow	1 pcs	6149 11 0

45° vertical bend, rising, 100100




Type	Colour	Pack.	Item No.
LD 100100VBR45C	Yellow	1 pcs	6149 14 9

90° vertical bend, rising, 100100




Type	Colour	Pack.	Item No.
LD 100100VBR90C	Yellow	1 pcs	6149 20 3

T piece, horizontal 100100




Type	Colour	Pack.	Item No.
LD 100100HTC	Yellow	1 pcs	6149 30 0

T piece exit, horizontal 100100




Type	Colour	Pack.	Item No.
LD 100TDO	Yellow	1 pcs	6149 30 6

T piece, vertical 100100




Type	Colour	Pack.	Item No.
LD 100100VTC	Yellow	1 pcs	6149 35 4

T piece, vertical 100100, retrofittable




Type	Colour	Pack.	Item No.
LD 100100VTR	Yellow	1 pcs	6149 36 0

Intersection 100100




Type	Colour	Pack.	Item No.
LD 100100HCC	Yellow	1 pcs	6149 40 6

End piece, closed 100100




Type	Colour	Pack.	Item No.
LD 100100EC	Yellow	2 pcs	6149 44 0

End piece with cable outlet 100100



Type	Colour	Pack.	Item No.
LD EO100	Yellow	2 pcs	6149 47 0


End piece for flexible tube 100100



Type	Colour	Pack.	Item No.
LD 100-88EA	Yellow	2 pcs	6149 47 6


Cable ducting 220100

Closed cable routing trunking 220100 with cover




Type	Colour	Length	Pack.	Item No.
LD 220100CCY	Yellow	2000 mm	8 m	6149 03 3

Closed cable routing trunking 220100 without cover




Type	Colour	Length	Pack.	Item No.
LD 220100CY	Yellow	2000 mm	8 m	6149 00 7

Coupling 220100




Type	Colour	Pack.	Item No.
LD C220100	Yellow	2 pcs	6149 07 3

30° bend, 220100




Type	Colour	Pack.	Item No.
LD 220100HB30C	Yellow	1 pcs	6149 24 3

45° bend, 220100



Type	Colour	Pack.	Item No.
LD 220100HB45C	Yellow	1 pcs	6149 24 9

90° bend, 220100




Type	Colour	Pack.	Item No.
LD 220100HB90C	Yellow	1 pcs	6149 27 9

LD cable routing trunking for data centre systems


Cable ducting 220100

30° vertical bend, falling, 220100




Type	Colour	Pack.	Item No.
LD 220100VBF30C	Yellow	1	6149 10 2

45° vertical bend, falling, 220100




Type	Colour	Pack.	Item No.
LD 220100VBF45C	Yellow	1	6149 13 7

90° vertical bend, falling, 220100




Type	Colour	Pack.	Item No.
LD 220100VBF90C	Yellow	1	6149 18 3

30° vertical bend, rising, 220100




Type	Colour	Pack.	Item No.
LD 220100VBR30C	Yellow	1	6149 11 6

45° vertical bend, rising, 220100




Type	Colour	Pack.	Item No.
LD 220100VBR45C	Yellow	1	6149 15 5

90° vertical bend, rising, 220100




Type	Colour	Pack.	Item No.
LD 220100VBR90C	Yellow	1	6149 20 9

T piece, horizontal 220100




Type	Colour	Pack.	Item No.
LD 220100HTC	Yellow	1	6149 31 8

T piece exit, horizontal 220100




Type	Colour	Pack.	Item No.
LD 220100TDO	Yellow	1	6149 32 4

T piece, vertical, reduced




Type	Colour	Pack.	Item No.
LD 220100VTC	Yellow	1	6149 37 2

T piece, vertical, reduced, retrofittable




Type	Colour	Pack.	Item No.
LD 220100VTR	Yellow	1	6149 37 8

Intersection 220100




Type	Colour	Pack.	Item No.
LD 220100HCC	Yellow	1	6149 41 2

Intersection with reduction 220100




Type	Colour	Pack.	Item No.
LD 220100HCRC	Yellow	1	6149 42 4

End piece, closed 220100



Type	Colour	Pack.	Item No.
LD 220100EC	Yellow	2	6149 44 6


End piece for flexible tube 220100



Type	Colour	Pack.	Item No.
LD 220-2-88EA	Yellow	1	6149 48 2


Cable ducting 300100

Closed cable routing trunking 300100 with cover




Type	Colour	Length	Pack.	Item No.
LD 300100CCY	Yellow	2000 mm	8	6149 03 9

Closed cable routing trunking 300100 without cover




Type	Colour	Length	Pack.	Item No.
LD 300100CY	Yellow	2000 mm	8	6149 01 3

Coupling 300100




Type	Colour	Pack.	Item No.
LD C300100	Yellow	2	6149 07 9

45° bend, 300100




Type	Colour	Pack.	Item No.
LD 300100HB45C	Yellow	1	6149 25 5

90° bend, 300100



Type	Colour	Pack.	Item No.
LD 300100HB90C	Yellow	1	6149 28 5

45° vertical bend, falling, 50050













Type	Colour	Pack.	Item No.
LD 50050VBF45C	Yellow	1	6149 12 5












LD cable routing trunking for data centre systems

Cable ducting 300100

 <p>45° vertical bend, falling, 300100</p>				 <p>90° vertical bend, falling, 300100</p>				 <p>45° vertical bend, rising, 300100</p>			
Type	Colour	Pack.	Item No.	Type	Colour	Pack.	Item No.	Type	Colour	Pack.	Item No.
		pcs				pcs				pcs	
LD 300100VBF45C	Yellow	1	6149 14 3	LD 300100VBF90C	Yellow	1	6149 18 9	LD 300100VBR45C	Yellow	1	6149 16 1
 <p>90° vertical bend, rising, 300100</p>				 <p>T piece, horizontal, 300100</p>				 <p>T piece exit, horizontal, 300100</p>			
Type	Colour	Pack.	Item No.	Type	Colour	Pack.	Item No.	Type	Colour	Pack.	Item No.
		pcs				pcs				pcs	
LD 300100VBR90C	Yellow	1	6149 21 5	LD 300100HTC	Yellow	1	6149 33 0	LD 300TDO	Yellow	1	6149 33 6
 <p>T piece, vertical, reduced</p>				 <p>Intersection 300100</p>				 <p>Intersection with reduction 300100</p>			
Type	Colour	Pack.	Item No.	Type	Colour	Pack.	Item No.	Type	Colour	Pack.	Item No.
		pcs				pcs				pcs	
LD 300100VTC	Yellow	1	6149 39 0	LD 300100HCC	Yellow	1	6149 41 8	LD 300100HCRC	Yellow	1	6149 43 0
 <p>End piece, closed 300100</p>											
Type	Colour	Pack.	Item No.								
		pcs									
LD 300100EC	Yellow	2	6149 45 8								


Fittings

 <p>Side exit from trunking depth 100 to flexible tube 50, round, vertical</p>				 <p>Side exit from trunking depth 100 to flexible tube, square, vertical</p>				 <p>T piece outlet for 50050</p>			
Type	Colour	Pack.	Item No.	Type	Colour	Pack.	Item No.	Type	Colour	Pack.	Item No.
		pcs				pcs				pcs	
LD DO80	Yellow	1	6149 49 0	LD DO150	Yellow	1	6149 49 6	LD DO50050C	Yellow	1	6149 50 2
 <p>Side exit from trunking depth 100 to system size 50050, vertical</p>				 <p>Side exit, 90° vertical, falling to 100100</p>				 <p>Side exit, 90° vertical, falling to 220100</p>			
Type	Colour	Pack.	Item No.	Type	Colour	Pack.	Item No.	Type	Colour	Pack.	Item No.
		pcs				pcs				pcs	
LD DO50050	Yellow	1	6149 50 8	LD 100VT90F	Yellow	1	6149 36 6	LD 200VT90F	Yellow	1	6149 38 4
 <p>Top exit for trunking height 100100</p>				 <p>Reduction 100100 to 50050</p>				 <p>T reduction 22100 to 100100</p>			
Type	Colour	Pack.	Item No.	Type	Colour	Pack.	Item No.	Type	Colour	Pack.	Item No.
		pcs				pcs				pcs	
LD UNI TO	Yellow	1	6149 69 1	LD 100100RC	Yellow	1	6149 51 5	LD 220-100RC	Yellow	1	6149 31 2

LD cable routing trunking for data centre systems


Fittings

Reduction 300100 to 100100




Type	Colour	Pack.	Item No.
LD 300220RC	Yellow	1	6149 53 3

Reduction 220100 to 100100, right




Type	Colour	Pack.	Item No.
LD 220100RCR	Yellow	1	6149 52 1

Reduction 220100 to 100100, left




Type	Colour	Pack.	Item No.
LD 220100RCL	Yellow	1	6149 52 7

Flexible tube round 50




Type	Colour	Length	Dimension B	Pack.	Item No.
LD FH50-2	Yellow	2000	50	1	6149 54 2

Flexible tube round 88



Type	Colour	Length	Dimension B	Pack.	Item No.
LD FH88-2	Yellow	2000	88	1	6149 54 8


Flexible tube, square



Type	Colour	Length	Dimension B	Pack.	Item No.
LD FHS50-350	Yellow	350	50	1	6149 55 4


Mounting accessories for data centre systems

Mounting clamp, system size 50050




Type	System size	Pack.	Item No.
LD MC50	50	10	6149 57 1

Mounting clamp, system size 100100




Type	System size	Pack.	Item No.
LD MC100	100	10	6149 57 7

Mounting clamp, system size 220100



Type	System size	Pack.	Item No.
LD MC220	220	10	6149 58 3


Mounting clamp, system size 300100



Type	System size	Pack.	Item No.
LD MC300	300	10	6149 56 5


Tool

Cut-out tool 50 x 50 from trunking depth 100 with case




Type	Pack.	Item No.
LD ST50-100	1	6149 62 0

Cut-out tool 50 x 50 from trunking depth 100




Type	Pack.	Item No.
LD ST220-100	1	6149 61 0

Saw guide for trunking depth 100 mm




Type	Pack.	Item No.
LD ST-UNI	1	6149 63 5

Punching tool for depth 50 mm for snap-in slot




Type	Pack.	Item No.
LD ST50	1	6149 62 7

Punching tool, hand-operated, for snap-in slot 100




Type	Pack.	Item No.
LD CT-H	1	6149 65 5

Punching tool, hand-operated, for snap-in slot 100 with case




Type	Pack.	Item No.
LD CT-HC	1	6149 66 1

Punching tool, foot-operated, for snap-in slot 100



Type	Pack.	Item No.
LD CT-F	1	6149 64 3

Punching tool, foot-operated, for snap-in slot 100 with case



Type	Pack.	Item No.
LD CT-FC	1	6149 64 9





**LKM metal cable
trunking systems**



LKM metal cable routing trunking systems

Trunking height 24 mm, trunking width 20 mm

Trunking, type LKM 20020					
Type	Colour	Length	Pack.	Item No.	
		mm	m		
LKM20020FS	—	2000	32	6246 96 6	
LKM20020RW	Pure white	2000	32	6248 46 2	

Joint connector			
Type	Pack.	Item No.	
	pcs		
LKM SV20	10	6247 43 1	

Edge protection ring				
Type	Colour	Pack.	Item No.	
		pcs		
KSR20020	Grey	5	6249 84 2	

Trunking height 20 mm, trunking width 30 mm

Trunking, type LKM 20030					
Type	Colour	Length	Pack.	Item No.	
		mm	m		
LKM20030FS	—	2000	24	6246 97 4	
LKM20030RW	Pure white	2000	24	6248 47 0	

Joint connector			
Type	Pack.	Item No.	
	pcs		
LKM SV30	10	6247 43 4	

Edge protection ring				
Type	Colour	Pack.	Item No.	
		pcs		
KSR20030	Grey	5	6249 84 4	

Trunking height 30 mm, trunking width 30 mm

Trunking, type LKM 30030					
Type	Colour	Length	Pack.	Item No.	
		mm	m		
LKM30030FS	—	2000	16	6246 98 2	
LKM30030RW	Pure white	2000	16	6248 48 2	

Joint connector			
Type	Pack.	Item No.	
	pcs		
LKM SV30	10	6247 43 4	

Edge protection ring				
Type	Colour	Pack.	Item No.	
		pcs		
KSR30030	Grey	5	6249 84 5	

Trunking height 40 mm, trunking width 40 mm

Trunking, type LKM 40040					
Type	Colour	Length	Pack.	Item No.	
		mm	m		
LKM40040FS	—	2000	16	6246 99 0	
LKM40040RW	Pure white	2000	16	6248 49 7	

Joint connector			
Type	Pack.	Item No.	
	pcs		
LKM SV40	10	6247 45 8	

Internal corner				
Type	Colour	Pack.	Item No.	
		pcs		
LKM I40040FS	—	4	6247 65 2	
LKM I40040RW	Pure white	4	6249 16 7	

External corner					
Type	Colour	Pack.	Item No.		
		pcs			
LKM A40040FS	—	4	6247 56 3		
LKM A40040RW	Pure white	4	6249 08 6		

T piece				
Type	Colour	Pack.	Item No.	
		pcs		
LKM T40040FS	—	4	6247 72 5	
LKM T40040RW	Pure white	4	6249 25 6	

Flat angle				
Type	Colour	Pack.	Item No.	
		pcs		
LKM F40040FS	—	4	6247 49 0	
LKM F40040RW	Pure white	4	6248 99 3	

End piece					
Type	Colour	Pack.	Item No.		
		pcs			
LKM E40040FS	—	10	6247 88 1		
LKM E40040RW	Pure white	10	6249 41 8		


Edge protection ring				
Type	Colour	Pack.	Item No.	
		pcs		
KSR40040	Grey	5	6249 84 6	



LKM metal cable routing trunking systems


Trunking height 40 mm, trunking width 60 mm

Trunking, type LKM 40060




Type	Colour	Length	Pack.	Item No.
		mm	m	
LKM40060FS	—	2000	8	6247 01 6
LKM40060RW	Pure white	2000	8	6248 51 9

Joint connector




Type	Pack.	Item No.
	pcs	
LKM SV40	10	6247 45 8

Internal corner




Type	Colour	Pack.	Item No.
		pcs	
LKM I40060FS	—	4	6247 66 0
LKM I40060RW	Pure white	4	6249 17 5

External corner




Type	Colour	Pack.	Item No.
		pcs	
LKM A40060FS	—	4	6247 57 1
LKM A40060RW	Pure white	4	6249 09 4

T piece




Type	Colour	Pack.	Item No.
		pcs	
LKM T40060FS	—	4	6247 73 3
LKM T40060RW	Pure white	4	6249 26 4

Flat angle




Type	Colour	Pack.	Item No.
		pcs	
LKM F40060FS	—	4	6247 50 4
LKM F40060RW	Pure white	4	6249 00 0

End piece



Type	Colour	Pack.	Item No.
		pcs	
LKM E40060FS	—	10	6247 90 3
LKM E40060RW	Pure white	10	6249 42 6


Edge protection ring



Type	Colour	Pack.	Item No.
		pcs	
KSR40060	Grey	5	6249 84 8


Trunking height 60 mm, trunking width 60 mm

Trunking, type LKM 60060




Type	Colour	Length	Pack.	Item No.
		mm	m	
LKM60060FS	—	2000	8	6247 09 1
LKM60060RW	Pure white	2000	8	6248 60 8

Joint connector




Type	Pack.	Item No.
	pcs	
LKM SV60	10	6247 46 6

Internal corner




Type	Colour	Pack.	Item No.
		pcs	
LKM I60060FS	—	4	6248 12 8
LKM I60060RW	Pure white	4	6249 61 2

External corner




Type	Colour	Pack.	Item No.
		pcs	
LKM A60060FS	—	4	6248 04 7
LKM A60060RW	Pure white	4	6249 55 8

T piece




Type	Colour	Pack.	Item No.
		pcs	
LKM T60060FS	—	4	6248 18 7
LKM T60060RW	Pure white	4	6249 67 1

Flat angle




Type	Colour	Pack.	Item No.
		pcs	
LKM F60060FS	—	4	6247 98 9
LKM F60060RW	Pure white	4	6249 48 5

End piece



Type	Colour	Pack.	Item No.
		pcs	
LKM E60060FS	—	10	6248 28 4
LKM E60060RW	Pure white	10	6249 79 5


Edge protection ring




Type	Colour	Pack.	Item No.
		pcs	
KSR60060	Grey	5	6249 85 0

LKM metal cable routing trunking systems


Trunking height 60 mm, trunking width 100 mm

 **Trunking, type LKM 60100**


Type	Colour	Length	Pack.	Item No.
		mm	m	
LKM60100FS	—	2000	8	6247 11 3
LKM60100RW	Pure white	2000	8	6248 62 4

 **Duct clamp for function maintenance E30-E90**


Type	Colour	Pack.	Item No.
		pcs	
LKM KF 60100	—	10	6249 88 1

 **Joint connector**


Type	Pack.	Item No.
	pcs	
LKM SV60	10	6247 46 6

 **Internal corner**


Type	Colour	Pack.	Item No.
		pcs	
LKM I60100FS	—	4	6248 14 4
LKM I60100RW	Pure white	4	6249 63 9

 **External corner**


Type	Colour	Pack.	Item No.
		pcs	
LKM A60100FS	—	4	6248 06 3
LKM A60100RW	Pure white	4	6249 57 4

 **T piece**


Type	Colour	Pack.	Item No.
		pcs	
LKM T60100FS	—	4	6248 20 9
LKM T60100RW	Pure white	4	6249 70 1

 **Flat angle**

Type	Colour	Pack.	Item No.
		pcs	
LKM F60100FS	—	4	6248 00 4
LKM F60100RW	Pure white	4	6249 50 7


 **End piece**

Type	Colour	Pack.	Item No.
		pcs	
LKM E60100FS	—	10	6248 30 6
LKM E60100RW	Pure white	10	6249 81 7


 **Edge protection ring**

Type	Colour	Pack.	Item No.
		pcs	
KSR60100	Grey	5	6249 85 2


Trunking height 60 mm, trunking width 150 mm

 **Trunking, type LKM 60150**


Type	Colour	Length	Pack.	Item No.
		mm	m	
LKM60150FS	—	2000	8	6247 14 8
LKM60150RW	Pure white	2000	8	6248 64 0

 **Joint connector**


Type	Pack.	Item No.
	pcs	
LKM SV60	10	6247 46 6

 **Internal corner**


Type	Colour	Pack.	Item No.
		pcs	
LKM I60150FS	—	4	6248 15 2
LKM I60150RW	Pure white	4	6249 64 7

 **External corner**


Type	Colour	Pack.	Item No.
		pcs	
LKM A60150FS	—	4	6248 07 1
LKM A60150RW	Pure white	4	6249 58 2

 **T piece**


Type	Colour	Pack.	Item No.
		pcs	
LKM T60150FS	—	4	6248 21 7
LKM T60150RW	Pure white	4	6249 72 8

 **Flat angle**

Type	Colour	Pack.	Item No.
		pcs	
LKM F60150FS	—	4	6248 01 2
LKM F60150RW	Pure white	4	6249 51 5

 **End piece**

Type	Colour	Pack.	Item No.
		pcs	
LKM E60150FS	—	10	6248 31 4
LKM E60150RW	Pure white	10	6249 82 5

 **Edge protection ring**


Type	Colour	Pack.	Item No.
		pcs	
KSR60150	Grey	5	6249 85 4



LKM metal cable routing trunking systems


Trunking height 60 mm, trunking width 200 mm

Trunking, type LKM 60200




Type	Colour	Length	Pack.	Item No.
		mm	m	
LKM60200FS	—	2000	8	6247 16 4
LKM60200RW	Pure white	2000	8	6248 66 7

Joint connector




Type	Pack.	Item No.
	pcs	
LKM SV60	10	6247 46 6

Internal corner




Type	Colour	Pack.	Item No.
		pcs	
LKM I60200FS	—	4	6248 16 0
LKM I60200RW	Pure white	4	6249 65 5

External corner




Type	Colour	Pack.	Item No.
		pcs	
LKM A60200FS	—	4	6248 09 8
LKM A60200RW	Pure white	4	6249 59 0

T piece




Type	Colour	Pack.	Item No.
		pcs	
LKM T60200FS	—	4	6248 22 5
LKM T60200RW	Pure white	4	6249 73 6

Flat angle




Type	Colour	Pack.	Item No.
		pcs	
LKM F60200FS	—	4	6248 02 0
LKM F60200RW	Pure white	4	6249 52 3

End piece



Type	Colour	Pack.	Item No.
		pcs	
LKM E60200FS	—	10	6248 32 2
LKM E60200RW	Pure white	10	6249 83 3


Edge protection ring



Type	Colour	Pack.	Item No.
		pcs	
KSR60200	Grey	5	6249 85 6


Trunking height 80 mm, trunking width 80 mm

Trunking, type LKM 80080




Type	Colour	Length	Pack.	Item No.
		mm	m	
LKM80080FS	—	2000	8	6247 19 4
LKM80080RW	Pure white	2000	8	6248 69 4

Joint connector




Type	Pack.	Item No.
	pcs	
LKM SV80	10	6247 47 2

Internal corner




Type	Colour	Pack.	Item No.
		pcs	
LKM I80080FS	—	1	6248 33 6
LKM I80080RW	Pure white	1	6248 43 6

External corner




Type	Colour	Pack.	Item No.
		pcs	
LKM A80080FS	—	1	6248 33 2
LKM A80080RW	Pure white	1	6248 43 2

T piece




Type	Colour	Pack.	Item No.
		pcs	
LKM T80080FS	—	1	6248 34 0
LKM T80080RW	Pure white	1	6248 45 0

Flat angle




Type	Colour	Pack.	Item No.
		pcs	
LKM F80080FS	—	1	6248 32 8
LKM F80080RW	Pure white	1	6248 42 8

End piece



Type	Colour	Pack.	Item No.
		pcs	
LKM E80080FS	—	1	6248 34 4
LKM E80080RW	Pure white	1	6248 45 4


Edge protection ring




Type	Colour	Pack.	Item No.
		pcs	
KSR80080	Grey	5	6249 86 5

LKM metal cable routing trunking systems


Metal cable routing trunking accessories

 **Partition**


Type	Length	Pack.	Item No.
	mm	m	
LKM TWS55	2000	32	6249 87 6

 **Partition**


Type	Length	Pack.	Item No.
	mm	m	
LKM TWS75	2000	32	6249 88 0

 **Cable bracket, trunking height 60**


Type	Pack.	Item No.
	pcs	
LKM Z60	10	6249 90 6

 **Cable bracket, trunking height 100**


Type	Pack.	Item No.
	pcs	
LKM Z100	10	6249 92 2

 **Cable bracket, trunking height 150**


Type	Pack.	Item No.
	pcs	
LKM Z150	10	6249 96 5

 **Cable bracket, trunking height 200**

Type	Pack.	Item No.
	pcs	
LKM Z200	10	6249 98 1

 **Duct clamp**

Type	Pack.	Item No.
	pcs	
LKM K80	20	6249 88 4

 **Duct clamp**

Type	Pack.	Item No.
	pcs	
LKM K140	20	6249 88 8





**SKL skirting
trunking systems**



Trunking width 50 mm

SKL skirting trunking, type SKL 50 D

Type	Colour	Length mm	Pack. m	Item No.
SKL-50DRW	Pure white	2000	32	6199 10 3
SKL-50DCW	Cream	2000	32	6199 10 5
SKL-50DBR	Sepia brown	2000	32	6199 10 7
SKL-50DBU	Beech	2000	32	6199 10 9

Joint cover

Type	Colour	Pack. pcs	Item No.
SKL-SA50DRW	Pure white	10	6199 18 0
SKL-SA50DCW	Cream	10	6199 18 2
SKL-SA50DBR	Sepia brown	10	6199 18 4
SKL-SA50DBU	Beech	10	6199 18 6

Internal corner cover

Type	Colour	Pack. pcs	Item No.
SKL-I50DRW	Pure white	4	6199 12 2
SKL-I50DCW	Cream	4	6199 12 4
SKL-I50DBR	Sepia brown	4	6199 12 6
SKL-I50DBU	Beech	4	6199 12 8

External corner cover

Type	Colour	Pack. pcs	Item No.
SKL-A50DRW	Pure white	5	6199 13 3
SKL-A50DCW	Cream	2	6199 13 5
SKL-A50DBR	Sepia brown	2	6199 13 7
SKL-A50DBU	Beech	2	6199 13 9

End piece, left

Type	Colour	Pack. pcs	Item No.
SKL-EL50DRW	Pure white	5	6199 15 0
SKL-EL50DCW	Cream	5	6199 15 2
SKL-EL50DBR	Sepia brown	5	6199 15 4
SKL-EL50DBU	Beech	5	6199 15 6

End piece, right

Type	Colour	Pack. pcs	Item No.
SKL-ER50DRW	Pure white	5	6199 16 3
SKL-ER50DCW	Cream	5	6199 16 5
SKL-ER50DBR	Sepia brown	5	6199 16 7
SKL-ER50DBU	Beech	5	6199 16 9

Device mounting universal

Type	Colour	Pack. pcs	Item No.
SKL-R DRW	Pure white	1	6199 40 2
SKL-R DCW	Cream	1	6199 40 4
SKL-R DBR	Sepia brown	1	6199 40 6
SKL-R DBU	Beech	1	6199 40 8

Device mounting universal, with central panel

Type	Colour	Pack. pcs	Item No.
SKL-Z DRW	Pure white	1	6199 44 2
SKL-Z DCW	Cream	1	6199 44 4
SKL-Z DBR	Sepia brown	1	6199 44 6
SKL-Z DBU	Beech	1	6199 44 8

Device mounting for 2 protective contact sockets

Type	Colour	Pack. pcs	Item No.
SKL-DS DRW	Pure white	1	6199 42 1
SKL-DS DCW	Cream	1	6199 42 3
SKL-DS DBR	Sepia brown	1	6199 42 5
SKL-DS DBU	Beech	1	6199 42 7

Device mounting for 2 Modul 45 devices

Type	Colour	Pack. pcs	Item No.
SKL-45 DRW	Pure white	1	6199 46 1
SKL-45 DCW	Cream	1	6199 46 3
SKL-45 DBR	Sepia brown	1	6199 46 5
SKL-45 DBU	Beech	1	6199 46 7

Trunking width 70 mm

SKL skirting trunking, type SKL 70 D

Type	Colour	Length mm	Pack. m	Item No.
SKL-70DRW	Pure white	2000	24	6199 20 2
SKL-70DCW	Cream	2000	24	6199 20 4
SKL-70DBR	Sepia brown	2000	24	6199 20 6
SKL-70DBU	Beech	2000	24	6199 20 8

Joint cover

Type	Colour	Pack. pcs	Item No.
SKL-SA70DRW	Pure white	10	6199 28 1
SKL-SA70DCW	Cream	2	6199 28 3
SKL-SA70DBR	Sepia brown	2	6199 28 5
SKL-SA70DBU	Beech	10	6199 28 7

Internal corner cover

Type	Colour	Pack. pcs	Item No.
SKL-I70DRW	Pure white	4	6199 22 3
SKL-I70DCW	Cream	4	6199 22 5
SKL-I70DBR	Sepia brown	4	6199 22 7
SKL-I70DBU	Beech	4	6199 22 9

External corner cover

Type	Colour	Pack. pcs	Item No.
SKL-A70DRW	Pure white	2	6199 23 2
SKL-A70DCW	Cream	10	6199 23 4
SKL-A70DBR	Sepia brown	10	6199 23 6
SKL-A70DBU	Beech	2	6199 23 8

End piece, left

Type	Colour	Pack. pcs	Item No.
SKL-EL70DRW	Pure white	5	6199 25 1
SKL-EL70DCW	Cream	5	6199 25 3
SKL-EL70DBR	Sepia brown	5	6199 25 5
SKL-EL70DBU	Beech	5	6199 25 7

End piece, right


Type	Colour	Pack. pcs	Item No.
SKL-ER70DRW	Pure white	5	6199 26 2
SKL-ER70DCW	Cream	5	6199 26 4
SKL-ER70DBR	Sepia brown	5	6199 26 6
SKL-ER70DBU	Beech	5	6199 26 8



SKL skirting trunking systems


Trunking width 70 mm

Device mounting universal




Type	Colour	Pack.	Item No.
		pcs	
SKL-R DRW	Pure white	1	6199 40 2
SKL-R DCW	Cream	1	6199 40 4
SKL-R DBR	Sepia brown	1	6199 40 6
SKL-R DBU	Beech	1	6199 40 8

Device mounting universal, with central panel




Type	Colour	Pack.	Item No.
		pcs	
SKL-Z DRW	Pure white	1	6199 44 2
SKL-Z DCW	Cream	1	6199 44 4
SKL-Z DBR	Sepia brown	1	6199 44 6
SKL-Z DBU	Beech	1	6199 44 8

Device mounting for 2 protective contact sockets



Type	Colour	Pack.	Item No.
		pcs	
SKL-DS DRW	Pure white	1	6199 42 1
SKL-DS DCW	Cream	1	6199 42 3
SKL-DS DBR	Sepia brown	1	6199 42 5
SKL-DS DBU	Beech	1	6199 42 7


Device mounting for 2 Modul 45 devices




Type	Colour	Pack.	Item No.
		pcs	
SKL-45 DRW	Pure white	1	6199 46 1
SKL-45 DCW	Cream	1	6199 46 3
SKL-45 DBR	Sepia brown	1	6199 46 5
SKL-45 DBU	Beech	1	6199 46 7


Floor trunking

Floor trunking, type 2650



Type	Colour	Length	Pack.	Item No.
		mm	m	
2650	Stone grey	2000	36	6020 80 1







VK wiring trunking system Dahl

System 


LK4 wiring trunking

 **Wiring trunking, type LK4 15015**


Type	Colour	Length	Dimension W x H	Pack.	Item No.
LK4 15015	Stone grey	2000	15x15	72	6178 00 1

 **Upper part, trunking width 15 mm for 15015**


Type	Colour	Length	Dimension W x H	Pack.	Item No.
LK4 DM 15	Stone grey	2000		92	6178 47 9

 **Wiring trunking, type LK4 30015**


Type	Colour	Length	Dimension W x H	Pack.	Item No.
LK4 30015	Stone grey	2000	15x30	40	6178 00 3

 **Upper part, trunking width 15 mm for 30015**


Type	Colour	Length	Dimension W x H	Pack.	Item No.
LK4 D 15	Stone grey	2000		92	6178 48 0

 **Wiring trunking, type LK4 30025**


Type	Colour	Length	Dimension W x H	Pack.	Item No.
LK4 30025	Stone grey	2000	25x30	48	6178 00 5

 **Upper part, trunking width 25 mm**


Type	Colour	Length	Dimension W x H	Pack.	Item No.
LK4 D 25	Stone grey	2000		32	6178 48 2

 **Wiring trunking, type LK4 40025**


Type	Colour	Length	Dimension W x H	Pack.	Item No.
LK4 40025	Stone grey	2000	25x40	48	6178 01 0

 **Upper part, trunking width 25 mm**


Type	Colour	Length	Dimension W x H	Pack.	Item No.
LK4 D 25	Stone grey	2000		32	6178 48 2

 **Wiring trunking, type LK4 40040**


Type	Colour	Length	Dimension W x H	Pack.	Item No.
LK4 40040	Stone grey	2000	40x40	36	6178 01 2

 **Upper part, trunking width 40 mm**


Type	Colour	Length	Dimension W x H	Pack.	Item No.
LK4 D 40	Stone grey	2000		24	6178 48 4

 **Wiring trunking, type LK4 40060**


Type	Colour	Length	Dimension W x H	Pack.	Item No.
LK4 40060	Stone grey	2000	60x40	24	6178 01 4

 **Upper part, trunking width 60 mm**


Type	Colour	Length	Dimension W x H	Pack.	Item No.
LK4 D 60	Stone grey	2000		40	6178 48 6

 **Wiring trunking, type LK4 40080**


Type	Colour	Length	Dimension W x H	Pack.	Item No.
LK4 40080	Stone grey	2000	80x40	24	6178 01 6

 **Upper part, trunking width 80 mm**


Type	Colour	Length	Dimension W x H	Pack.	Item No.
LK4 D 80	Stone grey	2000		12	6178 48 8

 **Wiring trunking, type LK4 40100**


Type	Colour	Length	Dimension W x H	Pack.	Item No.
LK4 40100	Stone grey	2000	100x40	24	6178 01 8

 **Upper part, trunking width 100 mm**


Type	Colour	Length	Dimension W x H	Pack.	Item No.
LK4 D 100	Stone grey	2000		12	6178 48 0

 **Wiring trunking, type LK4 60015**


Type	Colour	Length	Dimension W x H	Pack.	Item No.
LK4 60015	Stone grey	2000	15x60	48	6178 02 6

 **Upper part, trunking width 15 mm**


Type	Colour	Length	Dimension W x H	Pack.	Item No.
LK4 D 15	Stone grey	2000		92	6178 48 0

 **Wiring trunking, type LK4 60025**


Type	Colour	Length	Dimension W x H	Pack.	Item No.
LK4 60025	Stone grey	2000	25x60	32	6178 02 8

 **Upper part, trunking width 25 mm**


Type	Colour	Length	Dimension W x H	Pack.	Item No.
LK4 D 25	Stone grey	2000		32	6178 48 2

 **Wiring trunking, type LK4 60040**


Type	Colour	Length	Dimension W x H	Pack.	Item No.
LK4 60040	Stone grey	2000	40x60	24	6178 03 1

 **Upper part, trunking width 40 mm**

Type	Colour	Length	Dimension W x H	Pack.	Item No.
LK4 D 40	Stone grey	2000		24	6178 48 4

 **Wiring trunking, type LK4 60060**

Type	Colour	Length	Dimension W x H	Pack.	Item No.
LK4 60060	Stone grey	2000	60x60	32	6178 03 3

 **Upper part, trunking width 60 mm**


Type	Colour	Length	Dimension W x H	Pack.	Item No.
LK4 D 60	Stone grey	2000		40	6178 48 6



VK wiring trunking system, Dahl


LK4 wiring trunking

Wiring trunking, type LK4 60080




Type	Colour	Length	Dimension W x H	Pack.	Item No.
LK4 60080	Stone grey	2000	80x60	24	6178 03 5

Upper part, trunking width 80 mm




Type	Colour	Length	Pack.	Item No.
LK4 D 80	Stone grey	2000	12	6178 48 8

Wiring trunking, type LK4 60100




Type	Colour	Length	Dimension W x H	Pack.	Item No.
LK4 60100	Stone grey	2000	100x60	16	6178 03 7

Upper part, trunking width 100 mm




Type	Colour	Length	Pack.	Item No.
LK4 D 100	Stone grey	2000	12	6178 49 0

Wiring trunking, type LK4 60120




Type	Colour	Length	Dimension W x H	Pack.	Item No.
LK4 60120	Stone grey	2000	120x60	8	6178 03 9

Upper part, trunking width 120 mm




Type	Colour	Length	Pack.	Item No.
LK4 D 120	Stone grey	2000	16	6178 49 2

Wiring trunking, type LK4 80025




Type	Colour	Length	Dimension W x H	Pack.	Item No.
LK4 80025	Stone grey	2000	25x80	32	6178 05 0

Upper part, trunking width 25 mm




Type	Colour	Length	Pack.	Item No.
LK4 D 25	Stone grey	2000	32	6178 48 2

Wiring trunking, type LK4 80040




Type	Colour	Length	Dimension W x H	Pack.	Item No.
LK4 80040	Stone grey	2000	40x80	24	6178 05 2

Upper part, trunking width 40 mm




Type	Colour	Length	Pack.	Item No.
LK4 D 40	Stone grey	2000	24	6178 48 4

Wiring trunking, type LK4 80060




Type	Colour	Length	Dimension W x H	Pack.	Item No.
LK4 80060	Stone grey	2000	60x80	24	6178 05 4

Upper part, trunking width 60 mm




Type	Colour	Length	Pack.	Item No.
LK4 D 60	Stone grey	2000	40	6178 48 6

Wiring trunking, type LK4 80080




Type	Colour	Length	Dimension W x H	Pack.	Item No.
LK4 80080	Stone grey	2000	80x80	16	6178 05 6

Upper part, trunking width 80 mm




Type	Colour	Length	Pack.	Item No.
LK4 D 80	Stone grey	2000	12	6178 48 8

Wiring trunking, type LK4 80100




Type	Colour	Length	Dimension W x H	Pack.	Item No.
LK4 80100	Stone grey	2000	100x80	16	6178 05 9

Upper part, trunking width 100 mm




Type	Colour	Length	Pack.	Item No.
LK4 D 100	Stone grey	2000	12	6178 49 0

Wiring trunking, type LK4 80120



Type	Colour	Length	Dimension W x H	Pack.	Item No.
LK4 80120	Stone grey	2000	120x80	8	6178 06 1


Upper part, trunking width 120 mm



Type	Colour	Length	Pack.	Item No.
LK4 D 120	Stone grey	2000	16	6178 49 2


LK4/N slotted cable trunking system

Wiring trunking, type LK4/N 60015




Type	Colour	Length	Dimension W x H	Pack.	Item No.
LK4 N 60015	Stone grey	2000	15x60	48	6178 20 1

Upper part, trunking width 15 mm



Type	Colour	Length	Pack.	Item No.
LK4 D 15	Stone grey	2000	92	6178 48 0


Wiring trunking, type LK4/N 60025



Type	Colour	Length	Dimension W x H	Pack.	Item No.
LK4 N 60025	Stone grey	2000	25x60	32	6178 20 3


LK4/N slotted cable trunking system

Upper part, trunking width 25 mm




Type	Colour	Length	Pack.	Item No.
LK4 D 25	Stone grey	2000	32	6178 48 2

Wiring trunking, type LK4/N 60040




Type	Colour	Length	Dimension W x H	Pack.	Item No.
LK4 N 60040	Stone grey	2000	40x60	24	6178 20 5

Upper part, trunking width 40 mm




Type	Colour	Length	Pack.	Item No.
LK4 D 40	Stone grey	2000	24	6178 48 4

Wiring trunking, type LK4/N 60060




Type	Colour	Length	Dimension W x H	Pack.	Item No.
LK4 N 60060	Stone grey	2000	60x60	32	6178 20 7

Upper part, trunking width 60 mm




Type	Colour	Length	Pack.	Item No.
LK4 D 60	Stone grey	2000	40	6178 48 6

Wiring trunking, type LK4/N 60080




Type	Colour	Length	Dimension W x H	Pack.	Item No.
LK4 N 60080	Stone grey	2000	80x60	24	6178 20 9

Upper part, trunking width 80 mm




Type	Colour	Length	Pack.	Item No.
LK4 D 80	Stone grey	2000	12	6178 48 8

Wiring trunking, type LK4/N 60100




Type	Colour	Length	Dimension W x H	Pack.	Item No.
LK4 N 60100	Stone grey	2000	100x60	16	6178 21 1

Upper part, trunking width 100 mm




Type	Colour	Length	Pack.	Item No.
LK4 D 100	Stone grey	2000	12	6178 49 0

Wiring trunking, type LK4/N 60120




Type	Colour	Length	Dimension W x H	Pack.	Item No.
LK4 N 60120	Stone grey	2000	120x60	8	6178 21 3

Upper part, trunking width 120 mm




Type	Colour	Length	Pack.	Item No.
LK4 D 120	Stone grey	2000	16	6178 49 2

Wiring trunking, type LK4/N 80025




Type	Colour	Length	Dimension W x H	Pack.	Item No.
LK4 N 80025	Stone grey	2000	25x80	32	6178 22 5

Upper part, trunking width 25 mm




Type	Colour	Length	Pack.	Item No.
LK4 D 25	Stone grey	2000	32	6178 48 2

Wiring trunking, type LK4/N 80040




Type	Colour	Length	Dimension W x H	Pack.	Item No.
LK4 N 80040	Stone grey	2000	40x80	24	6178 22 7

Upper part, trunking width 40 mm




Type	Colour	Length	Pack.	Item No.
LK4 D 40	Stone grey	2000	24	6178 48 4

Wiring trunking, type LK4/N 80060




Type	Colour	Length	Dimension W x H	Pack.	Item No.
LK4 N 80060	Stone grey	2000	60x80	24	6178 22 9

Upper part, trunking width 60 mm




Type	Colour	Length	Pack.	Item No.
LK4 D 60	Stone grey	2000	40	6178 48 6

Wiring trunking, type LK4/N 80080




Type	Colour	Length	Dimension W x H	Pack.	Item No.
LK4 N 80080	Stone grey	2000	80x80	16	6178 23 1

Upper part, trunking width 80 mm




Type	Colour	Length	Pack.	Item No.
LK4 D 80	Stone grey	2000	12	6178 48 8

Wiring trunking, type LK4/N 80100




Type	Colour	Length	Dimension W x H	Pack.	Item No.
LK4 N 80100	Stone grey	2000	100x80	16	6178 23 3

Upper part, trunking width 100 mm




Type	Colour	Length	Pack.	Item No.
LK4 D 100	Stone grey	2000	12	6178 49 0

Wiring trunking, type LK4/N 80120



Type	Colour	Length	Dimension W x H	Pack.	Item No.
LK4 N 80120	Stone grey	2000	120x80	8	6178 23 6

Upper part, trunking width 120 mm




Type	Colour	Length	Pack.	Item No.
LK4 D 120	Stone grey	2000	16	6178 49 2



VK wiring trunking system, Dahl


LKV DIN wiring duct

Wiring trunking, type 25025




Type	Colour	Length	Dimension W x H	Pack.	Item No.
		mm	mm	m	
LKV 25025	Stone grey	2000	25x25	32	6178 30 2

Upper part, trunking width 25 mm




Type	Colour	Length	Pack.	Item No.
		mm	m	
LKV D 25	Stone grey	2000	36	6178 50 4

Wiring trunking, type 37025




Type	Colour	Length	Dimension W x H	Pack.	Item No.
		mm	mm	m	
LKV 37025	Stone grey	2000	25x37,5	32	6178 30 5

Upper part, trunking width 25 mm




Type	Colour	Length	Pack.	Item No.
		mm	m	
LKV D 25	Stone grey	2000	36	6178 50 4

Wiring trunking, type 37037




Type	Colour	Length	Dimension W x H	Pack.	Item No.
		mm	mm	m	
LKV 37037	Stone grey	2000	37,5x37,5	60	6178 30 7

Upper part, trunking width 37,5 mm




Type	Colour	Length	Pack.	Item No.
		mm	m	
LKV D 37	Stone grey	2000	24	6178 50 6

Wiring trunking, type 50025




Type	Colour	Length	Dimension W x H	Pack.	Item No.
		mm	mm	m	
LKV 50025	Stone grey	2000	25x50	60	6178 31 0

Upper part, trunking width 25 mm




Type	Colour	Length	Pack.	Item No.
		mm	m	
LKV D 25	Stone grey	2000	36	6178 50 4

Wiring trunking, type 50037




Type	Colour	Length	Dimension W x H	Pack.	Item No.
		mm	mm	m	
LKV 50037	Stone grey	2000	37,5x50	48	6178 31 2

Upper part, trunking width 37,5 mm




Type	Colour	Length	Pack.	Item No.
		mm	m	
LKV D 37	Stone grey	2000	24	6178 50 6

Wiring trunking, type 50050




Type	Colour	Length	Dimension W x H	Pack.	Item No.
		mm	mm	m	
LKV 50050	Stone grey	2000	50x50	36	6178 31 4

Upper part, trunking width 50 mm




Type	Colour	Length	Pack.	Item No.
		mm	m	
LKV D 50	Stone grey	2000	24	6178 50 8

Wiring trunking, type 50075




Type	Colour	Length	Dimension W x H	Pack.	Item No.
		mm	mm	m	
LKV 50075	Stone grey	2000	75x50	24	6178 31 6

Upper part, trunking width 75 mm




Type	Colour	Length	Pack.	Item No.
		mm	m	
LKV D 75	Stone grey	2000	12	6178 51 0

Wiring trunking, type 75025




Type	Colour	Length	Dimension W x H	Pack.	Item No.
		mm	mm	m	
LKV 75025	Stone grey	2000	25x75	40	6178 32 0

Upper part, trunking width 25 mm




Type	Colour	Length	Pack.	Item No.
		mm	m	
LKV D 25	Stone grey	2000	36	6178 50 4

Wiring trunking, type 75037




Type	Colour	Length	Dimension W x H	Pack.	Item No.
		mm	mm	m	
LKV 75037	Stone grey	2000	37,5x75	32	6178 32 2

Upper part, trunking width 37,5 mm




Type	Colour	Length	Pack.	Item No.
		mm	m	
LKV D 37	Stone grey	2000	24	6178 50 6

Wiring trunking, type 75050




Type	Colour	Length	Dimension W x H	Pack.	Item No.
		mm	mm	m	
LKV 75050	Stone grey	2000	50x75	24	6178 32 4

Upper part, trunking width 50 mm



Type	Colour	Length	Pack.	Item No.
		mm	m	
LKV D 50	Stone grey	2000	24	6178 50 8


Wiring trunking, type 75075




Type	Colour	Length	Dimension W x H	Pack.	Item No.
		mm	mm	m	
LKV 75075	Stone grey	2000	75x75	16	6178 32 6

LFS


LKV DIN wiring duct

 **Upper part, trunking width 75 mm**


Type	Colour	Length	Dimension	Pack.	Item No.
LKV D 75	Stone grey	2000	mm	12	6178 51 0

 **Wiring trunking, type 75100**


Type	Colour	Length	Dimension	Pack.	Item No.
LKV 75100	Stone grey	2000	100x75 mm	16	6178 32 8

 **Upper part, trunking width 100 mm**


Type	Colour	Length	Dimension	Pack.	Item No.
LKV D 100	Stone grey	2000	mm	12	6178 51 2

 **Wiring trunking, type 75125**


Type	Colour	Length	Dimension	Pack.	Item No.
LKV 75125	Stone grey	2000	125x75 mm	8	6178 33 0

 **Upper part, trunking width 125 mm**


Type	Colour	Length	Dimension	Pack.	Item No.
LKV D 125	Stone grey	2000	mm	16	6178 51 4

 **Wiring trunking, type 10037**


Type	Colour	Length	Dimension	Pack.	Item No.
LKV 10037	Stone grey	2000	37,5x100 mm	32	6178 33 4

 **Upper part, trunking width 37,5 mm**


Type	Colour	Length	Dimension	Pack.	Item No.
LKV D 37	Stone grey	2000	mm	24	6178 50 6

 **Wiring trunking, type 10050**


Type	Colour	Length	Dimension	Pack.	Item No.
LKV 10050	Stone grey	2000	50x100 mm	24	6178 33 6

 **Upper part, trunking width 50 mm**


Type	Colour	Length	Dimension	Pack.	Item No.
LKV D 50	Stone grey	2000	mm	24	6178 50 8

 **Wiring trunking, type 10075**


Type	Colour	Length	Dimension	Pack.	Item No.
LKV 10075	Stone grey	2000	75x100 mm	16	6178 33 8

 **Upper part, trunking width 75 mm**

Type	Colour	Length	Dimension	Pack.	Item No.
LKV D 75	Stone grey	2000	mm	12	6178 51 0


 **Wiring trunking, type 100100**

Type	Colour	Length	Dimension	Pack.	Item No.
LKV 100100	Stone grey	2000	100x100 mm	8	6178 34 1


 **Upper part, trunking width 100 mm**

Type	Colour	Length	Dimension	Pack.	Item No.
LKV D 100	Stone grey	2000	mm	12	6178 51 2


LKV/N DIN wiring duct

 **Wiring trunking, type 75025**


Type	Colour	Length	Dimension	Pack.	Item No.
LKV N 75025	Stone grey	2000	25x75 mm	40	6178 42 0

 **Upper part, trunking width 25 mm**


Type	Colour	Length	Dimension	Pack.	Item No.
LKV D 25	Stone grey	2000	mm	36	6178 50 4

 **Wiring trunking, type 75037**


Type	Colour	Length	Dimension	Pack.	Item No.
LKV N 75037	Stone grey	2000	37,5x75 mm	32	6178 42 2

 **Upper part, trunking width 37,5 mm**

Type	Colour	Length	Dimension	Pack.	Item No.
LKV D 37	Stone grey	2000	mm	24	6178 50 6

 **Wiring trunking, type 75050**

Type	Colour	Length	Dimension	Pack.	Item No.
LKV N 75050	Stone grey	2000	50x75 mm	24	6178 42 4

 **Upper part, trunking width 50 mm**


Type	Colour	Length	Dimension	Pack.	Item No.
LKV D 50	Stone grey	2000	mm	24	6178 50 8



VK wiring trunking system, Dahl


LKV/N DIN wiring duct

Wiring trunking, type 75075




Type	Colour	Length	Dimension W x H	Pack.	Item No.
LKV N 75075	Stone grey	2000	75x75	16	6178 42 6

Upper part, trunking width 75 mm




Type	Colour	Length	Pack.	Item No.
LKV D 75	Stone grey	2000	12	6178 51 0

Wiring trunking, type 75100




Type	Colour	Length	Dimension W x H	Pack.	Item No.
LKV N 75100	Stone grey	2000	100x75	16	6178 42 8

Upper part, trunking width 100 mm




Type	Colour	Length	Pack.	Item No.
LKV D 100	Stone grey	2000	12	6178 51 2

Wiring trunking, type 75125




Type	Colour	Length	Dimension W x H	Pack.	Item No.
LKV N 75125	Stone grey	2000	125x75	8	6178 43 0

Upper part, trunking width 125 mm




Type	Colour	Length	Pack.	Item No.
LKV D 125	Stone grey	2000	16	6178 51 4

Wiring trunking, type 10037




Type	Colour	Length	Dimension W x H	Pack.	Item No.
LKV N 10037	Stone grey	2000	37,5x100	32	6178 43 5

Upper part, trunking width 37,5 mm




Type	Colour	Length	Pack.	Item No.
LKV D 37	Stone grey	2000	24	6178 50 6

Wiring trunking, type 10050




Type	Colour	Length	Dimension W x H	Pack.	Item No.
LKV N 10050	Stone grey	2000	50x100	24	6178 43 7

Upper part, trunking width 50 mm




Type	Colour	Length	Pack.	Item No.
LKV D 50	Stone grey	2000	24	6178 50 8

Wiring trunking, type 10075




Type	Colour	Length	Dimension W x H	Pack.	Item No.
LKV N 10075	Stone grey	2000	75x100	16	6178 43 9

Upper part, trunking width 75 mm




Type	Colour	Length	Pack.	Item No.
LKV D 75	Stone grey	2000	12	6178 51 0

Wiring trunking, type 100100



Type	Colour	Length	Dimension W x H	Pack.	Item No.
LKV N 100100	Stone grey	2000	100x100	8	6178 44 1


Upper part, trunking width 100 mm



Type	Colour	Length	Pack.	Item No.
LKV D 100	Stone grey	2000	12	6178 51 2


Accessories, VK wiring trunking

Wire retainer for type LK4 and LK4/N




Type	Colour	Pack.	Item No.
LK4 H	Stone grey	100 pcs	6178 09 2

Wire retainer for type LKV and LKV/N




Type	Colour	Pack.	Item No.
LKV H	Stone grey	100 pcs	6178 34 9

Plastic rivet tool




Type	Colour	Pack.	Item No.
KNW1	Black	1	6178 52 7
KNW2	Black	1	6178 52 9

Spreading rivet, KSN 1 for Ø 4.5 base perforations




Type	Colour	Pack.	Item No.
KSN1	Light grey	100 pcs	6178 52 0

Spreading rivet, KSN 22 for Ø 6.5 base perforations



Type	Colour	Pack.	Item No.
KSN22	Light grey	1 pcs	6178 52 5


Release pliers



Type	Pack.	Item No.
AKZ	1 pcs	6178 53 5


Accessories, VK wiring trunking

Spacer




Type	Colour	Diameter	Pack.	Item No.
		mm	pcs	
AH1	Grey	24	100	6178 54 0

Spacer




Type	Colour	Diameter	Pack.	Item No.
		mm	pcs	
AH2	Grey	24	100	6178 54 2

Washer




Type	Colour	Length	Pack.	Item No.
		mm	pcs	
ULS	Grey	–	100	6178 54 8

Support rail, unperforated




Type	Dimension W x H	Material thickness	Length	Pack.	Item No.
	mm	mm	mm	m	
2064 GTP 2M	32 x 15	1.5	2000	20	1115 05 7

Support rail, perforated




Type	Dimension W x H	Material thickness	Length	Pack.	Item No.
	mm	mm	mm	m	
2064 GTPL 2M	32 x 15	1.5	2000	20	1115 06 5

Hat profile rail, unperforated



Type	Dimension W x H	Material thickness	Length	Pack.	Item No.
	mm	mm	mm	m	
2069 2M GTP	35 x 7,5	1	2000	50	1115 65 0

Hat profile rail, perforated



Type	Dimension W x H	Material thickness	Length	Pack.	Item No.
	mm	mm	mm	m	
2069 2M GTPL	35 x 7,5	1	2000	50	1115 66 9






VKH wiring trunking system,
Dahl, halogen-free

System 

VKH wiring trunking system, Dahl, halogen-free


LKVH DIN wiring trunking, halogen-free

Wiring trunking, type 50037




Type	Colour	Length	Dimension W x H	Pack.	Item No.
LKVH 50037	Light grey	2000	37,5x50	48	6178 58 2

Wiring trunking, type 50050




Type	Colour	Length	Dimension W x H	Pack.	Item No.
LKVH 50050	Light grey	2000	50x50	36	6178 58 5

Wiring trunking, type 50075




Type	Colour	Length	Dimension W x H	Pack.	Item No.
LKVH 50075	Light grey	2000	75x50	24	6178 58 8

Wiring trunking, type 75037




Type	Colour	Length	Dimension W x H	Pack.	Item No.
LKVH N 75037	Light grey	2000	37,5x75	32	6178 55 2

Wiring trunking, type 75050




Type	Colour	Length	Dimension W x H	Pack.	Item No.
LKVH N 75050	Light grey	2000	50x75	24	6178 55 6

Wiring trunking, type 75075




Type	Colour	Length	Dimension W x H	Pack.	Item No.
LKVH N 75075	Light grey	2000	75x75	16	6178 55 9

Wiring trunking, type 75100



Type	Colour	Length	Dimension W x H	Pack.	Item No.
LKVH N 75100	Light grey	2000	100x75	16	6178 56 3


Wiring trunking, type 75125



Type	Colour	Length	Dimension W x H	Pack.	Item No.
LKVH N 75125	Light grey	2000	125x75	8	6178 56 6


Accessories, VK wiring trunking, halogen-free

Wire retainer for type LKV/H




Type	Colour	Pack.	Item No.
LKV H H	Light grey	100	6178 65 0

Plastic rivet tool




Type	Colour	Pack.	Item No.
KNW1	Black	1	6178 52 7
KNW2	Black	1	6178 52 9

Spreading rivet, KSN 1 for Ø 4.5 base perforations




Type	Colour	Pack.	Item No.
KSN1	Light grey	100	6178 52 0

Spreading rivet, KSN 22 for Ø 6.5 base perforations




Type	Colour	Pack.	Item No.
KSN22	Light grey	1	6178 52 5

Release pliers




Type	Pack.	Item No.
AKZ	1	6178 53 5

Support rail, unperforated




Type	Dimension W x H	Material thickness	Length	Pack.	Item No.
2064 GTP 2M	32 x 15	1.5	2000	20	1115 05 7

Support rail, perforated




Type	Dimension W x H	Material thickness	Length	Pack.	Item No.
2064 GTPL 2M	32 x 15	1.5	2000	20	1115 06 5

Hat profile rail, unperforated



Type	Dimension W x H	Material thickness	Length	Pack.	Item No.
2069 2M GTP	35 x 7,5	1	2000	50	1115 65 0

Hat profile rail, perforated



Type	Dimension W x H	Material thickness	Length	Pack.	Item No.
2069 2M GTPL	35 x 7,5	1	2000	50	1115 66 9






**Rapid 45 plastic device
installation trunking systems**



Rapid 45 plastic device installation trunking systems


Trunking height 53 mm, trunking width 100 mm, 1-compartment

Installation trunking Rapid 45, type GEK-K 53100 with upper part




Type	Colour	Length mm	Pack. m	Item No.
GEK-K53100	Pure white	2000	8	6116 02 7
GEK-K53100LGR	Light grey	2000	8	6116 02 8

Cable connector and joint cover for lower part




Type	Colour	Material symbol	Pack. pcs	Item No.
GEK-KS45	Pure white	PVC	6	6116 15 0
GEK-KS45LGR	Light grey	PVC	6	6116 15 6

Joint cover




Type	Colour	Material symbol	Pack. pcs	Item No.
GEK-KSOT45	Pure white	PVC	6	6116 15 2
GEK-KSOT45LGR	Light grey	PVC	6	6116 15 8

Rising flat angle




Type	Colour	Pack. pcs	Item No.
GEK-KFS53100	Pure white	1	6116 41 8
GEK-KFS53100LGR	Light grey	1	6116 41 9

Falling flat angle




Type	Colour	Pack. pcs	Item No.
GEK-KFF53100	Pure white	1	6116 46 4
GEK-KFF53100LGR	Light grey	1	6116 46 5

Internal corner cover




Type	Colour	Material symbol	Pack. pcs	Item No.
GEK-KI53100	Pure white	PVC	2	6116 20 5
GEK-KI53100LGR	Light grey	PVC	2	6116 20 6

Internal corner




Type	Colour	Pack. pcs	Item No.
GEK-KIS53100	Pure white	1	6116 21 3

External corner cover




Type	Colour	Material symbol	Pack. pcs	Item No.
GEK-KA53100	Pure white	PVC	2	6116 26 4
GEK-KA53100LGR	Light grey	PVC	2	6116 26 5

External corner




Type	Colour	Pack. pcs	Item No.
GEK-KAS53100	Pure white	1	6116 27 2

T piece, rising




Type	Colour	Pack. pcs	Item No.
GEK-KTS53100	Pure white	2	6116 16 7
GEK-KTS53100LGR	Light grey	2	6116 16 8

T piece, falling




Type	Colour	Material symbol	Pack. pcs	Item No.
GEK-KTF53100	Pure white	PVC	2	6116 18 0

Intersection




Type	Colour	Material symbol	Pack. pcs	Item No.
GEK-KK53100	Pure white	PVC	2	6116 49 5

End piece, left



Type	Colour	Material symbol	Pack. pcs	Item No.
GEK-KEL53100	Pure white	PVC	6	6116 30 2
GEK-KEL53100LGR	Light grey	PVC	6	6116 30 3


End piece, right



Type	Colour	Material symbol	Pack. pcs	Item No.
GEK-KER53100	Pure white	PVC	6	6116 35 3
GEK-KER53100LGR	Light grey	PVC	6	6116 35 4


Trunking height 53 mm, trunking width 160 mm, 2-compartment

Installation trunking Rapid 45, type GEK-K 53160 with upper part




Type	Colour	Length mm	Pack. m	Item No.
GEK-K53160	Pure white	2000	6	6116 05 1
GEK-K53160LGR	Light grey	2000	6	6116 05 2

Cable connector and joint cover for lower part




Type	Colour	Material symbol	Pack. pcs	Item No.
GEK-KS45	Pure white	PVC	6	6116 15 0
GEK-KS45LGR	Light grey	PVC	6	6116 15 6

Joint cover




Type	Colour	Material symbol	Pack. pcs	Item No.
GEK-KSOT45	Pure white	PVC	6	6116 15 2
GEK-KSOT45LGR	Light grey	PVC	6	6116 15 8

Rising flat angle




Type	Colour	Pack. pcs	Item No.
GEK-KFS53160	Pure white	1	6116 43 4
GEK-KFS53160LGR	Light grey	1	6116 43 6

Falling flat angle



Type	Colour	Pack. pcs	Item No.
GEK-KFF53160	Pure white	1	6116 48 0
GEK-KFF53160LGR	Light grey	1	6116 48 2

Internal corner cover




Type	Colour	Material symbol	Pack. pcs	Item No.
GEK-KI53160	Pure white	PVC	2	6116 22 1
GEK-KI53160LGR	Light grey	PVC	2	6116 22 3



Rapid 45 plastic device installation trunking systems


Trunking height 53 mm, trunking width 160 mm, 2-compartment

Internal corner




Type	Colour	Pack.	Item No.
		pcs	
GEK-KIS53160	Pure white	1	6116 24 8

External corner cover




Type	Colour	Pack.	Item No.
		pcs	
GEK-KA53160	Pure white	2	6116 28 0
GEK-KA53160LGR	Light grey	2	6116 28 2

External corner




Type	Colour	Pack.	Item No.
		pcs	
GEK-KAS53160	Pure white	1	6116 29 4

T piece, rising




Type	Colour	Pack.	Item No.
		pcs	
GEK-KTS53160	Pure white	2	6116 17 2
GEK-KTS53160LGR	Light grey	2	6116 17 3

T piece, falling




Type	Colour	Pack.	Item No.
		pcs	
GEK-KTF53160	Pure white	2	6116 18 4

Intersection




Type	Colour	Pack.	Item No.
		pcs	
GEK-KK53160	Pure white	2	6116 49 8

End piece, left



Type	Colour	Pack.	Item No.
		pcs	
GEK-KEL53160	Pure white	6	6116 32 9
GEK-KEL53160LGR	Light grey	6	6116 33 1


End piece, right



Type	Colour	Pack.	Item No.
		pcs	
GEK-KER53160	Pure white	6	6116 38 8
GEK-KER53160LGR	Light grey	6	6116 39 0


Trunking height 53 mm, trunking width 160 mm, 3-compartment

Installation trunking Rapid 45, type GEK-K 53160-3 with upper part




Type	Colour	Length	Pack.	Item No.
		mm	m	
GEK-K53160-3	Pure white	2000	8	6116 07 3

Cable connector and joint cover for lower part




Type	Colour	Pack.	Item No.
		pcs	
GEK-KS45-3	Pure white	6	6116 16 3

Joint cover




Type	Colour	Material symbol	Pack.	Item No.
			pcs	
GEK-KSOT45	Pure white	PVC	6	6116 15 2

Flat angle




Type	Colour	Pack.	Item No.
		pcs	
GEK-KF53160-3	Pure white	1	6116 49 3

Internal corner cover




Type	Colour	Pack.	Item No.
		pcs	
GEK-KI53160-3	Pure white	2	6116 20 1

Internal corner




Type	Colour	Pack.	Item No.
		pcs	
GEK-KIS53160-3	Pure white	1	6116 20 3

External corner cover




Type	Colour	Pack.	Item No.
		pcs	
GEK-KA53160-3	Pure white	2	6116 26 1

External corner




Type	Colour	Pack.	Item No.
		pcs	
GEK-KAS53160-3	Pure white	1	6116 26 3

T piece




Type	Colour	Pack.	Item No.
		pcs	
GEK-KT53160-3	Pure white	1	6116 19 3

End piece



Type	Colour	Pack.	Item No.
		pcs	
GEK-KE53160-3	Pure white	8	6116 40 3


Hole punch




Type	Pack.	Item No.
	pcs	
GEK-LZ	1	6270 67 0

Rapid 45 plastic device installation trunking systems


Accessories, Rapid 45 plastic device installation trunking systems

 **Cover**

Type	Colour	Length mm	Pack. m	Item No.
GEK-KOT45	Pure white	2000	24	6116 10 8

 **Upper part clamp for Rapid 45 1-compartment**

Type	Colour	Pack. pcs	Item No.
OK-K 45	—	10	6116 11 6

 **Partition**

Type	Colour	Pack. m	Item No.
2371 40	Light grey	60	6023 09 6






**Rapid 45 aluminium device
installation trunking systems**



Rapid 45 aluminium device installation trunking systems


Trunking height 53 mm, trunking width 100 mm

Installation trunking Rapid 45, type GEK-A 53100 with upper part




Type	Colour	Length	Pack.	Item No.
		mm	m	
GEK-A53100EL	Aluminium	2000	8	6116 51 5

Cable connector and joint cover for lower part




Type	Colour	Material symbol	Pack.	Item No.
			pcs	
GEK-KS45	Aluminium	PVC	6	6116 15 4

Joint cover for upper part




Type	Colour	Material symbol	Pack.	Item No.
			pcs	
GEK-KSOT45	Aluminium	PVC	6	6116 15 7

Rising flat angle




Type	Colour	Pack.	Item No.
		pcs	
GEK-AFS53100	Aluminium	1	6116 66 8

Falling flat angle




Type	Colour	Pack.	Item No.
		pcs	
GEK-AFF53100	Aluminium	1	6116 70 9

Internal corner cover




Type	Colour	Material symbol	Pack.	Item No.
			pcs	
GEK-KI53100	Aluminium	PVC	2	6116 21 0

Internal corner




Type	Colour	Pack.	Item No.
		pcs	
GEK-AI53100	Aluminium	1	6116 57 9

External corner cover




Type	Colour	Material symbol	Pack.	Item No.
			pcs	
GEK-KA53100	Aluminium	PVC	2	6116 26 9

External corner




Type	Colour	Pack.	Item No.
		pcs	
GEK-AA53100	Aluminium	1	6116 61 7

T piece, rising




Type	Colour	Pack.	Item No.
		pcs	
GEK-KTS53100	Aluminium	1	6116 16 9

T piece, falling




Type	Colour	Material symbol	Pack.	Item No.
			pcs	
GEK-KTF53100	Aluminium	PVC	1	6116 18 1

Intersection




Type	Colour	Material symbol	Pack.	Item No.
			pcs	
GEK-KK53100	Aluminium	PVC	1	6116 49 6

End piece, left



Type	Colour	Material symbol	Pack.	Item No.
			pcs	
GEK-KEL53100	Aluminium	PVC	1	6116 30 7


End piece, right



Type	Colour	Material symbol	Pack.	Item No.
			pcs	
GEK-KER53100	Aluminium	PVC	1	6116 35 8


Trunking height 53 mm, trunking width 160 mm

Installation trunking Rapid 45, type GEK-A 53160 with upper part




Type	Colour	Length	Pack.	Item No.
		mm	m	
GEK-A53160EL	Aluminium	2000	6	6116 53 6

Joint cover for lower part




Type	Colour	Material symbol	Pack.	Item No.
			pcs	
GEK-KS45	Aluminium	PVC	6	6116 15 4

Joint cover for upper part




Type	Colour	Material symbol	Pack.	Item No.
			pcs	
GEK-KSOT45	Aluminium	PVC	6	6116 15 7

Rising flat angle




Type	Colour	Pack.	Item No.
		pcs	
GEK-AFS53160	Aluminium	1	6116 68 5

Falling flat angle



Type	Colour	Pack.	Item No.
		pcs	
GEK-AFF53160	Aluminium	1	6116 73 6

Internal corner cover



Type	Colour	Material symbol	Pack.	Item No.
			pcs	
GEK-KI53160	Aluminium	PVC	2	6116 22 6



Rapid 45 aluminium device installation trunking systems

Trunking height 53 mm, trunking width 160 mm

Internal corner				
Type	Colour	Pack.	Item No.	
		pcs		
GEK-AI53160	Aluminium	1	6116 59 5	

External corner cover				
Type	Colour	Pack.	Item No.	
		pcs		
GEK-KA53160	Aluminium	2	6116 28 5	

External corner				
Type	Colour	Pack.	Item No.	
		pcs		
GEK-AA53160	Aluminium	1	6116 64 7	

T piece, rising				
Type	Colour	Pack.	Item No.	
		pcs		
GEK-KTS53160	Aluminium	1	6116 17 4	

T piece, falling				
Type	Colour	Pack.	Item No.	
		pcs		
GEK-KTF53160	Aluminium	1	6116 18 5	

Intersection				
Type	Colour	Pack.	Item No.	
		pcs		
GEK-KK53160	Aluminium	1	6116 49 9	

End piece, left				
Type	Colour	Pack.	Item No.	
		pcs		
GEK-KEL53160	Aluminium	1	6116 33 4	

End piece, right				
Type	Colour	Pack.	Item No.	
		pcs		
GEK-KER53160	Aluminium	1	6116 39 3	

Accessories for Rapid 45 aluminium device installation trunking systems

Cover				
Type	Colour	Pack.	Item No.	
		m		
GEK-AOT45	Aluminium	24	6116 55 8	


Joint connector				
Type	Colour	Pack.	Item No.	
		pcs		
GEK-AKU45		10	6116 75 2	

Partition				
Type	Colour	Pack.	Item No.	
		m		
2371 40	Light grey	60	6023 09 6	

Locking bracket for cover				
Type	Colour	Pack.	Item No.	
		pcs		
RK45OTA		20	6288 70 3	

Protective conductor connection bracket				
Type	Colour	Pack.	Item No.	
		pcs		
8AWR		10	6288 70 4	

LFS






**Rapid 80 plastic device
installation trunking systems**



Rapid 80 plastic device installation trunking systems


Trunking height 70 mm, trunking width 110 mm

Device installation trunking, type GK70110




Type	Colour	Length mm	Pack. m	Item No.
GK-70110RW	Pure white	2000	8	6274 30 0
GK-70110CW	Cream	2000	8	6274 30 1
GK-70110LGR	Light grey	2000	8	6274 30 2
GK-70110GR	Stone grey	2000	8	6274 30 6

Coupling




Type	Colour	Pack. PU	Item No.
GK-KUP	Light grey	1	6274 65 0

Accessory mounting box, single




Type	Colour	Pack. pcs	Item No.
71GD6	Iron grey	5	6288 61 0

Accessory mounting box, double



Type	Colour	Pack. pcs	Item No.
71GD7	Iron grey	2	6288 61 1

Strain relief




Type	Pack. pcs	Item No.
7ZE	50	6288 79 0

Trunking cover, smooth




Type	Colour	Length mm	Pack. m	Item No.
GK-OTGRW	Pure white	2000	16	6278 68 0
GK-OTGCW	Cream	2000	16	6278 68 1
GK-OTGLGR	Light grey	2000	16	6278 68 2
GK-OTGGR	Stone grey	2000	16	6278 68 6

Trunking cover, fluted




Type	Colour	Length mm	Pack. m	Item No.
GK-OTKRW	Pure white	2000	16	6278 78 0
GK-OTKCW	Cream	2000	16	6278 78 1
GK-OTKLGR	Light grey	2000	16	6278 78 2

External corner cover, variable




Type	Colour	Pack. pcs	Item No.
GK-AH70110RW	Pure white	1	6274 21 0
GK-AH70110CW	Cream	1	6274 21 1
GK-AH70110LGR	Light grey	1	6274 21 2

External corner




Type	Colour	Pack. pcs	Item No.
GK-A70110RW	Pure white	1	6274 31 0
GK-A70110CW	Cream	1	6274 31 1
GK-A70110LGR	Light grey	1	6274 31 2
GK-A70110GR	Stone grey	1	6274 31 6

External corner cover, smooth




Type	Colour	Pack. pcs	Item No.
GK-OTGARW	Pure white	2	6274 79 0
GK-OTGACW	Cream	2	6274 79 1
GK-OTGALGR	Light grey	2	6274 79 2
GK-OTGAGR	Stone grey	2	6274 79 6

External corner cover, fluted




Type	Colour	Pack. pcs	Item No.
GK-OTKARW	Pure white	2	6274 89 0
GK-OTKACW	Cream	2	6274 89 1
GK-OTKALGR	Light grey	2	6274 89 2

Flat angle cover




Type	Colour	Pack. pcs	Item No.
GK-FH70110RW	Pure white	1	6274 22 0
GK-FH70110CW	Cream	1	6274 22 1
GK-FH70110LGR	Light grey	1	6274 22 2

Flat angle




Type	Colour	Pack. pcs	Item No.
GK-F70110RW	Pure white	1	6274 32 0
GK-F70110CW	Cream	1	6274 32 1
GK-F70110LGR	Light grey	1	6274 32 2
GK-F70110GR	Stone grey	1	6274 32 6

Flat angle cover, smooth



Type	Colour	Pack. pcs	Item No.
GK-OTGFRW	Pure white	1	6274 49 0
GK-OTGFCW	Cream	1	6274 49 1
GK-OTGFLGR	Light grey	1	6274 49 2
GK-OTGFGR	Stone grey	1	6274 49 6

Flat angle cover, fluted




Type	Colour	Pack. pcs	Item No.
GK-OTKFRW	Pure white	1	6274 59 0
GK-OTKFCW	Cream	1	6274 59 1
GK-OTKFLGR	Light grey	1	6274 59 2

Internal corner cover, variable



Type	Colour	Pack. pcs	Item No.
GK-IH70110RW	Pure white	1	6274 24 0
GK-IH70110CW	Cream	1	6274 24 1
GK-IH70110LGR	Light grey	1	6274 28 2

Internal corner



Type	Colour	Pack. pcs	Item No.
GK-I70110RW	Pure white	1	6274 34 0
GK-I70110CW	Cream	1	6274 34 1
GK-I70110LGR	Light grey	1	6274 34 2
GK-I70110GR	Stone grey	1	6274 34 6

T piece



Type	Colour	Pack. pcs	Item No.
GK-T70110RW	Pure white	1	6274 36 0
GK-T70110CW	Cream	1	6274 36 1
GK-T70110LGR	Light grey	1	6274 36 2
GK-T70110GR	Stone grey	1	6274 36 6



Rapid 80 plastic device installation trunking systems

Trunking height 70 mm, trunking width 110 mm

End piece				
Type	Colour		Pack.	Item No.
			pcs	
GK-E70110RW	Pure white		1	6274 37 0
GK-E70110CW	Cream		1	6274 37 1
GK-E70110LGR	Light grey		1	6274 37 2
GK-E70110GR	Stone grey		1	6274 37 6
GK-E70110WA	White aluminium		1	6274 37 4

Separating retainer				
Type	Length		Pack.	Item No.
	mm		m	
GK-TW70	2000		40	6274 90 0

Duct clamp				
Type			Pack.	Item No.
			pcs	
KL80A			20	6288 64 0

Trunking height 70 mm, trunking width 130 mm

Device installation trunking, type GK70130				
Type	Colour	Length	Pack.	Item No.
		mm	m	
GK-70130RW	Pure white	2000	8	6274 50 0
GK-70130CW	Cream	2000	8	6274 50 1
GK-70130LGR	Light grey	2000	8	6274 50 2
GK-70130GR	Stone grey	2000	8	6274 50 6

Coupling				
Type	Colour		Pack.	Item No.
			PU	
GK-KUP	Light grey		1	6274 65 0

Accessory mounting box, single				
Type	Colour		Pack.	Item No.
			pcs	
71GD6	Iron grey		5	6288 61 0

Accessory mounting box, double				
Type	Colour		Pack.	Item No.
			pcs	
71GD7	Iron grey		2	6288 61 1

Strain relief				
Type			Pack.	Item No.
			pcs	
7ZE			50	6288 79 0

Trunking cover, smooth				
Type	Colour	Length	Pack.	Item No.
		mm	m	
GK-OTGRW	Pure white	2000	16	6278 68 0
GK-OTGCW	Cream	2000	16	6278 68 1
GK-OTGLGR	Light grey	2000	16	6278 68 2
GK-OTGGR	Stone grey	2000	16	6278 68 6

Trunking cover, fluted				
Type	Colour	Length	Pack.	Item No.
		mm	m	
GK-OTKRW	Pure white	2000	16	6278 78 0
GK-OTKCW	Cream	2000	16	6278 78 1
GK-OTKLGR	Light grey	2000	16	6278 78 2

External corner cover, variable				
Type	Colour		Pack.	Item No.
			pcs	
GK-AH70130RW	Pure white		1	6274 41 0
GK-AH70130CW	Cream		1	6274 41 1
GK-AH70130LGR	Light grey		1	6274 41 2

External corner				
Type	Colour		Pack.	Item No.
			pcs	
GK-A70130RW	Pure white		1	6274 51 0
GK-A70130CW	Cream		1	6274 51 1
GK-A70130LGR	Light grey		1	6274 51 2
GK-A70130GR	Stone grey		1	6274 51 6

External corner cover, smooth				
Type	Colour		Pack.	Item No.
			pcs	
GK-OTGARW	Pure white		2	6274 79 0
GK-OTGACW	Cream		2	6274 79 1
GK-OTGALGR	Light grey		2	6274 79 2
GK-OTGAGR	Stone grey		2	6274 79 6

External corner cover, fluted				
Type	Colour		Pack.	Item No.
			pcs	
GK-OTKARW	Pure white		2	6274 89 0
GK-OTKACW	Cream		2	6274 89 1
GK-OTKALGR	Light grey		2	6274 89 2

Flat angle cover				
Type	Colour		Pack.	Item No.
			pcs	
GK-FH70130RW	Pure white		1	6274 42 0
GK-FH70130CW	Cream		1	6274 42 1
GK-FH70130LGR	Light grey		1	6274 42 2

Rapid 80 plastic device installation trunking systems

Trunking height 70 mm, trunking width 130 mm

Flat angle

Type	Colour	Pack.	Item No.
		pcs	
GK-F70130RW	Pure white	1	6274 52 0
GK-F70130CW	Cream	1	6274 52 1
GK-F70130LGR	Light grey	1	6274 52 2
GK-F70130GR	Stone grey	1	6274 52 6

Flat angle cover, smooth

Type	Colour	Pack.	Item No.
		pcs	
GK-OTGFRW	Pure white	1	6274 49 0
GK-OTGFCW	Cream	1	6274 49 1
GK-OTGFLGR	Light grey	1	6274 49 2
GK-OTGFGR	Stone grey	1	6274 49 6

Flat angle cover, fluted

Type	Colour	Pack.	Item No.
		pcs	
GK-OTKFRW	Pure white	1	6274 59 0
GK-OTKFCW	Cream	1	6274 59 1
GK-OTKFLGR	Light grey	1	6274 59 2

Internal corner cover, variable

Type	Colour	Pack.	Item No.
		pcs	
GK-IH70130RW	Pure white	1	6274 44 0
GK-IH70130CW	Cream	1	6274 44 1
GK-IH70130LGR	Light grey	1	6274 44 2

Internal corner

Type	Colour	Pack.	Item No.
		pcs	
GK-I70130RW	Pure white	1	6274 54 0
GK-I70130CW	Cream	1	6274 54 1
GK-I70130LGR	Light grey	1	6274 54 2
GK-I70130GR	Stone grey	1	6274 54 6

T piece

Type	Colour	Pack.	Item No.
		pcs	
GK-T70130RW	Pure white	1	6274 56 0
GK-T70130CW	Cream	1	6274 56 1
GK-T70130LGR	Light grey	1	6274 56 2
GK-T70130GR	Stone grey	1	6274 56 6

End piece

Type	Colour	Pack.	Item No.
		pcs	
GK-E70130RW	Pure white	1	6274 57 0
GK-E70130CW	Cream	1	6274 57 1
GK-E70130LGR	Light grey	1	6274 57 2
GK-E70130GR	Stone grey	1	6274 57 6
GK-E70130WA	White aluminium	1	6274 57 4

Partition

Type	Length	Pack.	Item No.
	mm	m	
GK-TW70	2000	40	6274 90 0

Duct clamp

Type	Pack.	Item No.
	pcs	
KL80A	20	6288 64 0

Trunking height 70 mm, trunking width 170 mm

Device installation trunking, type GK70170

Type	Colour	Length	Pack.	Item No.
		mm	m	
GK-70170RW	Pure white	2000	8	6274 70 0
GK-70170CW	Cream	2000	8	6274 70 1
GK-70170LGR	Light grey	2000	8	6274 70 2
GK-70170GR	Stone grey	2000	8	6274 70 6

Coupling

Type	Colour	Pack.	Item No.
		PU	
GK-KUP	Light grey	1	6274 65 0

Accessory mounting box, single

Type	Colour	Pack.	Item No.
		pcs	
71GD6	Iron grey	5	6288 61 0

Accessory mounting box, double

Type	Colour	Pack.	Item No.
		pcs	
71GD7	Iron grey	2	6288 61 1

Strain relief

Type	Pack.	Item No.
	pcs	
7ZE	50	6288 79 0

Trunking cover, smooth

Type	Colour	Length	Pack.	Item No.
		mm	m	
GK-OTGRW	Pure white	2000	16	6278 68 0
GK-OTGCW	Cream	2000	16	6278 68 1
GK-OTGLGR	Light grey	2000	16	6278 68 2
GK-OTGGR	Stone grey	2000	16	6278 68 6

Trunking cover, fluted

Type	Colour	Length	Pack.	Item No.
		mm	m	
GK-OTKRW	Pure white	2000	16	6278 78 0
GK-OTKCW	Cream	2000	16	6278 78 1
GK-OTKLGR	Light grey	2000	16	6278 78 2

External corner cover, variable

Type	Colour	Pack.	Item No.
		pcs	
GK-AH70170RW	Pure white	1	6274 61 0
GK-AH70170CW	Cream	1	6274 61 1
GK-AH70170LGR	Light grey	1	6274 61 2



Rapid 80 plastic device installation trunking systems

Trunking height 70 mm, trunking width 170 mm

External corner				
Type	Colour	Pack.	Item No.	
		pcs		
GK-A70170RW	Pure white	1	6274 71 0	
GK-A70170CW	Cream	1	6274 71 1	
GK-A70170LGR	Light grey	1	6274 71 2	
GK-A70170GR	Stone grey	1	6274 71 6	

External corner cover, smooth				
Type	Colour	Pack.	Item No.	
		pcs		
GK-OTGARW	Pure white	2	6274 79 0	
GK-OTGACW	Cream	2	6274 79 1	
GK-OTGALGR	Light grey	2	6274 79 2	
GK-OTGAGR	Stone grey	2	6274 79 6	

External corner cover, fluted				
Type	Colour	Pack.	Item No.	
		pcs		
GK-OTKARW	Pure white	2	6274 89 0	
GK-OTKACW	Cream	2	6274 89 1	
GK-OTKALGR	Light grey	2	6274 89 2	

Flat angle cover				
Type	Colour	Pack.	Item No.	
		pcs		
GK-FH70170RW	Pure white	1	6274 62 0	
GK-FH70170CW	Cream	1	6274 62 1	
GK-FH70170LGR	Light grey	1	6274 62 2	

Flat angle				
Type	Colour	Pack.	Item No.	
		pcs		
GK-F70170RW	Pure white	1	6274 72 0	
GK-F70170CW	Cream	1	6274 72 1	
GK-F70170LGR	Light grey	1	6274 72 2	
GK-F70170GR	Stone grey	1	6274 72 6	

Flat angle cover, smooth				
Type	Colour	Pack.	Item No.	
		pcs		
GK-OTGFRW	Pure white	1	6274 49 0	
GK-OTGFCW	Cream	1	6274 49 1	
GK-OTGFLGR	Light grey	1	6274 49 2	
GK-OTGFGR	Stone grey	1	6274 49 6	

Flat angle cover, fluted				
Type	Colour	Pack.	Item No.	
		pcs		
GK-OTKFRW	Pure white	1	6274 59 0	
GK-OTKFCW	Cream	1	6274 59 1	
GK-OTKFLGR	Light grey	1	6274 59 2	

Internal corner cover, variable				
Type	Colour	Pack.	Item No.	
		pcs		
GK-IH70170RW	Pure white	1	6274 64 0	
GK-IH70170CW	Cream	1	6274 64 1	
GK-IH70170LGR	Light grey	1	6274 64 2	

Internal corner				
Type	Colour	Pack.	Item No.	
		pcs		
GK-I70170RW	Pure white	1	6274 74 0	
GK-I70170CW	Cream	1	6274 74 1	
GK-I70170LGR	Light grey	1	6274 74 2	
GK-I70170GR	Stone grey	1	6274 74 6	

T piece				
Type	Colour	Pack.	Item No.	
		pcs		
GK-T70170RW	Pure white	1	6274 76 0	
GK-T70170CW	Cream	1	6274 76 1	
GK-T70170LGR	Light grey	1	6274 76 2	
GK-T70170GR	Stone grey	1	6274 76 6	

End piece				
Type	Colour	Pack.	Item No.	
		pcs		
GK-E70170RW	Pure white	1	6274 77 0	
GK-E70170CW	Cream	1	6274 77 1	
GK-E70170LGR	Light grey	1	6274 77 2	
GK-E70170GR	Stone grey	1	6274 77 6	
GK-E70170WA	White aluminium	1	6274 77 4	

Partition				
Type	Length	Pack.	Item No.	
	mm	m		
GK-TW70	2000	40	6274 90 0	

Duct clamp			
Type	Pack.	Item No.	
	pcs		
KL80A	20	6288 64 0	

LFS






**Rapid 80 sheet steel device
installation trunking systems**



Rapid 80 sheet steel device installation trunking systems


Trunking height 70 and 90 mm, trunking width 110 mm

Device installation trunking, height 70 mm




Type	Colour	Length mm	Pack. m	Item No.
GS-S70110RW	Pure white	2000	12	6277 00 0
GS-S70110CW	Cream	2000	12	6277 00 1
GS-S70110LGR	Light grey	2000	12	6277 00 2

Device installation trunking, height 90 mm




Type	Colour	Length mm	Pack. m	Item No.
GS-S90110RW	Pure white	2000	10	6277 10 0
GS-S90110CW	Cream	2000	10	6277 10 1
GS-S90110LGR	Light grey	2000	10	6277 10 2

Coupling, trunking height 70 mm




Type	Width mm	Length mm	Pack. PU	Item No.
GS-KUP70	70	120	1	6277 29 0

Coupling, trunking height 90 mm




Type	Width mm	Length mm	Pack. PU	Item No.
GS-KUP90	—	120	1	6277 29 4

Accessory mounting box, single




Type	Colour	Pack. pcs	Item No.
71GD6	Iron grey	5	6288 61 0

Accessory mounting box, double




Type	Colour	Pack. pcs	Item No.
71GD7	Iron grey	2	6288 61 1

Strain relief




Type	Pack. pcs	Item No.
7ZE	50	6288 79 0

Trunking cover, sheet steel, 80 mm system opening




Type	Colour	Length mm	Pack. m	Item No.
GS-OTRW	Pure white	2000	2	6279 85 0
GS-OTCW	Cream	2000	2	6279 85 1
GS-OTLGR	Light grey	2000	2	6279 85 2

Locking bracket




Type	Pack. pcs	Item No.
RKV3V	20	6288 70 0

Trunking cover, smooth plastic, 80 mm system opening




Type	Colour	Length mm	Pack. m	Item No.
GK-OTGRW	Pure white	2000	16	6278 68 0
GK-OTGCW	Cream	2000	16	6278 68 1
GK-OTGLGR	Light grey	2000	16	6278 68 2

Trunking cover, fluted plastic, 80 mm system opening




Type	Colour	Length mm	Pack. m	Item No.
GK-OTKRW	Pure white	2000	16	6278 78 0
GK-OTKCW	Cream	2000	16	6278 78 1
GK-OTKLGR	Light grey	2000	16	6278 78 2

Joint cover, trunking height 70 mm



Type	Colour	Pack. pcs	Item No.
G-SVS70110RW	Pure white	1	6279 76 0
G-SVS70110CW	Cream	1	6279 76 1
G-SVS70110LGR	Light grey	1	6279 76 2

Joint cover, trunking height 90 mm




Type	Colour	Pack. pcs	Item No.
G-SVS90110RW	Pure white	1	6279 77 6
G-SVS90110CW	Cream	1	6279 77 7
G-SVS90110LGR	Light grey	1	6279 77 8

External corner cover, variable, trunking height 70 mm




Type	Colour	Pack. pcs	Item No.
GK-AH70110RW	Pure white	1	6274 21 0
GK-AH70110CW	Cream	1	6274 21 1
GK-AH70110LGR	Light grey	1	6274 21 2

External corner, trunking height 70 mm




Type	Colour	Pack. pcs	Item No.
GS-SA70110RW	Pure white	1	6277 01 0
GS-SA70110CW	Cream	1	6277 01 1
GS-SA70110LGR	Light grey	1	6277 01 2

External corner, trunking height 90 mm




Type	Colour	Pack. pcs	Item No.
GS-SA90110RW	Pure white	1	6277 11 0
GS-SA90110CW	Cream	1	6277 11 1
GS-SA90110LGR	Light grey	1	6277 11 2

External corner cover, sheet steel, 80 mm system opening



Type	Colour	Pack. pcs	Item No.
GS-OTARW	Pure white	1	6279 87 0
GS-OTACW	Cream	1	6279 87 1
GS-OTALGR	Light grey	1	6279 87 2

Plastic external corner cover, smooth




Type	Colour	Pack. pcs	Item No.
GK-OTGARW	Pure white	2	6274 79 0
GK-OTGACW	Cream	2	6274 79 1
GK-OTGALGR	Light grey	2	6274 79 2



Rapid 80 sheet steel device installation trunking systems


Trunking height 70 and 90 mm, trunking width 110 mm

Plastic external corner cover, fluted




Type	Colour	Pack.	Item No.
		pcs	
GK-OTKARW	Pure white	2	6274 89 0
GK-OTKACW	Cream	2	6274 89 1
GK-OTKALGR	Light grey	2	6274 89 2

Flat angle cover, trunking height 70 mm




Type	Colour	Pack.	Item No.
		pcs	
GK-FH70110RW	Pure white	1	6274 22 0
GK-FH70110CW	Cream	1	6274 22 1
GK-FH70110LGR	Light grey	1	6274 22 2

Flat angle, trunking height 70 mm




Type	Colour	Pack.	Item No.
		pcs	
GS-SFS70110RW	Pure white	1	6277 02 0
GS-SFS70110CW	Cream	1	6277 02 1
GS-SFS70110LGR	Light grey	1	6277 02 2

Flat angle, trunking height 90 mm




Type	Colour	Pack.	Item No.
		pcs	
GS-SFS90110RW	Pure white	1	6277 12 0
GS-SFS90110CW	Cream	1	6277 12 1
GS-SFS90110LGR	Light grey	1	6277 12 2

Flat angle cover, sheet steel, 80 mm system opening




Type	Colour	Pack.	Item No.
		pcs	
GS-OTFRW	Pure white	1	6279 86 0
GS-OTFCW	Cream	1	6279 86 1
GS-OTFLGR	Light grey	1	6279 86 2

Plastic flat angle cover, smooth




Type	Colour	Pack.	Item No.
		pcs	
GK-OTGFRW	Pure white	1	6274 49 0
GK-OTGFCW	Cream	1	6274 49 1
GK-OTGFLGR	Light grey	1	6274 49 2

Plastic flat angle cover, fluted




Type	Colour	Pack.	Item No.
		pcs	
GK-OTKFRW	Pure white	1	6274 59 0
GK-OTKFCW	Cream	1	6274 59 1
GK-OTKFLGR	Light grey	1	6274 59 2

Internal corner cover, variable, trunking height 70 mm




Type	Colour	Pack.	Item No.
		pcs	
GK-IH70110RW	Pure white	1	6274 24 0
GK-IH70110CW	Cream	1	6274 24 1
GK-IH70110LGR	Light grey	1	6274 24 2

Internal corner, trunking height 70 mm




Type	Colour	Pack.	Item No.
		pcs	
GS-SI70110RW	Pure white	1	6277 04 0
GS-SI70110CW	Cream	1	6277 04 1
GS-SI70110LGR	Light grey	1	6277 04 2

Internal corner, trunking height 90 mm




Type	Colour	Pack.	Item No.
		pcs	
GS-SI90110RW	Pure white	1	6277 14 0
GS-SI90110CW	Cream	1	6277 14 1
GS-SI90110LGR	Light grey	1	6277 14 2

T piece, trunking height 70 mm




Type	Colour	Pack.	Item No.
		pcs	
GS-ST70110RW	Pure white	1	6277 06 0
GS-ST70110CW	Cream	1	6277 06 1
GS-ST70110LGR	Light grey	1	6277 06 2

T piece, trunking height 90 mm




Type	Colour	Pack.	Item No.
		pcs	
GS-ST90110RW	Pure white	1	6277 16 0
GS-ST90110CW	Cream	1	6277 16 1
GS-ST90110LGR	Light grey	1	6277 16 2

End piece, trunking height 70 mm




Type	Colour	Pack.	Item No.
		pcs	
GS-E70110RW	Pure white	1	6277 07 0
GS-E70110CW	Cream	1	6277 07 1
GS-E70110LGR	Light grey	1	6277 07 2

End piece, trunking height 90 mm




Type	Colour	Pack.	Item No.
		pcs	
GS-E90110RW	Pure white	1	6277 17 0
GS-E90110CW	Cream	1	6277 17 1
GS-E90110LGR	Light grey	1	6277 17 2

Sheet steel partition, trunking height 70 mm




Type	Length	Suitable for trunking depth	Pack.	Item No.
	mm		m	
GS-TW70	2000	70	2	6277 09 0

Sheet steel partition, trunking height 90 mm




Type	Length	Suitable for trunking depth	Pack.	Item No.
	mm		m	
GS-TW90	2000	90	2	6277 09 5

Duct clamp



Type	Pack.	Item No.
	pcs	
KL80A	20	6288 64 0

Protective conductor connection bracket




Type	Pack.	Item No.
	pcs	
8AWR	10	6288 70 4

Rapid 80 sheet steel device installation trunking systems


Trunking height 70 and 90 mm, trunking width 130 mm

Device installation trunking, height 70 mm




Type	Colour	Length mm	Pack. m	Item No.
GS-S70130RW	Pure white	2000	12	6277 20 0
GS-S70130CW	Cream	2000	12	6277 20 1
GS-S70130LGR	Light grey	2000	12	6277 20 2

Device installation trunking, height 90 mm




Type	Colour	Length mm	Pack. m	Item No.
GS-S90130RW	Pure white	2000	8	6277 30 0
GS-S90130CW	Cream	2000	8	6277 30 1
GS-S90130LGR	Light grey	2000	8	6277 30 2

Coupling, trunking height 70 mm




Type	Width mm	Length mm	Pack. PU	Item No.
GS-KUP70	70	120	1	6277 29 0

Coupling, trunking height 90 mm




Type	Width mm	Length mm	Pack. PU	Item No.
GS-KUP90	—	120	1	6277 29 4

Accessory mounting box, single




Type	Colour	Pack. pcs	Item No.
71GD6	Iron grey	5	6288 61 0

Accessory mounting box, double




Type	Colour	Pack. pcs	Item No.
71GD7	Iron grey	2	6288 61 1

Strain relief




Type	Pack. pcs	Item No.
7ZE	50	6288 79 0

Trunking cover, sheet steel, 80 mm system opening




Type	Colour	Length mm	Pack. m	Item No.
GS-OTRW	Pure white	2000	2	6279 85 0
GS-OTCW	Cream	2000	2	6279 85 1
GS-OTLGR	Light grey	2000	2	6279 85 2

Locking bracket




Type	Pack. pcs	Item No.
RKV3V	20	6288 70 0

Trunking cover, smooth plastic, 80 mm system opening




Type	Colour	Length mm	Pack. m	Item No.
GK-OTGRW	Pure white	2000	16	6278 68 0
GK-OTGCW	Cream	2000	16	6278 68 1
GK-OTGLGR	Light grey	2000	16	6278 68 2

Trunking cover, fluted plastic, 80 mm system opening




Type	Colour	Length mm	Pack. m	Item No.
GK-OTKRW	Pure white	2000	16	6278 78 0
GK-OTKCW	Cream	2000	16	6278 78 1
GK-OTKLGR	Light grey	2000	16	6278 78 2

Joint cover, trunking height 70 mm



Type	Colour	Pack. pcs	Item No.
G-SVS70130RW	Pure white	1	6279 76 4
G-SVS70130CW	Cream	1	6279 76 5
G-SVS70130LGR	Light grey	1	6279 76 6

Joint cover, trunking height 90 mm




Type	Colour	Pack. pcs	Item No.
G-SVS90130RW	Pure white	1	6279 78 0
G-SVS90130CW	Cream	1	6279 78 1
G-SVS90130LGR	Light grey	1	6279 78 2

External corner cover, variable, trunking height 70 mm




Type	Colour	Pack. pcs	Item No.
GK-AH70130RW	Pure white	1	6274 41 0
GK-AH70130CW	Cream	1	6274 41 1
GK-AH70130LGR	Light grey	1	6274 41 2

External corner, trunking height 70 mm




Type	Colour	Pack. pcs	Item No.
GS-SA70130RW	Pure white	1	6277 21 0
GS-SA70130CW	Cream	1	6277 21 1
GS-SA70130LGR	Light grey	1	6277 21 2

External corner, trunking height 90 mm




Type	Colour	Pack. pcs	Item No.
GS-SA90130RW	Pure white	1	6277 31 0
GS-SA90130CW	Cream	1	6277 31 1
GS-SA90130LGR	Light grey	1	6277 31 2

External corner cover, sheet steel, 80 mm system opening



Type	Colour	Pack. pcs	Item No.
GS-OTARW	Pure white	1	6279 87 0
GS-OTACW	Cream	1	6279 87 1
GS-OTALGR	Light grey	1	6279 87 2

Plastic external corner cover, smooth




Type	Colour	Pack. pcs	Item No.
GK-OTGARW	Pure white	2	6274 79 0
GK-OTGACW	Cream	2	6274 79 1
GK-OTGALGR	Light grey	2	6274 79 2



Rapid 80 sheet steel device installation trunking systems


Trunking height 70 and 90 mm, trunking width 130 mm

Plastic external corner cover, fluted




Type	Colour	Pack.	Item No.
		pcs	
GK-OTKARW	Pure white	2	6274 89 0
GK-OTKACW	Cream	2	6274 89 1
GK-OTKALGR	Light grey	2	6274 89 2

Flat angle cover, trunking height 70 mm




Type	Colour	Pack.	Item No.
		pcs	
GK-FH70130RW	Pure white	1	6274 42 0
GK-FH70130CW	Cream	1	6274 42 1
GK-FH70130LGR	Light grey	1	6274 42 2

Flat angle, trunking height 70 mm




Type	Colour	Pack.	Item No.
		pcs	
GS-SFS70130RW	Pure white	1	6277 22 0
GS-SFS70130CW	Cream	1	6277 22 1
GS-SFS70130LGR	Light grey	1	6277 22 2

Flat angle, trunking height 90 mm




Type	Colour	Pack.	Item No.
		pcs	
GS-SFS90130RW	Pure white	1	6277 32 0
GS-SFS90130CW	Cream	1	6277 32 1
GS-SFS90130LGR	Light grey	1	6277 32 2

Flat angle cover, sheet steel, 80 mm system opening




Type	Colour	Pack.	Item No.
		pcs	
GS-OTFRW	Pure white	1	6279 86 0
GS-OTFCW	Cream	1	6279 86 1
GS-OTFLGR	Light grey	1	6279 86 2

Plastic flat angle cover, smooth




Type	Colour	Pack.	Item No.
		pcs	
GK-OTGFRW	Pure white	1	6274 49 0
GK-OTGFCW	Cream	1	6274 49 1
GK-OTGFLGR	Light grey	1	6274 49 2

Plastic flat angle cover, fluted




Type	Colour	Pack.	Item No.
		pcs	
GK-OTKFRW	Pure white	1	6274 59 0
GK-OTKFCW	Cream	1	6274 59 1
GK-OTKFLGR	Light grey	1	6274 59 2

Internal corner cover, variable, trunking height 70 mm




Type	Colour	Pack.	Item No.
		pcs	
GK-IH70130RW	Pure white	1	6274 44 0
GK-IH70130CW	Cream	1	6274 44 1
GK-IH70130LGR	Light grey	1	6274 44 2

Internal corner, trunking height 70 mm




Type	Colour	Pack.	Item No.
		pcs	
GS-SI70130RW	Pure white	1	6277 24 0
GS-SI70130CW	Cream	1	6277 24 1
GS-SI70130LGR	Light grey	1	6277 24 2

Internal corner, trunking height 90 mm




Type	Colour	Pack.	Item No.
		pcs	
GS-SI90130RW	Pure white	1	6277 34 0
GS-SI90130CW	Cream	1	6277 34 1
GS-SI90130LGR	Light grey	1	6277 34 2

T piece, trunking height 70 mm




Type	Colour	Pack.	Item No.
		pcs	
GS-ST70130RW	Pure white	1	6277 26 0
GS-ST70130CW	Cream	1	6277 26 1
GS-ST70130LGR	Light grey	1	6277 26 2

T piece, trunking height 90 mm




Type	Colour	Pack.	Item No.
		pcs	
GS-ST90130RW	Pure white	1	6277 36 0
GS-ST90130CW	Cream	1	6277 36 1
GS-ST90130LGR	Light grey	1	6277 36 2

End piece, trunking height 70 mm




Type	Colour	Pack.	Item No.
		pcs	
GS-E70130RW	Pure white	1	6277 27 0
GS-E70130CW	Cream	1	6277 27 1
GS-E70130LGR	Light grey	1	6277 27 2

End piece, trunking height 90 mm




Type	Colour	Pack.	Item No.
		pcs	
GS-E90130RW	Pure white	1	6277 37 0
GS-E90130CW	Cream	1	6277 37 1
GS-E90130LGR	Light grey	1	6277 37 2

Sheet steel partition, trunking height 70 mm




Type	Length	Suitable for trunking depth	Pack.	Item No.
	mm		m	
GS-TW70	2000	70	2	6277 09 0

Sheet steel partition, trunking height 90 mm




Type	Length	Suitable for trunking depth	Pack.	Item No.
	mm		m	
GS-TW90	2000	90	2	6277 09 5

Duct clamp



Type	Pack.	Item No.
	pcs	
KL80A	20	6288 64 0

Protective conductor connection bracket




Type	Pack.	Item No.
	pcs	
8AWR	10	6288 70 4

Rapid 80 sheet steel device installation trunking systems


Trunking height 70 and 90 mm, trunking width 130 mm, asymmetrical

Device installation trunking, height 70 mm




Type	Colour	Length	Pack.	Item No.
		mm	m	
GS-A70130RW	Pure white	2000	12	6277 40 0
GS-A70130CW	Cream	2000	12	6277 40 1
GS-A70130LGR	Light grey	2000	12	6277 40 2

Device installation trunking, height 90 mm




Type	Colour	Length	Pack.	Item No.
		mm	m	
GS-A90130RW	Pure white	2000	8	6277 50 0
GS-A90130CW	Cream	2000	8	6277 50 1
GS-A90130LGR	Light grey	2000	8	6277 50 2

Coupling, trunking height 70 mm




Type	Width	Length	Pack.	Item No.
	mm	mm	PU	
GS-KUP70	70	120	1	6277 29 0

Coupling, trunking height 90 mm




Type	Width	Length	Pack.	Item No.
	mm	mm	PU	
GS-KUP90	-	120	1	6277 29 4

Accessory mounting box, single




Type	Colour	Pack.	Item No.
		pcs	
71GD6	Iron grey	5	6288 61 0

Accessory mounting box, double




Type	Colour	Pack.	Item No.
		pcs	
71GD7	Iron grey	2	6288 61 1

Strain relief




Type	Pack.	Item No.
	pcs	
7ZE	50	6288 79 0

Trunking cover, sheet steel, 80 mm system opening




Type	Colour	Length	Pack.	Item No.
		mm	m	
GS-OTRW	Pure white	2000	2	6279 85 0
GS-OTCW	Cream	2000	2	6279 85 1
GS-OTLGR	Light grey	2000	2	6279 85 2

Locking bracket




Type	Pack.	Item No.
	pcs	
RKV3V	20	6288 70 0

Trunking cover, smooth plastic, 80 mm system opening




Type	Colour	Length	Pack.	Item No.
		mm	m	
GK-OTGRW	Pure white	2000	16	6278 68 0
GK-OTGCW	Cream	2000	16	6278 68 1
GK-OTGLGR	Light grey	2000	16	6278 68 2

Trunking cover, fluted plastic, 80 mm system opening




Type	Colour	Length	Pack.	Item No.
		mm	m	
GK-OTKRW	Pure white	2000	16	6278 78 0
GK-OTKCW	Cream	2000	16	6278 78 1
GK-OTKLGR	Light grey	2000	16	6278 78 2

Joint cover, trunking height 70 mm



Type	Colour	Pack.	Item No.
		pcs	
G-SVS70130RW	Pure white	1	6279 76 4
G-SVS70130CW	Cream	1	6279 76 5
G-SVS70130LGR	Light grey	1	6279 76 6

Joint cover, trunking height 90 mm




Type	Colour	Pack.	Item No.
		pcs	
G-SVS90130RW	Pure white	1	6279 78 0
G-SVS90130CW	Cream	1	6279 78 1
G-SVS90130LGR	Light grey	1	6279 78 2

External corner cover, variable, trunking height 70 mm




Type	Colour	Pack.	Item No.
		pcs	
GK-AH70130RW	Pure white	1	6274 41 0
GK-AH70130CW	Cream	1	6274 41 1
GK-AH70130LGR	Light grey	1	6274 41 2

External corner, trunking height 70 mm




Type	Colour	Pack.	Item No.
		pcs	
GS-AA70130RW	Pure white	1	6277 41 0
GS-AA70130CW	Cream	1	6277 41 1
GS-AA70130LGR	Light grey	1	6277 41 2

External corner, trunking height 90 mm




Type	Colour	Pack.	Item No.
		pcs	
GS-AA90130RW	Pure white	1	6277 51 0
GS-AA90130CW	Cream	1	6277 51 1
GS-AA90130LGR	Light grey	1	6277 51 2

External corner cover, sheet steel, 80 mm system opening



Type	Colour	Pack.	Item No.
		pcs	
GS-OTARW	Pure white	1	6279 87 0
GS-OTACW	Cream	1	6279 87 1
GS-OTALGR	Light grey	1	6279 87 2

Plastic external corner cover, smooth




Type	Colour	Pack.	Item No.
		pcs	
GK-OTGARW	Pure white	2	6274 79 0
GK-OTGACW	Cream	2	6274 79 1
GK-OTGALGR	Light grey	2	6274 79 2



Rapid 80 sheet steel device installation trunking systems


Trunking height 70 and 90 mm, trunking width 130 mm, asymmetrical

Plastic external corner cover, fluted




Type	Colour	Pack.	Item No.
		pcs	
GK-OTKARW	Pure white	2	6274 89 0
GK-OTKACW	Cream	2	6274 89 1
GK-OTKALGR	Light grey	2	6274 89 2

Flat angle cover, trunking height 70 mm




Type	Colour	Pack.	Item No.
		pcs	
GK-FH70130RW	Pure white	1	6274 42 0
GK-FH70130CW	Cream	1	6274 42 1

Flat angle, rising, trunking height 70 mm




Type	Colour	Pack.	Item No.
		pcs	
GS-AFS70130RW	Pure white	1	6277 42 0
GS-AFS70130CW	Cream	1	6277 42 1
GS-AFS70130LGR	Light grey	1	6277 42 2

Flat angle, rising, trunking height 90 mm




Type	Colour	Pack.	Item No.
		pcs	
GS-AFS90130RW	Pure white	1	6277 52 0
GS-AFS90130CW	Cream	1	6277 52 1
GS-AFS90130LGR	Light grey	1	6277 52 2

Flat angle, falling, trunking height 70 mm




Type	Colour	Pack.	Item No.
		pcs	
GS-AFF70130RW	Pure white	1	6277 43 0
GS-AFF70130CW	Cream	1	6277 43 1
GS-AFF70130LGR	Light grey	1	6277 43 2

Flat angle, falling, trunking height 90 mm




Type	Colour	Pack.	Item No.
		pcs	
GS-AFF90130RW	Pure white	1	6277 53 0
GS-AFF90130CW	Cream	1	6277 53 1
GS-AFF90130LGR	Light grey	1	6277 53 2

Flat angle cover, sheet steel, 80 mm system opening




Type	Colour	Pack.	Item No.
		pcs	
GS-OTFRW	Pure white	1	6279 86 0
GS-OTFCW	Cream	1	6279 86 1
GS-OTFLGR	Light grey	1	6279 86 2

Plastic flat angle cover, smooth




Type	Colour	Pack.	Item No.
		pcs	
GK-OTGFRW	Pure white	1	6274 49 0
GK-OTGFCW	Cream	1	6274 49 1
GK-OTGFLGR	Light grey	1	6274 49 2

Plastic flat angle cover, fluted




Type	Colour	Pack.	Item No.
		pcs	
GK-OTKFRW	Pure white	1	6274 59 0
GK-OTKFCW	Cream	1	6274 59 1
GK-OTKFLGR	Light grey	1	6274 59 2

Internal corner cover, variable, trunking depth 70 mm




Type	Colour	Pack.	Item No.
		pcs	
GK-IH70130RW	Pure white	1	6274 44 0
GK-IH70130CW	Cream	1	6274 44 1
GK-IH70130LGR	Light grey	1	6274 44 2

Internal corner, trunking height 70 mm




Type	Colour	Pack.	Item No.
		pcs	
GS-AI70130RW	Pure white	1	6277 44 0
GS-AI70130CW	Cream	1	6277 44 1
GS-AI70130LGR	Light grey	1	6277 44 2

Internal corner, trunking height 90 mm




Type	Colour	Pack.	Item No.
		pcs	
GS-AI90130RW	Pure white	1	6277 54 0
GS-AI90130CW	Cream	1	6277 54 1
GS-AI90130LGR	Light grey	1	6277 54 2

T piece, trunking height 70 mm




Type	Colour	Pack.	Item No.
		pcs	
GS-AT70130RW	Pure white	1	6277 46 0
GS-AT70130CW	Cream	1	6277 46 1
GS-AT70130LGR	Light grey	1	6277 46 2

T piece, trunking height 90 mm




Type	Colour	Pack.	Item No.
		pcs	
GS-AT90130RW	Pure white	1	6277 56 0
GS-AT90130CW	Cream	1	6277 56 1
GS-AT90130LGR	Light grey	1	6277 56 2

End piece, trunking height 70 mm




Type	Colour	Pack.	Item No.
		pcs	
GS-E70130RW	Pure white	1	6277 27 0
GS-E70130CW	Cream	1	6277 27 1
GS-E70130LGR	Light grey	1	6277 27 2

End piece, trunking height 90 mm




Type	Colour	Pack.	Item No.
		pcs	
GS-E90130RW	Pure white	1	6277 37 0
GS-E90130CW	Cream	1	6277 37 1
GS-E90130LGR	Light grey	1	6277 37 2

Sheet steel partition, trunking height 70 mm



Type	Length/Suitable for trunking depth	Pack.	Item No.
	mm	m	
GS-TW70	2000 70	2	6277 09 0

Sheet steel partition, trunking height 90 mm




Type	Length/Suitable for trunking depth	Pack.	Item No.
	mm	m	
GS-TW90	2000 90	2	6277 09 5

Rapid 80 sheet steel device installation trunking systems


Trunking height 70 and 90 mm, trunking width 130 mm, asymmetrical

Duct clamp



Type	Pack.	Item No.
KL80A	20 pcs	6288 64 0


Protective conductor connection bracket



Type	Pack.	Item No.
8AWR	10 pcs	6288 70 4


Trunking height 70 and 90 mm, trunking width 170 mm

Device installation trunking, height 70 mm




Type	Colour	Length	Pack.	Item No.
		mm	m	
GS-S70170RW	Pure white	2000	8	6277 60 0
GS-S70170CW	Cream	2000	8	6277 60 1
GS-S70170LGR	Light grey	2000	8	6277 60 2

Device installation trunking, height 90 mm




Type	Colour	Length	Pack.	Item No.
		mm	m	
GS-S90170RW	Pure white	2000	6	6277 70 0
GS-S90170CW	Cream	2000	6	6277 70 1
GS-S90170LGR	Light grey	2000	6	6277 70 2

Coupling, trunking height 70 mm




Type	Width	Length	Pack.	Item No.
	mm	mm	PU	
GS-KUP70	70	120	1	6277 29 0

Coupling, trunking depth 90 mm




Type	Width	Length	Pack.	Item No.
	mm	mm	PU	
GS-KUP90	—	120	1	6277 29 4

Accessory mounting box, single




Type	Colour	Pack.	Item No.
		pcs	
71GD6	Iron grey	5	6288 61 0

Accessory mounting box, double




Type	Colour	Pack.	Item No.
		pcs	
71GD7	Iron grey	2	6288 61 1

Strain relief




Type	Pack.	Item No.
	pcs	
ZZE	50	6288 79 0

Trunking cover, sheet steel, 80 mm system opening




Type	Colour	Length	Pack.	Item No.
		mm	m	
GS-OTRW	Pure white	2000	2	6279 85 0
GS-OTCW	Cream	2000	2	6279 85 1
GS-OTLGR	Light grey	2000	2	6279 85 2

Locking bracket




Type	Pack.	Item No.
	pcs	
RKV3V	20	6288 70 0

Trunking cover, smooth plastic, 80 mm system opening




Type	Colour	Length	Pack.	Item No.
		mm	m	
GK-OTGRW	Pure white	2000	16	6278 68 0
GK-OTGCW	Cream	2000	16	6278 68 1
GK-OTGLGR	Light grey	2000	16	6278 68 2

Trunking cover, fluted plastic, 80 mm system opening




Type	Colour	Length	Pack.	Item No.
		mm	m	
GK-OTKRW	Pure white	2000	16	6278 78 0
GK-OTKCW	Cream	2000	16	6278 78 1
GK-OTKLGR	Light grey	2000	16	6278 78 2

Joint cover, trunking height 70 mm




Type	Colour	Pack.	Item No.
		pcs	
G-SVS70170RW	Pure white	1	6279 76 8
G-SVS70170CW	Cream	1	6279 76 9
G-SVS70170LGR	Light grey	1	6279 77 0

Joint cover, trunking height 90 mm




Type	Colour	Pack.	Item No.
		pcs	
G-SVS90170RW	Pure white	1	6279 78 4
G-SVS90170CW	Cream	1	6279 78 5
G-SVS90170LGR	Light grey	1	6279 78 6

External corner cover, variable, trunking height 70 mm



Type	Colour	Pack.	Item No.
		pcs	
GK-AH70170RW	Pure white	1	6274 61 0
GK-AH70170CW	Cream	1	6274 61 1
GK-AH70170LGR	Light grey	1	6274 61 2

External corner, trunking height 70 mm




Type	Colour	Pack.	Item No.
		pcs	
GS-SA70170RW	Pure white	1	6277 61 0
GS-SA70170CW	Cream	1	6277 61 1
GS-SA70170LGR	Light grey	1	6277 61 2



Rapid 80 sheet steel device installation trunking systems


Trunking height 70 and 90 mm, trunking width 170 mm

External corner, trunking height 90 mm




Type	Colour	Pack.	Item No.
		pcs	
GS-SA90170RW	Pure white	1	6277 71 0
GS-SA90170CW	Cream	1	6277 71 1
GS-SA90170LGR	Light grey	1	6277 71 2

External corner cover, sheet steel, 80 mm system opening




Type	Colour	Pack.	Item No.
		pcs	
GS-OTARW	Pure white	1	6279 87 0
GS-OTACW	Cream	1	6279 87 1
GS-OTALGR	Light grey	1	6279 87 2

Plastic external corner cover, smooth




Type	Colour	Pack.	Item No.
		pcs	
GK-OTGARW	Pure white	2	6274 79 0
GK-OTGACW	Cream	2	6274 79 1
GK-OTGALGR	Light grey	2	6274 79 2

Plastic external corner cover, fluted




Type	Colour	Pack.	Item No.
		pcs	
GK-OTKARW	Pure white	2	6274 89 0
GK-OTKACW	Cream	2	6274 89 1
GK-OTKALGR	Light grey	2	6274 89 2

Flat angle cover, trunking height 70 mm




Type	Colour	Pack.	Item No.
		pcs	
GK-FH70170RW	Pure white	1	6274 62 0
GK-FH70170CW	Cream	1	6274 62 1
GK-FH70170LGR	Light grey	1	6274 62 2

Flat angle, trunking height 70 mm




Type	Colour	Pack.	Item No.
		pcs	
GS-SFS70170RW	Pure white	1	6277 62 0
GS-SFS70170CW	Cream	1	6277 62 1
GS-SFS70170LGR	Light grey	1	6277 62 2

Flat angle, trunking height 90 mm




Type	Colour	Pack.	Item No.
		pcs	
GS-SFS90170RW	Pure white	1	6277 72 0
GS-SFS90170CW	Cream	1	6277 72 1
GS-SFS90170LGR	Light grey	1	6277 72 2

Flat angle cover, sheet steel, 80 mm system opening




Type	Colour	Pack.	Item No.
		pcs	
GS-OTFRW	Pure white	1	6279 86 0
GS-OTFCW	Cream	1	6279 86 1
GS-OTFLGR	Light grey	1	6279 86 2

Plastic flat angle cover, smooth




Type	Colour	Pack.	Item No.
		pcs	
GK-OTGFRW	Pure white	1	6274 49 0
GK-OTGFCW	Cream	1	6274 49 1
GK-OTGFLGR	Light grey	1	6274 49 2

Plastic flat angle cover, fluted




Type	Colour	Pack.	Item No.
		pcs	
GK-OTKFRW	Pure white	1	6274 59 0
GK-OTKFCW	Cream	1	6274 59 1
GK-OTKFLGR	Light grey	1	6274 59 2

Internal corner cover, variable, trunking height 70 mm




Type	Colour	Pack.	Item No.
		pcs	
GK-IH70170RW	Pure white	1	6274 64 0
GK-IH70170CW	Cream	1	6274 64 1
GK-IH70170LGR	Light grey	1	6274 64 2

Internal corner, trunking height 70 mm




Type	Colour	Pack.	Item No.
		pcs	
GS-SI70170RW	Pure white	1	6277 64 0
GS-SI70170CW	Cream	1	6277 64 1
GS-SI70170LGR	Light grey	1	6277 64 2

Internal corner, trunking height 90 mm




Type	Colour	Pack.	Item No.
		pcs	
GS-SI90170RW	Pure white	1	6277 74 0
GS-SI90170CW	Cream	1	6277 74 1
GS-SI90170LGR	Light grey	1	6277 74 2

T piece, trunking height 70 mm




Type	Colour	Pack.	Item No.
		pcs	
GS-ST70170RW	Pure white	1	6277 66 0
GS-ST70170CW	Cream	1	6277 66 1
GS-ST70170LGR	Light grey	1	6277 66 2

T piece, trunking height 90 mm




Type	Colour	Pack.	Item No.
		pcs	
GS-ST90170RW	Pure white	1	6277 76 0
GS-ST90170CW	Cream	1	6277 76 1
GS-ST90170LGR	Light grey	1	6277 76 2

End piece, trunking height 70 mm




Type	Colour	Pack.	Item No.
		pcs	
GS-E70170RW	Pure white	1	6277 67 0
GS-E70170CW	Cream	1	6277 67 1
GS-E70170LGR	Light grey	1	6277 67 2

End piece, trunking height 90 mm



Type	Colour	Pack.	Item No.
		pcs	
GS-E90170RW	Pure white	1	6277 77 0
GS-E90170CW	Cream	1	6277 77 1
GS-E90170LGR	Light grey	1	6277 77 2

Sheet steel partition, trunking height 70 mm




Type	Length/Suitable for trunking depth	Pack.	Item No.
	mm	m	
GS-TW70	2000 70	2	6277 09 0

Rapid 80 sheet steel device installation trunking systems


Trunking height 70 and 90 mm, trunking width 170 mm

Sheet steel partition, trunking height 90 mm




Type	Length	Suitable for trunking depth	Pack.	Item No.
	mm		m	
GS-TW90	2000	90	2	6277 09 5

Duct clamp



Type	Pack.	Item No.
	pcs	
KL80A	20	6288 64 0


Protective conductor connection bracket



Type	Pack.	Item No.
	pcs	
8AWR	10	6288 70 4


Trunking height 70 and 90 mm, trunking width 170 mm, asymmetrical

Device installation trunking, height 70 mm




Type	Colour	Length	Pack.	Item No.
		mm	m	
GS-A70170RW	Pure white	2000	8	6277 80 0
GS-A70170CW	Cream	2000	8	6277 80 1
GS-A70170LGR	Light grey	2000	8	6277 80 2

Device installation trunking, height 90 mm




Type	Colour	Length	Pack.	Item No.
		mm	m	
GS-A90170RW	Pure white	2000	6	6277 90 0
GS-A90170CW	Cream	2000	6	6277 90 1
GS-A90170LGR	Light grey	2000	6	6277 90 2

Coupling, trunking height 70 mm




Type	Width	Length	Pack.	Item No.
	mm	mm	PU	
GS-KUP70	70	120	1	6277 29 0

Coupling, trunking height 90 mm




Type	Width	Length	Pack.	Item No.
	mm	mm	PU	
GS-KUP90	-	120	1	6277 29 4

Accessory mounting box, single




Type	Colour	Pack.	Item No.
		pcs	
71GD6	Iron grey	5	6288 61 0

Accessory mounting box, double




Type	Colour	Pack.	Item No.
		pcs	
71GD7	Iron grey	2	6288 61 1

Strain relief




Type	Pack.	Item No.
	pcs	
7ZE	50	6288 79 0

Trunking cover, sheet steel, 80 mm system opening




Type	Colour	Length	Pack.	Item No.
		mm	m	
GS-OTRW	Pure white	2000	2	6279 85 0
GS-OTCW	Cream	2000	2	6279 85 1
GS-OTLGR	Light grey	2000	2	6279 85 2

Locking bracket




Type	Pack.	Item No.
	pcs	
RKV3V	20	6288 70 0

Trunking cover, smooth plastic, 80 mm system opening




Type	Colour	Length	Pack.	Item No.
		mm	m	
GK-OTGRW	Pure white	2000	16	6278 68 0
GK-OTGCW	Cream	2000	16	6278 68 1
GK-OTGLGR	Light grey	2000	16	6278 68 2

Trunking cover, fluted plastic, 80 mm system opening




Type	Colour	Length	Pack.	Item No.
		mm	m	
GK-OTKRW	Pure white	2000	16	6278 78 0
GK-OTKCW	Cream	2000	16	6278 78 1
GK-OTKLGR	Light grey	2000	16	6278 78 2

Joint cover, trunking height 70 mm




Type	Colour	Pack.	Item No.
		pcs	
G-SVS70170RW	Pure white	1	6279 76 8
G-SVS70170CW	Cream	1	6279 76 9
G-SVS70170LGR	Light grey	1	6279 77 0

Joint cover, trunking height 90 mm




Type	Colour	Pack.	Item No.
		pcs	
G-SVS90170RW	Pure white	1	6279 78 4
G-SVS90170LGR	Light grey	1	6279 78 6
G-SVS90170CW	Cream	1	6279 78 5

External corner cover, variable, trunking height 70 mm



Type	Colour	Pack.	Item No.
		pcs	
GK-AH70170RW	Pure white	1	6274 61 0
GK-AH70170CW	Cream	1	6274 61 1
GK-AH70170LGR	Light grey	1	6274 61 2

External corner, trunking height 70 mm




Type	Colour	Pack.	Item No.
		pcs	
GS-AA70170RW	Pure white	1	6277 81 0
GS-AA70170CW	Cream	1	6277 81 1
GS-AA70170LGR	Light grey	1	6277 81 2



Rapid 80 sheet steel device installation trunking systems


Trunking height 70 and 90 mm, trunking width 170 mm, asymmetrical

External corner, trunking height 90 mm




Type	Colour	Pack.	Item No.
		pcs	
GS-AA90170RW	Pure white	1	6277 91 0
GS-AA90170CW	Cream	1	6277 91 1
GS-AA90170LGR	Light grey	1	6277 91 2

External corner cover, sheet steel, 80 mm system opening




Type	Colour	Pack.	Item No.
		pcs	
GS-OTARW	Pure white	1	6279 87 0
GS-OTACW	Cream	1	6279 87 1
GS-OTALGR	Light grey	1	6279 87 2

Plastic external corner cover, smooth




Type	Colour	Pack.	Item No.
		pcs	
GK-OTGARW	Pure white	2	6274 79 0
GK-OTGACW	Cream	2	6274 79 1
GK-OTGALGR	Light grey	2	6274 79 2

Plastic external corner cover, fluted




Type	Colour	Pack.	Item No.
		pcs	
GK-OTKARW	Pure white	2	6274 89 0
GK-OTKACW	Cream	2	6274 89 1
GK-OTKALGR	Light grey	2	6274 89 2

Flat angle cover, trunking height 70 mm




Type	Colour	Pack.	Item No.
		pcs	
GK-FH70170RW	Pure white	1	6274 62 0
GK-FH70170CW	Cream	1	6274 62 1
GK-FH70170LGR	Light grey	1	6274 62 2

Flat angle, rising, trunking height 70 mm




Type	Colour	Pack.	Item No.
		pcs	
GS-AFS70170RW	Pure white	1	6277 82 0
GS-AFS70170CW	Cream	1	6277 82 1
GS-AFS70170LGR	Light grey	1	6277 82 2

Flat angle, rising, trunking height 90 mm




Type	Colour	Pack.	Item No.
		pcs	
GS-AFS90170RW	Pure white	1	6277 92 0
GS-AFS90170CW	Cream	1	6277 92 1
GS-AFS90170LGR	Light grey	1	6277 92 2

Flat angle, falling, trunking height 70 mm




Type	Colour	Pack.	Item No.
		pcs	
GS-AFF70170RW	Pure white	1	6277 83 0
GS-AFF70170CW	Cream	1	6277 83 1
GS-AFF70170LGR	Light grey	1	6277 83 2

Flat angle, falling, trunking height 90 mm




Type	Colour	Pack.	Item No.
		pcs	
GS-AFF90170RW	Pure white	1	6277 93 0
GS-AFF90170CW	Cream	1	6277 93 1
GS-AFF90170LGR	Light grey	1	6277 93 2

Flat angle cover, sheet steel, 80 mm system opening




Type	Colour	Pack.	Item No.
		pcs	
GS-OTFRW	Pure white	1	6279 86 0
GS-OTFCW	Cream	1	6279 86 1
GS-OTFLGR	Light grey	1	6279 86 2

Plastic flat angle cover, smooth




Type	Colour	Pack.	Item No.
		pcs	
GK-OTGFRW	Pure white	1	6274 49 0
GK-OTGFCW	Cream	1	6274 49 1
GK-OTGFLGR	Light grey	1	6274 49 2

Plastic flat angle cover, fluted




Type	Colour	Pack.	Item No.
		pcs	
GK-OTKFRW	Pure white	1	6274 59 0
GK-OTKFCW	Cream	1	6274 59 1
GK-OTKFLGR	Light grey	1	6274 59 2

Internal corner cover, variable, trunking height 70 mm



Type	Colour	Pack.	Item No.
		pcs	
GK-IH70170RW	Pure white	1	6274 64 0
GK-IH70170CW	Cream	1	6274 64 1
GK-IH70170LGR	Light grey	1	6274 64 2

Internal corner simplified, trunking height 70 mm




Type	Colour	Pack.	Item No.
		pcs	
GS-AI70170RW	Pure white	1	6277 84 0
GS-AI70170CW	Cream	1	6277 84 1
GS-AI70170LGR	Light grey	1	6277 84 2

Internal corner simplified, trunking height 70 mm




Type	Colour	Pack.	Item No.
		pcs	
GS-AI90170RW	Pure white	1	6277 94 0
GS-AI90170CW	Cream	1	6277 94 1
GS-AI90170LGR	Light grey	1	6277 94 2

T piece, trunking height 70 mm




Type	Colour	Pack.	Item No.
		pcs	
GS-AT70170RW	Pure white	1	6277 86 0
GS-AT70170CW	Cream	1	6277 86 1
GS-AT70170LGR	Light grey	1	6277 86 2

T piece, trunking height 90 mm



Type	Colour	Pack.	Item No.
		pcs	
GS-AT90170RW	Pure white	1	6277 96 0
GS-AT90170CW	Cream	1	6277 96 1
GS-AT90170LGR	Light grey	1	6277 96 2

End piece, trunking height 70 mm




Type	Colour	Pack.	Item No.
		pcs	
GS-E70170RW	Pure white	1	6277 67 0
GS-E70170CW	Cream	1	6277 67 1
GS-E70170LGR	Light grey	1	6277 67 2

Rapid 80 sheet steel device installation trunking systems


Trunking height 70 and 90 mm, trunking width 170 mm, asymmetrical

End piece, trunking height 90 mm




Type	Colour	Pack.	Item No.
		pcs	
GS-E90170RW	Pure white	1	6277 77 0
GS-E90170CW	Cream	1	6277 77 1
GS-E90170LGR	Light grey	1	6277 77 2

Sheet steel partition, trunking height 70 mm




Type	Length	Suitable for trunking depth	Pack.	Item No.
	mm		m	
GS-TW70	2000	70	2	6277 09 0

Sheet steel partition, trunking height 90 mm




Type	Length	Suitable for trunking depth	Pack.	Item No.
	mm		m	
GS-TW90	2000	90	2	6277 09 5

Duct clamp



Type	Pack.	Item No.
	pcs	
KL80A	20	6288 64 0


Protective conductor connection bracket



Type	Pack.	Item No.
	pcs	
8AWR	10	6288 70 4


Trunking height 70 and 90 mm, trunking width 170 mm, duoduct

Device installation trunking, height 70 mm




Type	Colour	Length	Pack.	Item No.
		mm	m	
GS-D70170RW	Pure white	2000	8	6278 20 0
GS-D70170CW	Cream	2000	8	6278 20 1
GS-D70170LGR	Light grey	2000	8	6278 20 2

Device installation trunking, height 90 mm




Type	Colour	Length	Pack.	Item No.
		mm	m	
GS-D90170RW	Pure white	2000	6	6278 30 0
GS-D90170CW	Cream	2000	6	6278 30 1
GS-D90170LGR	Light grey	2000	6	6278 30 2

Coupling, trunking height 70 mm




Type	Width	Length	Pack.	Item No.
	mm	mm	PU	
GS-KUP70	70	120	1	6277 29 0

Coupling, trunking height 90 mm




Type	Width	Length	Pack.	Item No.
	mm	mm	PU	
GS-KUP90	—	120	1	6277 29 4

Accessory mounting box, single




Type	Colour	Pack.	Item No.
		pcs	
71GD6	Iron grey	5	6288 61 0

Accessory mounting box, double




Type	Colour	Pack.	Item No.
		pcs	
71GD7	Iron grey	2	6288 61 1

Strain relief




Type	Pack.	Item No.
	pcs	
7ZE	50	6288 79 0

Trunking cover, sheet steel, 80 mm system opening




Type	Colour	Length	Pack.	Item No.
		mm	m	
GS-OTRW	Pure white	2000	2	6279 85 0
GS-OTCW	Cream	2000	2	6279 85 1
GS-OTLGR	Light grey	2000	2	6279 85 2

Trunking cover, sheet steel, 50 mm system opening




Type	Colour	Length	Pack.	Item No.
		mm	m	
GS-OT50RW	Pure white	2000	2	6279 88 0
GS-OT50CW	Cream	2000	2	6279 88 1
GS-OT50LGR	Light grey	2000	2	6279 88 2

Locking bracket




Type	Pack.	Item No.
	pcs	
RKV3V	20	6288 70 0

Joint cover, trunking height 70 mm



Type	Colour	Pack.	Item No.
		pcs	
G-SVS70170RW	Pure white	1	6279 76 8
G-SVS70170CW	Cream	1	6279 76 9
G-SVS70170LGR	Light grey	1	6279 77 0

Joint cover, trunking height 90 mm




Type	Colour	Pack.	Item No.
		pcs	
G-SVS90170RW	Pure white	1	6279 78 4
G-SVS90170CW	Cream	1	6279 78 5
G-SVS90170LGR	Light grey	1	6279 78 6



Rapid 80 sheet steel device installation trunking systems


Trunking height 70 and 90 mm, trunking width 170 mm, duoduct

External corner cover, variable, trunking height 70 mm




Type	Colour	Pack.	Item No.
		pcs	
GK-AH70170RW	Pure white	1	6274 61 0
GK-AH70170CW	Cream	1	6274 61 1
GK-AH70170LGR	Light grey	1	6274 61 2

External corner, trunking height 70 mm




Type	Colour	Pack.	Item No.
		pcs	
GS-DA70170RW	Pure white	1	6278 21 0
GS-DA70170CW	Cream	1	6278 21 1
GS-DA70170LGR	Light grey	1	6278 21 2

External corner, trunking height 90 mm




Type	Colour	Pack.	Item No.
		pcs	
GS-DA90170RW	Pure white	1	6278 31 0
GS-DA90170CW	Cream	1	6278 31 1
GS-DA90170LGR	Light grey	1	6278 31 2

External corner cover, sheet steel, 80 mm system opening




Type	Colour	Pack.	Item No.
		pcs	
GS-OTARW	Pure white	1	6279 87 0
GS-OTACW	Cream	1	6279 87 1
GS-OTALGR	Light grey	1	6279 87 2

External corner cover, sheet steel, 50 mm system opening




Type	Colour	Pack.	Item No.
		pcs	
GS-OT50ARW	Pure white	1	6279 89 0
GS-OT50ACW	Cream	1	6279 89 1
GS-OT50ALGR	Light grey	1	6279 89 2

Flat angle cover, trunking height 70 mm




Type	Colour	Pack.	Item No.
		pcs	
GK-FH70170RW	Pure white	1	6274 62 0
GK-FH70170CW	Cream	1	6274 62 1
GK-FH70170LGR	Light grey	1	6274 62 2

Flat angle, rising, trunking height 70 mm




Type	Colour	Pack.	Item No.
		pcs	
GS-DFS70170RW	Pure white	1	6278 22 0
GS-DFS70170CW	Cream	1	6278 22 1
GS-DFS70170LGR	Light grey	1	6278 22 2

Flat angle, rising, trunking height 90 mm




Type	Colour	Pack.	Item No.
		pcs	
GS-DFS90170RW	Pure white	1	6278 32 0
GS-DFS90170CW	Cream	1	6278 32 1
GS-DFS90170LGR	Light grey	1	6278 32 2

Flat angle, falling, trunking height 70 mm




Type	Colour	Pack.	Item No.
		pcs	
GS-DF70170RW	Pure white	1	6278 23 0
GS-DF70170CW	Cream	1	6278 23 1
GS-DF70170LGR	Light grey	1	6278 23 2

Flat angle, falling, trunking height 90 mm




Type	Colour	Pack.	Item No.
		pcs	
GS-DF90170RW	Pure white	1	6278 33 0
GS-DF90170CW	Cream	1	6278 33 1
GS-DF90170LGR	Light grey	1	6278 33 2

Flat angle cover, sheet steel, 80 mm system opening




Type	Colour	Pack.	Item No.
		pcs	
GS-OTFRW	Pure white	1	6279 86 0
GS-OTFCW	Cream	1	6279 86 1
GS-OTFLGR	Light grey	1	6279 86 2

Flat angle cover, sheet steel, 50 mm system opening




Type	Colour	Pack.	Item No.
		pcs	
GS-OT50FRW	Pure white	1	6279 99 0

Internal corner cover, trunking height 70 mm




Type	Colour	Pack.	Item No.
		pcs	
GK-IH70170RW	Pure white	1	6274 64 0
GK-IH70170CW	Cream	1	6274 64 1
GK-IH70170LGR	Light grey	1	6274 64 2

Internal corner simplified, trunking height 70 mm




Type	Colour	Pack.	Item No.
		pcs	
GS-DI70170RW	Pure white	1	6278 24 0
GS-DI70170CW	Cream	1	6278 24 1
GS-DI70170LGR	Light grey	1	6278 24 2

Internal corner simplified, trunking height 90 mm




Type	Colour	Pack.	Item No.
		pcs	
GS-DI90170RW	Pure white	1	6278 34 0
GS-DI90170CW	Cream	1	6278 34 1
GS-DI90170LGR	Light grey	1	6278 34 2

T piece, trunking height 70 mm




Type	Colour	Pack.	Item No.
		pcs	
GS-DT70170RW	Pure white	1	6278 26 0
GS-DT70170CW	Cream	1	6278 26 1
GS-DT70170LGR	Light grey	1	6278 26 2

T piece, trunking height 90 mm



Type	Colour	Pack.	Item No.
		pcs	
GS-DT90170RW	Pure white	1	6278 36 0
GS-DT90170CW	Cream	1	6278 36 1
GS-DT90170LGR	Light grey	1	6278 36 2

End piece, trunking height 70 mm




Type	Colour	Pack.	Item No.
		pcs	
GS-E70170RW	Pure white	1	6277 67 0
GS-E70170CW	Cream	1	6277 67 1
GS-E70170LGR	Light grey	1	6277 67 2

LFS

Rapid 80 sheet steel device installation trunking systems


Trunking height 70 and 90 mm, trunking width 170 mm, duoduct

End piece, trunking height 90 mm




Type	Colour	Pack.	Item No.
		pcs	
GS-E90170RW	Pure white	1	6277 77 0
GS-E90170CW	Cream	1	6277 77 1
GS-E90170LGR	Light grey	1	6277 77 2

Sheet steel partition, trunking height 70 mm




Type	Length	Suitable for trunking depth	Pack.	Item No.
	mm		m	
GS-TW70	2000	70	2	6277 09 0

Sheet steel partition, trunking height 90 mm




Type	Length	Suitable for trunking depth	Pack.	Item No.
	mm		m	
GS-TW90	2000	90	2	6277 09 5

Duct clamp



Type	Pack.	Item No.
	pcs	
KL80A	20	6288 64 0


Protective conductor connection bracket



Type	Pack.	Item No.
	pcs	
8AWR	10	6288 70 4


Trunking height 70 and 90 mm, trunking width 210 mm, asymmetrical

Device installation trunking, height 70 mm




Type	Colour	Length	Pack.	Item No.
		mm	m	
GS-A70210RW	Pure white	2000	8	6278 00 0
GS-A70210CW	Cream	2000	8	6278 00 1
GS-A70210LGR	Light grey	2000	8	6278 00 2

Device installation trunking, height 90 mm




Type	Colour	Length	Pack.	Item No.
		mm	m	
GS-A90210RW	Pure white	2000	6	6278 10 0
GS-A90210CW	Cream	2000	6	6278 10 1
GS-A90210LGR	Light grey	2000	6	6278 10 2

Coupling, trunking height 70 mm




Type	Width	Length	Pack.	Item No.
	mm	mm	PU	
GS-KUP70	70	120	1	6277 29 0

Coupling, trunking height 90 mm




Type	Width	Length	Pack.	Item No.
	mm	mm	PU	
GS-KUP90	—	120	1	6277 29 4

Accessory mounting box, single




Type	Colour	Pack.	Item No.
		pcs	
71GD6	Iron grey	5	6288 61 0

Accessory mounting box, double




Type	Colour	Pack.	Item No.
		pcs	
71GD7	Iron grey	2	6288 61 1

Strain relief




Type	Pack.	Item No.
	pcs	
7ZE	50	6288 79 0

Trunking cover, sheet steel, 80 mm system opening




Type	Colour	Length	Pack.	Item No.
		mm	m	
GS-OTRW	Pure white	2000	2	6279 85 0
GS-OTCW	Cream	2000	2	6279 85 1
GS-OTLGR	Light grey	2000	2	6279 85 2

Locking bracket




Type	Pack.	Item No.
	pcs	
RKV3V	20	6288 70 0

Trunking cover, smooth plastic, 80 mm system opening




Type	Colour	Length	Pack.	Item No.
		mm	m	
GK-OTGRW	Pure white	2000	16	6278 68 0
GK-OTGCW	Cream	2000	16	6278 68 1
GK-OTGLGR	Light grey	2000	16	6278 68 2

Trunking cover, fluted plastic, 80 mm system opening



Type	Colour	Length	Pack.	Item No.
		mm	m	
GK-OTKRW	Pure white	2000	16	6278 78 0
GK-OTKCW	Cream	2000	16	6278 78 1
GK-OTKLGR	Light grey	2000	16	6278 78 2

Joint cover, trunking height 70 mm




Type	Colour	Pack.	Item No.
		pcs	
G-SVS70210RW	Pure white	1	6279 77 2
G-SVS70210CW	Cream	1	6279 77 3
G-SVS70210LGR	Light grey	1	6279 77 4



Rapid 80 sheet steel device installation trunking systems


Trunking height 70 and 90 mm, trunking width 210 mm, asymmetrical

Joint cover, trunking height 90 mm




Type	Colour	Pack.	Item No.
		pcs	
G-SVS90210RW	Pure white	1	6279 78 8
G-SVS90210CW	Cream	1	6279 78 9
G-SVS90210LGR	Light grey	1	6279 79 0

External corner cover, variable, trunking height 70 mm




Type	Colour	Pack.	Item No.
		pcs	
GK-AH70210RW	Pure white	1	6273 91 0
GK-AH70210CW	Cream	1	6273 91 1
GK-AH70210LGR	Light grey	1	6273 91 2

External corner, duct depth, 70 mm




Type	Colour	Pack.	Item No.
		pcs	
GS-AA70210RW	Pure white	1	6278 01 0
GS-AA70210CW	Cream	1	6278 01 1
GS-AA70210LGR	Light grey	1	6278 01 2

External corner, duct depth, 90 mm




Type	Colour	Pack.	Item No.
		pcs	
GS-AA90210RW	Pure white	1	6278 11 0
GS-AA90210CW	Cream	1	6278 11 1
GS-AA90210LGR	Light grey	1	6278 11 2

External corner cover, sheet steel, 80 mm system opening




Type	Colour	Pack.	Item No.
		pcs	
GS-OTARW	Pure white	1	6279 87 0
GS-OTACW	Cream	1	6279 87 1
GS-OTALGR	Light grey	1	6279 87 2

Plastic external corner cover, smooth




Type	Colour	Pack.	Item No.
		pcs	
GK-OTGARW	Pure white	2	6274 79 0
GK-OTGACW	Cream	2	6274 79 1
GK-OTGALGR	Light grey	2	6274 79 2

Plastic external corner cover, fluted




Type	Colour	Pack.	Item No.
		pcs	
GK-OTKARW	Pure white	2	6274 89 0
GK-OTKACW	Cream	2	6274 89 1
GK-OTKALGR	Light grey	2	6274 89 2

Flat angle cover, trunking height 70 mm




Type	Colour	Pack.	Item No.
		pcs	
GK-FH70210RW	Pure white	1	6273 92 0
GK-FH70210CW	Cream	1	6273 92 1
GK-FH70210LGR	Light grey	1	6273 92 2

Flat angle, rising, trunking height 70 mm




Type	Colour	Pack.	Item No.
		pcs	
GS-AFS70210RW	Pure white	1	6278 02 0
GS-AFS70210CW	Cream	1	6278 02 1
GS-AFS70210LGR	Light grey	1	6278 02 2

Flat angle, rising, trunking height 90 mm




Type	Colour	Pack.	Item No.
		pcs	
GS-AFS90210RW	Pure white	1	6278 12 0
GS-AFS90210CW	Cream	1	6278 12 1
GS-AFS90210LGR	Light grey	1	6278 12 2

Flat angle, falling, trunking height 70 mm




Type	Colour	Pack.	Item No.
		pcs	
GS-AFF70210RW	Pure white	1	6278 03 0
GS-AFF70210CW	Cream	1	6278 03 1
GS-AFF70210LGR	Light grey	1	6278 03 2

Flat angle, falling, trunking height 90 mm




Type	Colour	Pack.	Item No.
		pcs	
GS-AFF90210RW	Pure white	1	6278 13 0
GS-AFF90210CW	Cream	1	6278 13 1
GS-AFF90210LGR	Light grey	1	6278 13 2

Flat angle cover, sheet steel, 80 mm system opening




Type	Colour	Pack.	Item No.
		pcs	
GS-OTFRW	Pure white	1	6279 86 0
GS-OTFCW	Cream	1	6279 86 1
GS-OTFLGR	Light grey	1	6279 86 2

Plastic flat angle cover, smooth




Type	Colour	Pack.	Item No.
		pcs	
GK-OTGFRW	Pure white	1	6274 49 0
GK-OTGFCW	Cream	1	6274 49 1
GK-OTGFLGR	Light grey	1	6274 49 2

Plastic flat angle cover, fluted




Type	Colour	Pack.	Item No.
		pcs	
GK-OTKFRW	Pure white	1	6274 59 0
GK-OTKFCW	Cream	1	6274 59 1
GK-OTKFLGR	Light grey	1	6274 59 2

Internal corner cover, variable, trunking height 70 mm




Type	Colour	Pack.	Item No.
		pcs	
GK-IH70210RW	Pure white	1	6273 94 0
GK-IH70210CW	Cream	1	6273 94 1
GK-IH70210LGR	Light grey	1	6273 94 2

Internal corner simplified, trunking height 70 mm



Type	Colour	Pack.	Item No.
		pcs	
GS-AI70210RW	Pure white	1	6278 05 0
GS-AI70210CW	Cream	1	6278 05 1
GS-AI70210LGR	Light grey	1	6278 05 2

Internal corner simplified, trunking height 90 mm




Type	Colour	Pack.	Item No.
		pcs	
GS-AI90210RW	Pure white	1	6278 14 0
GS-AI90210CW	Cream	1	6278 14 1
GS-AI90210LGR	Light grey	1	6278 14 2

Rapid 80 sheet steel device installation trunking systems


Trunking height 70 and 90 mm, trunking width 210 mm, asymmetrical

T piece, trunking height 70 mm




Type	Colour	Pack.	Item No.
		pcs	
GS-AT70210RW	Pure white	1	6278 06 0
GS-AT70210CW	Cream	1	6278 06 1
GS-AT70210LGR	Light grey	1	6278 06 2

T piece, trunking height 90 mm




Type	Colour	Pack.	Item No.
		pcs	
GS-AT90210RW	Pure white	1	6278 16 0
GS-AT90210CW	Cream	1	6278 16 1
GS-AT90210LGR	Light grey	1	6278 16 2

End piece, trunking height 70 mm




Type	Colour	Pack.	Item No.
		pcs	
GS-E70210RW	Pure white	1	6278 07 0
GS-E70210CW	Cream	1	6278 07 1
GS-E70210LGR	Light grey	1	6278 07 2

End piece, trunking height 90 mm




Type	Colour	Pack.	Item No.
		pcs	
GS-E90210RW	Pure white	1	6278 17 0
GS-E90210CW	Cream	1	6278 17 1
GS-E90210LGR	Light grey	1	6278 17 2

Sheet steel partition, trunking height 70 mm




Type	Length	Suitable for trunking depth	Pack.	Item No.
	mm		m	
GS-TW70	2000	70	2	6277 09 0

Sheet steel partition, trunking height 90 mm




Type	Length	Suitable for trunking depth	Pack.	Item No.
	mm		m	
GS-TW90	2000	90	2	6277 09 5

Duct clamp



Type	Pack.	Item No.
	pcs	
KL80A	20	6288 64 0


Protective conductor connection bracket



Type	Pack.	Item No.
	pcs	
8AWR	10	6288 70 4


Trunking height 70 and 90 mm, trunking width 210 mm, duoduct

Device installation trunking, height 70 mm




Type	Colour	Length	Pack.	Item No.
		mm	m	
GS-D70210CW	Cream	2000	8	6278 40 1
GS-D70210RW	Pure white	2000	8	6278 40 0
GS-D70210LGR	Light grey	2000	8	6278 40 2

Device installation trunking, height 90 mm




Type	Colour	Length	Pack.	Item No.
		mm	m	
GS-D90210RW	Pure white	2000	6	6278 50 0
GS-D90210CW	Cream	2000	6	6278 50 1
GS-D90210LGR	Light grey	2000	6	6278 50 2

Coupling, trunking height 70 mm




Type	Width	Length	Pack.	Item No.
	mm	mm	PU	
GS-KUP70	70	120	1	6277 29 0

Coupling, trunking height 90 mm




Type	Width	Length	Pack.	Item No.
	mm	mm	PU	
GS-KUP90	—	120	1	6277 29 4

Accessory mounting box, single




Type	Colour	Pack.	Item No.
		pcs	
71GD6	Iron grey	5	6288 61 0

Accessory mounting box, double




Type	Colour	Pack.	Item No.
		pcs	
71GD7	Iron grey	2	6288 61 1

Strain relief




Type	Pack.	Item No.
	pcs	
ZZE	50	6288 79 0

Trunking cover, sheet steel, 80 mm system opening



Type	Colour	Length	Pack.	Item No.
		mm	m	
GS-OTRW	Pure white	2000	2	6279 85 0
GS-OTCW	Cream	2000	2	6279 85 1
GS-OTLGR	Light grey	2000	2	6279 85 2

Locking bracket




Type	Pack.	Item No.
	pcs	
RKV3V	20	6288 70 0



Rapid 80 sheet steel device installation trunking systems


Trunking height 70 and 90 mm, trunking width 210 mm, duoduct

Trunking cover, smooth plastic, 80 mm system opening




Type	Colour	Length mm	Pack. m	Item No.
GK-OTGRW	Pure white	2000	16	6278 68 0
GK-OTGCW	Cream	2000	16	6278 68 1
GK-OTGLGR	Light grey	2000	16	6278 68 2

Trunking cover, fluted plastic, 80 mm system opening




Type	Colour	Length mm	Pack. m	Item No.
GK-OTKRW	Pure white	2000	16	6278 78 0
GK-OTKCW	Cream	2000	16	6278 78 1
GK-OTKLGR	Light grey	2000	16	6278 78 2

Joint cover, trunking height 70 mm




Type	Colour	Pack. pcs	Item No.
G-SVS70210RW	Pure white	1	6279 77 2
G-SVS70210CW	Cream	1	6279 77 3
G-SVS70210LGR	Light grey	1	6279 77 4

Joint cover, trunking height 90 mm




Type	Colour	Pack. pcs	Item No.
GK-AH70210RW	Pure white	1	6278 91 0
GK-AH70210CW	Cream	1	6278 91 1
GK-AH70210LGR	Light grey	1	6278 91 2

External corner cover, variable, trunking height 70 mm




Type	Colour	Pack. pcs	Item No.
G-SVS90210RW	Pure white	1	6279 78 8
G-SVS90210CW	Cream	1	6279 78 9
G-SVS90210LGR	Light grey	1	6279 79 0

External corner, trunking height 70 mm




Type	Colour	Pack. pcs	Item No.
GS-DA70210RW	Pure white	1	6278 41 0
GS-DA70210CW	Cream	1	6278 41 1
GS-DA70210LGR	Light grey	1	6278 41 2

External corner, trunking height 90 mm




Type	Colour	Pack. pcs	Item No.
GS-DA90210RW	Pure white	1	6278 51 0
GS-DA90210CW	Cream	1	6278 51 1
GS-DA90210LGR	Light grey	1	6278 51 2

External corner cover, sheet steel, 80 mm system opening




Type	Colour	Pack. pcs	Item No.
GS-OTARW	Pure white	1	6279 87 0
GS-OTACW	Cream	1	6279 87 1
GS-OTALGR	Light grey	1	6279 87 2

Plastic external corner cover, smooth




Type	Colour	Pack. pcs	Item No.
GK-OTGARW	Pure white	2	6274 79 0
GK-OTGACW	Cream	2	6274 79 1
GK-OTGALGR	Light grey	2	6274 79 2

Plastic external corner cover, fluted




Type	Colour	Pack. pcs	Item No.
GK-OTKARW	Pure white	2	6274 89 0
GK-OTKACW	Cream	2	6274 89 1
GK-OTKALGR	Light grey	2	6274 89 2

Flat angle cover, trunking height 70 mm




Type	Colour	Pack. pcs	Item No.
GK-FH70210RW	Pure white	1	6273 92 0
GK-FH70210CW	Cream	1	6273 92 1
GK-FH70210LGR	Light grey	1	6273 92 2

Flat angle, rising, trunking height 70 mm




Type	Colour	Pack. pcs	Item No.
GS-DFS70210RW	Pure white	1	6278 42 0
GS-DFS70210CW	Cream	1	6278 42 1
GS-DFS70210LGR	Light grey	1	6278 42 2

Flat angle, rising, trunking height 90 mm




Type	Colour	Pack. pcs	Item No.
GS-DFS90210RW	Pure white	1	6278 52 0
GS-DFS90210CW	Cream	1	6278 52 1
GS-DFS90210LGR	Light grey	1	6278 52 2

Flat angle, falling, trunking height 70 mm




Type	Colour	Pack. pcs	Item No.
GS-DFF70210RW	Pure white	1	6278 43 0
GS-DFF70210CW	Cream	1	6278 43 1
GS-DFF70210LGR	Light grey	1	6278 43 2

Flat angle, falling, trunking height 90 mm




Type	Colour	Pack. pcs	Item No.
GS-DFF90210RW	Pure white	1	6278 53 0
GS-DFF90210CW	Cream	1	6278 53 1
GS-DFF90210LGR	Light grey	1	6278 53 2

Flat angle cover, sheet steel, 80 mm system opening




Type	Colour	Pack. pcs	Item No.
GS-OTFRW	Pure white	1	6279 86 0
GS-OTFCW	Cream	1	6279 86 1
GS-OTFLGR	Light grey	1	6279 86 2

Plastic flat angle cover, smooth



Type	Colour	Pack. pcs	Item No.
GK-OTGFRW	Pure white	1	6274 49 0
GK-OTGFCW	Cream	1	6274 49 1
GK-OTGFLGR	Light grey	1	6274 49 2

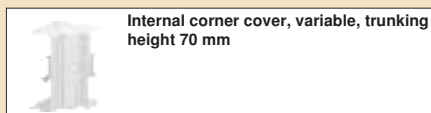
Plastic flat angle cover, fluted



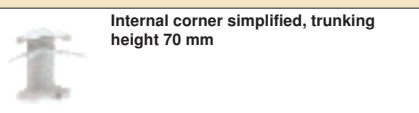
Type	Colour	Pack. pcs	Item No.
GK-OTKFRW	Pure white	1	6274 59 0
GK-OTKFCW	Cream	1	6274 59 1
GK-OTKFLGR	Light grey	1	6274 59 2

Rapid 80 sheet steel device installation trunking systems

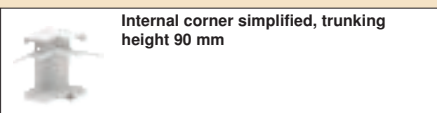
Trunking height 70 and 90 mm, trunking width 210 mm, duoduct



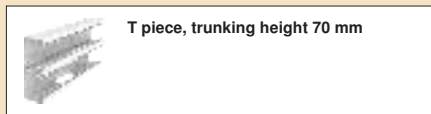
Type	Colour	Pack.	Item No.
		pcs	
GK-IH70210RW	Pure white	1	6273 94 0
GK-IH70210CW	Cream	1	6273 94 1
GK-IH70210LGR	Light grey	1	6273 94 2



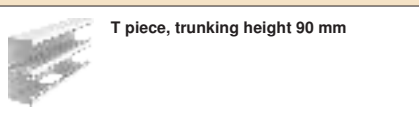
Type	Colour	Pack.	Item No.
		pcs	
GS-DI70210RW	Pure white	1	6278 44 0
GS-DI70210CW	Cream	1	6278 44 1
GS-DI70210LGR	Light grey	1	6278 44 2



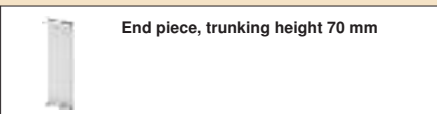
Type	Colour	Pack.	Item No.
		pcs	
GS-DI90210RW	Pure white	1	6278 54 0
GS-DI90210CW	Cream	1	6278 54 1
GS-DI90210LGR	Light grey	1	6278 54 2



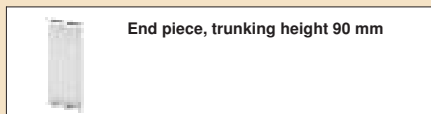
Type	Colour	Pack.	Item No.
		pcs	
GS-DT70210RW	Pure white	1	6278 46 0
GS-DT70210CW	Cream	1	6278 46 1
GS-DT70210LGR	Light grey	1	6278 46 2



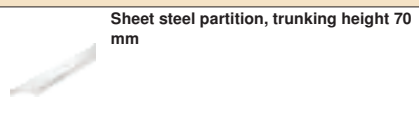
Type	Colour	Pack.	Item No.
		pcs	
GS-DT90210RW	Pure white	1	6278 56 0
GS-DT90210CW	Cream	1	6278 56 1
GS-DT90210LGR	Light grey	1	6278 56 2



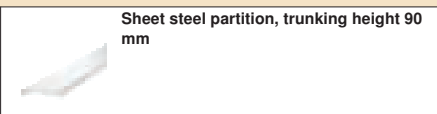
Type	Colour	Pack.	Item No.
		pcs	
GS-E70210RW	Pure white	1	6278 07 0
GS-E70210CW	Cream	1	6278 07 1
GS-E70210LGR	Light grey	1	6278 07 2



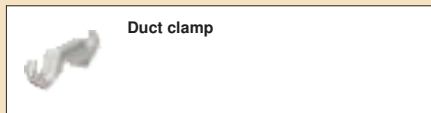
Type	Colour	Pack.	Item No.
		pcs	
GS-E90210RW	Pure white	1	6278 17 0
GS-E90210CW	Cream	1	6278 17 1
GS-E90210LGR	Light grey	1	6278 17 2



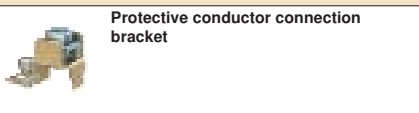
Type	Length	Suitable for trunking depth	Pack.	Item No.
	mm		m	
GS-TW70	2000	70	2	6277 09 0



Type	Length	Suitable for trunking depth	Pack.	Item No.
	mm		m	
GS-TW90	2000	90	2	6277 09 5



Type	Pack.	Item No.
	pcs	
KL80A	20	6288 64 0

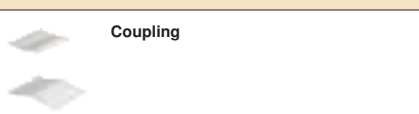


Type	Pack.	Item No.
	pcs	
8AWR	10	6288 70 4

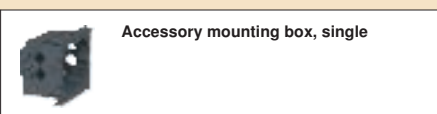
Console trunking, height 133 mm, width 110 mm



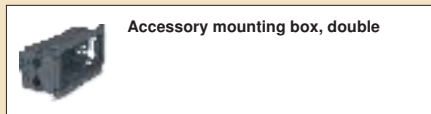
Type	Colour	Length	Pack.	Item No.
		mm	m	
GEK-SA133110P	Pure white	2000	8	6282 70 0
GEK-SA133110P	Cream	2000	8	6282 70 1
GEK-SA133110P	Light grey	2000	8	6282 70 2



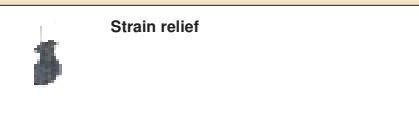
Type	Pack.	Item No.
	pcs	
KUPP	1	6288 68 0



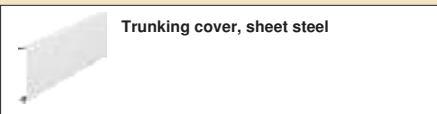
Type	Colour	Pack.	Item No.
		pcs	
71GD6	Iron grey	5	6288 61 0



Type	Colour	Pack.	Item No.
		pcs	
71GD7	Iron grey	2	6288 61 1



Type	Pack.	Item No.
	pcs	
7ZE	50	6288 79 0




Type	Colour	Length	Pack.	Item No.
		mm	m	
GS-OTRW	Pure white	2000	2	6279 85 0
GS-OTCW	Cream	2000	2	6279 85 1
GS-OTLGR	Light grey	2000	2	6279 85 2



Rapid 80 sheet steel device installation trunking systems


Console trunking, height 133 mm, width 110 mm

Locking bracket




Type	Pack.	Item No.
	pcs	
RKV3V	20	6288 70 0

Plastic duct cover, smooth




Type	Colour	Length	Pack.	Item No.
		mm	m	
GK-OTGRW	Pure white	2000	16	6278 68 0
GK-OTGCW	Cream	2000	16	6278 68 1
GK-OTGLGR	Light grey	2000	16	6278 68 2

Plastic duct cover, fluted




Type	Colour	Length	Pack.	Item No.
		mm	m	
GK-OTKRW	Pure white	2000	16	6278 78 0
GK-OTKCW	Cream	2000	16	6278 78 1
GK-OTKLGR	Light grey	2000	16	6278 78 2

External corner




Type	Colour	Pack.	Item No.
		pcs	
GEK-SA110133P	Pure white	1	6282 71 0
GEK-SA110133P	Cream	1	6282 71 1
GEK-SA110133P	Light grey	1	6282 71 2

Sheet steel external corner cover




Type	Colour	Pack.	Item No.
		pcs	
AOP3S80RW	Pure white	1	6287 05 0
AOP3S80CW	Cream	1	6287 05 1
AOP3S80LGR	Light grey	1	6287 05 2

Rising flat angle




Type	Colour	Pack.	Item No.
		pcs	
GEK-SAFS133110P	Pure white	1	6282 72 0
GEK-SAFS133110P	Cream	1	6282 72 1
GEK-SAFS133110P	Light grey	1	6282 72 2

Sheet steel flat angle cover, rising




Type	Colour	Pack.	Item No.
		pcs	
FOOP3SRW	Pure white	1	6287 06 0
FOOP3CW	Cream	1	6287 06 1
FOOP3LGR	Light grey	1	6287 06 2

Falling flat angle




Type	Colour	Pack.	Item No.
		pcs	
GEK-SAFF133110P	Pure white	1	6282 73 0
GEK-SAFF133110P	Cream	1	6282 73 1
GEK-SAFF133110P	Light grey	1	6282 73 2

Sheet steel flat angle cover, falling




Type	Colour	Pack.	Item No.
		pcs	
FUOP3RW	Pure white	1	6282 07 0
FUOP3CW	Cream	1	6282 07 1
FUOP3LGR	Light grey	1	6282 07 2

Internal corner




Type	Colour	Pack.	Item No.
		pcs	
GEK-SAIS133110P	Pure white	1	6282 74 0
GEK-SAIS133110P	Cream	1	6282 74 1
GEK-SAIS133110P	Light grey	1	6282 74 2

Sheet steel internal corner cover




Type	Colour	Pack.	Item No.
		pcs	
IOP3RW	Pure white	1	6287 08 0
IOP3CW	Cream	1	6287 08 1
IOP3LGR	Light grey	1	6287 08 2

End piece, left




Type	Colour	Pack.	Item No.
		pcs	
GEK-SE133110P	Pure white	1	6282 87 0
GEK-SE133110P	Cream	1	6282 87 1
GEK-SE133110P	Light grey	1	6282 87 2

End piece, right




Type	Colour	Pack.	Item No.
		pcs	
GEK-SE133110P	Pure white	1	6282 77 0
GEK-SE133110P	Cream	1	6282 77 1
GEK-SE133110P	Light grey	1	6282 77 2

Partition



Type	Colour	Length	Pack.	Item No.
		mm	m	
TWP	—	2000	2	6288 26 4

Protective conductor connection bracket



Type	Pack.	Item No.
	pcs	
8AWR	10	6288 70 4






Rapid 80 aluminium device installation trunking systems



Rapid 80 aluminium device installation trunking systems


Trunking height 70 mm, trunking width 110 mm

Device installation trunking, height 70 mm




Type	Colour	Length	Pack.	Item No.
		mm	m	
GA-S70110EL	—	2000	12	6279 20 3
GA-S70110RW	Pure white	2000	12	6279 20 0

Coupling, trunking height 70 mm




Type	Pack.	Item No.
	PU	
GA-KUP70	1	6279 70 1

Accessory mounting box, single




Type	Colour	Pack.	Item No.
		pcs	
71GD6	Iron grey	5	6288 61 0

Accessory mounting box, double




Type	Colour	Pack.	Item No.
		pcs	
71GD7	Iron grey	2	6288 61 1

Strain relief




Type	Pack.	Item No.
	pcs	
7ZE	50	6288 79 0

Cover




Type	Material symbol	Length	Pack.	Item No.
		mm	m	
GA-OTRW	Al	2000	2	6279 72 0
GA-OTEL	Al	2000	2	6279 72 3

Locking bracket




Type	Pack.	Item No.
	pcs	
RKV3V	20	6288 70 0

External corner




Type	Colour	Pack.	Item No.
		pcs	
GA-SA70110EL	—	1	6279 21 3
GA-SA70110RW	Pure white	1	6279 21 0

External corner cover




Type	Colour	Pack.	Item No.
		pcs	
GA-OTARW	Pure white	1	6279 72 5
GA-OTAEL	—	1	6279 72 7

Flat angle




Type	Colour	Pack.	Item No.
		pcs	
GA-SF70110EL	—	1	6279 22 3
GA-SF70110RW	Pure white	1	6279 22 0

Flat angle cover




Type	Colour	Pack.	Item No.
		pcs	
GA-OTFRW	Pure white	1	6279 73 4
GA-OTFEL	—	1	6279 73 6

Internal corner




Type	Colour	Pack.	Item No.
		pcs	
GA-SI70110EL	—	1	6279 24 3
GA-SI70110RW	Pure white	1	6279 24 0

T piece




Type	Colour	Pack.	Item No.
		pcs	
GA-ST70110EL	—	1	6279 26 3
GA-ST70110RW	Pure white	1	6279 26 0

End piece aluminium




Type	Colour	Pack.	Item No.
		pcs	
GA-E70110EL	—	1	6279 27 3
GA-E70110RW	Pure white	1	6279 27 0

End piece PVC




Type	Colour	Pack.	Item No.
		pcs	
GK-E70110WA	White aluminium	1	6274 37 4
GK-E70110RW	Pure white	1	6274 37 0

Partition, trunking height 70 mm




Type	Length	Pack.	Item No.
	mm	m	
GA-TW70	2000	2	6279 71 1

Duct clamp



Type	Pack.	Item No.
	pcs	
KL80A	20	6288 64 0

Protective conductor connection bracket




Type	Pack.	Item No.
	pcs	
8AWR	10	6288 70 4



Rapid 80 aluminium device installation trunking systems


Trunking height 70 and 90 mm, trunking width 130 mm

Device installation trunking, height 70 mm




Type	Colour	Length	Pack.	Item No.
		mm	m	
GA-S70130EL	—	2000	12	6279 30 3
GA-S70130RW	Pure white	2000	12	6279 30 0

Device installation trunking, height 90 mm




Type	Colour	Length	Pack.	Item No.
		mm	m	
GA-S90130EL	—	2000	8	6276 90 3
GA-S90130RW	Pure white	2000	8	6276 90 0

Coupling, trunking height 70 mm




Type	Pack.	Item No.
	PU	
GA-KUP70	1	6279 70 1

Coupling, trunking height 90 mm




Type	Pack.	Item No.
	PU	
GA-KUP90	1	6279 70 4

Accessory mounting box, single




Type	Colour	Pack.	Item No.
		pcs	
71GD6	Iron grey	5	6288 61 0

Accessory mounting box, double




Type	Colour	Pack.	Item No.
		pcs	
71GD7	Iron grey	2	6288 61 1

Strain relief




Type	Pack.	Item No.
	pcs	
7ZE	50	6288 79 0

Cover




Type	Material symbol	Length	Pack.	Item No.
		mm	m	
GA-OTRW	Al	2000	2	6279 72 0
GA-OTEL	Al	2000	2	6279 72 3

External corner, trunking height 70 mm




Type	Colour	Pack.	Item No.
		pcs	
GA-SA70130EL	—	1	6279 31 3
GA-SA70130RW	Pure white	1	6279 31 0

External corner, trunking height 90 mm




Type	Colour	Pack.	Item No.
		pcs	
GA-SA90130EL	—	1	6276 91 3
GA-SA90130RW	Pure white	1	6276 91 0

External corner cover




Type	Colour	Pack.	Item No.
		pcs	
GA-OTARW	Pure white	1	6279 72 5
GA-OTAEI	—	1	6279 72 7

Flat angle, trunking height 70 mm




Type	Colour	Pack.	Item No.
		pcs	
GA-SF70130EL	—	1	6279 32 3
GA-SF70130RW	Pure white	1	6279 32 0

Flat angle, trunking height 90 mm




Type	Colour	Pack.	Item No.
		pcs	
GA-SF90130EL	—	1	6276 92 3
GA-SF90130RW	Pure white	1	6276 92 0

Flat angle cover




Type	Colour	Pack.	Item No.
		pcs	
GA-OTFRW	Pure white	1	6279 73 4
GA-OTFEL	—	1	6279 73 6

Internal corner, trunking height 70 mm




Type	Colour	Pack.	Item No.
		pcs	
GA-SI70130EL	—	1	6279 34 3
GA-SI70130RW	Pure white	1	6279 34 0

Internal corner, trunking height 90 mm




Type	Colour	Pack.	Item No.
		pcs	
GA-SI90130EL	—	1	6276 94 3
GA-SI90130RW	Pure white	1	6276 94 0

T piece, trunking height 70 mm




Type	Colour	Pack.	Item No.
		pcs	
GA-ST70130EL	—	1	6279 36 3
GA-ST70130RW	Pure white	1	6279 36 0

T piece, trunking height 90 mm




Type	Colour	Pack.	Item No.
		pcs	
GA-ST90130EL	—	1	6276 96 3
GA-ST90130RW	Pure white	1	6276 96 0

End piece aluminium, trunking height 70 mm




Type	Colour	Pack.	Item No.
		pcs	
GA-E70130EL	—	1	6279 37 3
GA-E70130RW	Pure white	1	6279 37 0

End piece aluminium, trunking height 90 mm



Type	Colour	Pack.	Item No.
		pcs	
GA-E90130EL	—	1	6276 97 3
GA-E90130RW	Pure white	1	6276 97 0

End piece PVC, trunking height 70 mm




Type	Colour	Pack.	Item No.
		pcs	
GK-E70130WA	White aluminium	1	6274 57 4
GK-E70130RW	Pure white	1	6274 57 0

LFS

Rapid 80 aluminium device installation trunking systems


Trunking height 70 and 90 mm, trunking width 130 mm

Locking bracket




Type	Pack.	Item No.
RKV3V	20 pcs	6288 70 0

Partition, trunking height 70 mm




Type	Length	Pack.	Item No.
GA-TW70	2000 mm	2 m	6279 71 1

Partition, trunking height 90 mm




Type	Pack.	Item No.
GA-TW90	2 m	6279 71 4

Duct clamp



Type	Pack.	Item No.
KL80A	20 pcs	6288 64 0


Protective conductor connection bracket



Type	Pack.	Item No.
8AWR	10 pcs	6288 70 4


Trunking height 70 mm, trunking width 170 mm

Device installation trunking, height 70 mm




Type	Colour	Length	Pack.	Item No.
GA-S70170EL	–	2000 mm	8 m	6279 10 3
GA-S70170RW	Pure white	2000	8	6279 10 0

Coupling, trunking height 70 mm




Type	Pack.	Item No.
GA-KUP70	1 PU	6279 70 1

Accessory mounting box, single




Type	Colour	Pack.	Item No.
71GD6	Iron grey	5 pcs	6288 61 0

Accessory mounting box, double




Type	Colour	Pack.	Item No.
71GD7	Iron grey	2 pcs	6288 61 1

Strain relief




Type	Pack.	Item No.
7ZE	50 pcs	6288 79 0

Cover




Type	Material symbol	Length	Pack.	Item No.
GA-OTRW	Al	2000 mm	2 m	6279 72 0
GA-OTEL	Al	2000	2	6279 72 3

Locking bracket




Type	Pack.	Item No.
RKV3V	20 pcs	6288 70 0

External corner




Type	Colour	Pack.	Item No.
GA-SA70170EL	–	1 pcs	6279 11 3
GA-SA70170RW	Pure white	1	6279 11 0

External corner cover




Type	Colour	Pack.	Item No.
GA-OTARW	Pure white	1 pcs	6279 72 5
GA-OTAEAL	–	1	6279 72 7

Flat angle




Type	Colour	Pack.	Item No.
GA-SF70170EL	–	1 pcs	6279 12 3
GA-SF70170RW	Pure white	1	6279 12 1

Flat angle cover




Type	Colour	Pack.	Item No.
GA-OTFRW	Pure white	1 pcs	6279 73 4
GA-OTFEL	–	1	6279 73 6

Internal corner




Type	Colour	Pack.	Item No.
GA-SI70170EL	–	1 pcs	6279 14 3
GA-SI70170RW	Pure white	1	6279 14 0

T piece




Type	Colour	Pack.	Item No.
GA-ST70170EL	–	1 pcs	6279 16 3
GA-ST70170RW	Pure white	1	6279 16 0

End piece aluminium



Type	Colour	Pack.	Item No.
GA-E70170EL	–	1 pcs	6279 47 3
GA-ET70170RW	Pure white	1	6279 47 0

End piece PVC




Type	Colour	Pack.	Item No.
GK-E70170WA	White aluminium	1 pcs	6274 77 4
GK-E70170RW	Pure white	1	6274 77 0



Rapid 80 aluminium device installation trunking systems


Trunking height 70 mm, trunking width 170 mm

Partition, trunking height 70 mm




Type	Length	Pack.	Item No.
	mm	m	
GA-TW70	2000	2	6279 71 1

Duct clamp



Type	Pack.	Item No.
	pcs	
KL80A	20	6288 64 0


Protective conductor connection bracket



Type	Pack.	Item No.
	pcs	
8AWR	10	6288 70 4


Trunking height 70 and 90 mm, trunking width 170 mm, asymmetrical

Device installation trunking, height 70 mm




Type	Colour	Length	Pack.	Item No.
		mm	m	
GA-A70170EL	—	2000	8	6279 40 3
GA-A70170RW	Pure white	2000	8	6279 40 0

Device installation trunking, height 90 mm




Type	Colour	Length	Pack.	Item No.
		mm	m	
GA-A90170EL	—	2000	6	6279 50 3
GA-A90170RW	Pure white	2000	6	6279 50 0

Coupling, trunking height 70 mm




Type	Pack.	Item No.
	PU	
GA-KUP70	1	6279 70 1

Coupling, trunking height 90 mm




Type	Pack.	Item No.
	PU	
GA-KUP90	1	6279 70 4

Accessory mounting box, single




Type	Colour	Pack.	Item No.
		pcs	
71GD6	Iron grey	5	6288 61 0

Accessory mounting box, double




Type	Colour	Pack.	Item No.
		pcs	
71GD7	Iron grey	2	6288 61 1

Strain relief




Type	Pack.	Item No.
	pcs	
7ZE	50	6288 79 0

Cover




Type	Material symbol	Length	Pack.	Item No.
		mm	m	
GA-OTRW	Al	2000	2	6279 72 0
GA-OTEL	Al	2000	2	6279 72 3

Locking bracket




Type	Pack.	Item No.
	pcs	
RKV3V	20	6288 70 0

External corner, trunking height 70 mm




Type	Colour	Pack.	Item No.
		pcs	
GA-AA70170EL	—	1	6279 41 3
GA-AA70170RW	Pure white	1	6279 41 0

External corner, trunking height 90 mm




Type	Colour	Pack.	Item No.
		pcs	
GA-AA90170EL	—	1	6279 51 3
GA-AA90170RW	Pure white	1	6279 51 0

External corner cover




Type	Colour	Pack.	Item No.
		pcs	
GA-OTARW	Pure white	1	6279 72 5
GA-OTAEAL	—	1	6279 72 7

Flat angle, rising, trunking height 70 mm




Type	Colour	Pack.	Item No.
		pcs	
GA-AFS70170EL	—	1	6279 42 3
GA-AFS70170RW	Pure white	1	6279 42 0

Flat angle, rising, trunking height 90 mm




Type	Colour	Pack.	Item No.
		pcs	
GA-AFS90170EL	—	1	6279 52 3
GA-AFS90170RW	Pure white	1	6279 52 0

Flat angle, falling, trunking height 70 mm




Type	Colour	Pack.	Item No.
		pcs	
GA-AFF70170EL	—	1	6279 43 3
GA-AFF70170RW	Pure white	1	6279 43 0

Flat angle, falling, trunking height 90 mm




Type	Colour	Pack.	Item No.
		pcs	
GA-AFF90170EL	—	1	6279 53 3
GA-AFF90170RW	Pure white	1	6279 53 0

Flat angle cover



Type	Colour	Pack.	Item No.
		pcs	
GA-OTFRW	Pure white	1	6279 73 4
GA-OTFEL	—	1	6279 73 6

Internal corner, trunking height 70 mm




Type	Colour	Pack.	Item No.
		pcs	
GA-AI70170EL	—	1	6279 44 3
GA-AI70170RW	Pure white	1	6279 44 0

Rapid 80 aluminium device installation trunking systems


Trunking height 70 and 90 mm, trunking width 170 mm, asymmetrical

Internal corner, trunking height 90 mm




Type	Colour	Pack.	Item No.
		pcs	
GA-AI90170EL	—	1	6279 54 3
GA-AI90170RW	Pure white	1	6279 54 0

T piece, trunking height 70 mm




Type	Colour	Pack.	Item No.
		pcs	
GA-AT70170EL	—	1	6279 46 3
GA-AT70170RW	Pure white	1	6279 46 0

T piece, trunking height 90 mm




Type	Colour	Pack.	Item No.
		pcs	
GA-AT90170EL	—	1	6279 56 3
GA-AT90170RW	Pure white	1	6279 56 0

End piece aluminium, trunking height 70 mm




Type	Colour	Pack.	Item No.
		pcs	
GA-E70170EL	—	1	6279 47 3
GA-ET70170RW	Pure white	1	6279 47 0

End piece aluminium, trunking height 90 mm




Type	Colour	Pack.	Item No.
		pcs	
GA-E90170EL	—	1	6279 57 3
GA-E90170RW	Pure white	1	6279 57 0

End piece PVC, trunking height 70 mm




Type	Colour	Pack.	Item No.
		pcs	
GK-E70170WA	White aluminium	1	6274 77 4
GK-E70170RW	Pure white	1	6274 77 0

Partition, trunking height 70 mm




Type	Length	Pack.	Item No.
	mm	m	
GA-TW70	2000	2	6279 71 1

Partition, trunking height 90 mm




Type	Pack.	Item No.
	m	
GA-TW90	2	6279 71 4

Duct clamp



Type	Pack.	Item No.
	pcs	
KL80A	20	6288 64 0


Protective conductor connection bracket



Type	Pack.	Item No.
	pcs	
8AWR	10	6288 70 4


Trunking height 90 mm, trunking width 210 mm, duoduct

Device installation trunking, height 90 mm




Type	Colour	Length	Pack.	Item No.
		mm	m	
GA-D90210EL	—	2000	6	6279 60 3
GA-D90210RW	Pure white	2000	6	6279 60 0

Coupling, trunking height 90 mm




Type	Pack.	Item No.
	PU	
GA-KUP90	1	6279 70 4

Accessory mounting box, single




Type	Colour	Pack.	Item No.
		pcs	
71GD6	Iron grey	5	6288 61 0

Accessory mounting box, double




Type	Colour	Pack.	Item No.
		pcs	
71GD7	Iron grey	2	6288 61 1

Strain relief




Type	Pack.	Item No.
	pcs	
7ZE	50	6288 79 0

Cover




Type	Material	Length	Pack.	Item No.
	symbol	mm	m	
GA-OTRW	Al	2000	2	6279 72 0
GA-OTEL	Al	2000	2	6279 72 3

Locking bracket




Type	Pack.	Item No.
	pcs	
RKV3V	20	6288 70 0

External corner, trunking height 90 mm



Type	Colour	Pack.	Item No.
		pcs	
GA-DA90210EL	—	1	6279 61 3
GA-DA90210RW	Pure white	1	6279 61 0

External corner cover




Type	Colour	Pack.	Item No.
		pcs	
GA-OTARW	Pure white	1	6279 72 5
GA-OTAEAL	—	1	6279 72 7

Rapid 80 aluminium device installation trunking systems


Trunking height 90 mm, trunking width 210 mm, duoduct

Flat angle, trunking height 90 mm




Type	Colour	Pack.	Item No.
		pcs	
GA-DF90210EL	—	1	6279 62 3
GA-DF90210RW	Pure white	1	6279 62 0

Flat angle cover




Type	Colour	Pack.	Item No.
		pcs	
GA-OTFRW	Pure white	1	6279 73 4
GA-OTFEL	—	1	6279 73 6

Internal corner, trunking height 90 mm




Type	Colour	Pack.	Item No.
		pcs	
GA-DI90210EL	—	1	6279 64 3
GA-DI90210RW	Pure white	1	6279 64 0

T piece, trunking height 90 mm




Type	Colour	Pack.	Item No.
		pcs	
GA-DT90210EL	—	1	6279 66 3
GA-DT90210RW	Pure white	1	6279 66 0

End piece, trunking height 90 mm




Type	Colour	Pack.	Item No.
		pcs	
GA-E90210EL	—	1	6279 67 3
GA-E90210RW	Pure white	1	6279 67 0

Partition, trunking height 70 mm




Type	Length	Pack.	Item No.
	mm	m	
GA-TW70	2000	2	6279 71 1

Partition, trunking height 90 mm




Type	Pack.	Item No.
	m	
GA-TW90	2	6279 71 4

Duct clamp



Type	Pack.	Item No.
	pcs	
KL80A	20	6288 64 0


Protective conductor connection bracket



Type	Pack.	Item No.
	pcs	
8AWR	10	6288 70 4


GAD Design device installation trunking

Design device installation trunking




Type	Length	Dimension W x H	Pack.	Item No.
	mm	mm	m	
GAD UEL	2000	140 x 114	2	6115 77 5

Swing trunking cover, design trunking




Type	Length	Pack.	Item No.
	mm	pcs	
OT GAD Swing EL	1000	1	6115 82 5

Soft trunking cover, design trunking




Type	Length	Pack.	Item No.
	mm	pcs	
OT GAD Soft EL	1000	1	6115 83 5

Style trunking cover, design trunking




Type	Length	Pack.	Item No.
	mm	pcs	
OT GAD Style EL	1000	1	6115 84 5

External corner, design trunking




Type	Pack.	Item No.
	pcs	
GAD AEL	1	6115 78 9

External corner cover Swing




Type	Pack.	Item No.
	pcs	
OT A Swing EL	1	6115 85 1

External corner cover Soft




Type	Pack.	Item No.
	pcs	
OT A Soft EL	1	6115 85 5

External corner cover Style




Type	Pack.	Item No.
	pcs	
OT A Style EL	1	6115 86 5

Internal corner, design trunking




Type	Pack.	Item No.
	pcs	
GAD IEL	1	6115 79 5

Internal corner cover, Swing




Type	Pack.	Item No.
	pcs	
OT I Swing EL	1	6115 87 5

Internal corner cover, Soft



Type	Pack.	Item No.
	pcs	
OT I Soft EL	1	6115 88 5

Internal corner cover, Style




Type	Pack.	Item No.
	pcs	
OT I Style EL	1	6115 89 5

Rapid 80 aluminium device installation trunking systems


GAD Design device installation trunking

End piece, Swing, left




Type	Pack.	Item No.
GAD EL Swing EL	1	6115 91 5

End piece, Swing, right




Type	Pack.	Item No.
GAD ER Swing EL	1	6115 92 5

End piece, Soft, left




Type	Pack.	Item No.
GAD EL Soft EL	1	6115 93 5

End piece, Soft, right




Type	Pack.	Item No.
GAD ER Soft EL	1	6115 94 5

End piece, Style, left




Type	Pack.	Item No.
GAD EL Style EL	1	6115 95 5

End piece, Style, right




Type	Pack.	Item No.
GAD ER Style EL	1	6115 96 5

Cover adapter




Type	Colour	Pack.	Item No.
GAD OTA	Graphite black	5	6115 97 5

Spacer




Type	Colour	Pack.	Item No.
GAD OTD RW	Pure white	10	6115 98 0
GAD OTD LGR	Light grey	10	6115 98 2
GAD OTD SW	Graphite black	10	6115 98 5

Stabiliser plate




Type	Pack.	Item No.
GAD SB	10	6115 99 5

Joint connector




Type	Pack.	Item No.
GEK-AKU45	10	6116 75 2

Protective conductor connection bracket




Type	Pack.	Item No.
8AWR	10	6288 70 4

Partition



Type	Colour	Pack.	Item No.
2371 40	Light grey	60	6023 09 6





Accessories
Device installation trunkings



Device installation terunking accessories

Upper parts for backlighting the system opening 76.5 Rapid 80 + ISS

Trunking cover Rapid 80, PC, clear, fluted inside

Type	Colour	Length	Pack.	Item No.
		mm	m	
GK-OTKKPI	Transparent	2000	16	6278 79 0

Cover Rapid 80, opal, smooth

Type	Colour	Length	Pack.	Item No.
		mm	m	
GK-OTGO	Transparent	2000	16	6278 69 0

Add-ons for console and convection grates

Fastening panels

Type	Pack.	Item No.
	pcs	
BKN50 80	1	6288 00 1
BKN75 125	1	6288 00 3
BKN120 205	1	6288 00 5
BKN200 350	1	6288 00 7

Wall panel adapter for GK, trunking width 110 mm

Type	For trunking dimensions	Pack.	Item No.
		pcs	
KS70110	70x110 mm	15	6279 80 2

Wall panel adapter for GK, trunking width 130 mm

Type	For trunking dimensions	Pack.	Item No.
		pcs	
KS70130	70x130 mm	10	6279 80 4

Wall panel adapter for GK, trunking width 170 mm

Type	For trunking dimensions	Pack.	Item No.
		pcs	
KS70170	70x170 mm	10	6279 80 6

Connection profile for trunking width 170 mm

Type	Pack.	Item No.
	pcs	
KSP170	1	6279 81 0

Connection profile for trunking width 210 mm

Type	Pack.	Item No.
	pcs	
KSP210	1	6279 81 2

Profile connector, horizontal

Type	Pack.	Item No.
	pcs	
PV N3 50H	1	6288 10 0
PV N3 75H	1	6288 10 2
PV N3 100H	1	6288 10 4
PV N3 125H	1	6288 10 6
PV N3 150H	1	6288 10 8
PV N3 175H	1	6288 11 0
PV N3 200H	1	6288 11 2
PV N3 225H	1	6288 11 4
PV N3 250H	1	6288 11 6
PV N3 275H	1	6288 11 8
PV N3 300H	1	6288 12 0

Clamp

Type	Pack.	Item No.
	pcs	
SP3	10	6279 80 0

Mounting and connection profile for convection grids, trunking height 70 mm

Type	Pack.	Item No.
	pcs	
MVKG70130	1	6279 82 0
MVKG70170	1	6279 82 2
MVKG70210	1	6279 82 4

Mounting and connection profile for convection grids, trunking height 90 mm

Type	Pack.	Item No.
	pcs	
MVKG90130	1	6279 82 6
MVKG90170	1	6279 82 8
MVKG90210	1	6279 83 0



Device installation terunking accessories

Add-ons for console and convection grates

Profile connector, vertical					
Type	Length mm	Number of profiles	Pack. pcs	Item No.	
PVV N2 100	100	4	1	6288 03 0	
PVV N2 125	125	5	1	6288 03 2	
PVV N2 150	150	6	1	6288 03 4	
PVV N2 175	175	7	1	6288 03 6	
PVV N2 200	200	8	1	6288 03 8	
PVV N2 225	225	9	1	6288 04 0	
PVV N2 300	300	12	1	6288 07 0	
PVV N2 325	325	13	1	6288 07 2	
PVV N2 350	350	14	1	6288 07 4	
PVV N2 400	400	16	1	6288 07 8	
PVV N2 425	425	17	1	6288 08 0	
PVV N2 450	450	18	1	6288 08 2	
PVV N2 475	475	19	1	6288 04 4	
PVV N2 500	500	20	1	6288 08 4	
PVV N2 525	525	21	1	6288 08 6	
PVV N2 550	550	22	1	6288 04 6	
PVV N2 575	575	23	1	6288 04 8	
PVV N2 600	600	24	1	6288 05 0	
PVV N2 625	625	25	1	6288 05 2	
PVV N2 650	650	26	1	6288 05 4	
PVV N2 675	675	27	1	6288 05 6	
PVV N2 700	700	28	1	6288 05 8	
PVV N2 725	725	29	1	6288 06 0	
PVV N2 750	750	30	1	6288 06 2	
PVV N2 775	775	31	1	6288 08 8	
PVV N2 800	800	32	1	6288 09 0	
PVV N2 825	825	33	1	6288 09 2	
PVV N2 850	850	34	1	6288 06 4	
PVV N2 875	875	35	1	6288 06 6	

Floor bracket			
Type	Pack. pcs	Item No.	
BVL	1	6288 18 0	

Mounting and connection profile for convector panelling, trunking height 70 mm			
Type	Pack. pcs	Item No.	
MVKV70130	1	6279 83 2	
MVKV70170	1	6279 83 4	
MVKV70210	1	6279 83 6	

Mounting and connection profile for convector panelling, trunking height 90 mm			
Type	Pack. pcs	Item No.	
MVKV90130	1	6279 83 8	
MVKV90170	1	6279 84 0	
MVKV90210	1	6279 84 2	

Convector panelling			
Type	Pack. pcs	Item No.	
KVV	1		

Floor panel			
Type	Pack. pcs	Item No.	
BVB125	1	6287 80 0	

Convection grid profile			
Type	Pack. m	Item No.	
KG2RW	40	6287 70 0	
KG2CW	40	6287 70 1	
KG2LGR	40	6287 70 2	
KG2RW	60	6287 71 0	
KG2CW	60	6287 71 1	
KG2LGR	60	6287 71 2	
KG2EL	60	6287 72 3	
KG2EL	40	6287 73 3	

Coupling pins			
Type	Pack. pcs	Item No.	
8VS4	100	6287 81 0	

Wall covers and noise limit barriers

PVC wall cover, open, 70110

Type	Colour	Pack.	Item No.
		pcs	
G-KWAO70110RW	Pure white	1	6274 81 0
G-KWAO70110CW	Cream	1	6274 81 1
G-KWAO70110LGR	Light grey	1	6274 81 2
G-KWAO70110GR	Stone grey	1	6274 81 6

PVC wall cover, open, 90110

Type	Colour	Pack.	Item No.
		pcs	
G-KWAO90110RW	Pure white	1	6274 91 0
G-KWAO90110CW	Cream	1	6274 91 1
G-KWAO90110LGR	Light grey	1	6274 91 2

PVC wall cover, open, 70130

Type	Colour	Pack.	Item No.
		pcs	
G-KWAO70130RW	Pure white	1	6274 82 0
G-KWAO70130CW	Cream	1	6274 82 1
G-KWAO70130LGR	Light grey	1	6274 82 2
G-KWAO70130GR	Stone grey	1	6274 82 6

PVC wall cover, open, 90130

Type	Colour	Pack.	Item No.
		pcs	
G-KWAO90130RW	Pure white	1	6274 92 0
G-KWAO90130CW	Cream	1	6274 92 1
G-KWAO90130LGR	Light grey	1	6274 92 2

PVC wall cover, open, 70170

Type	Colour	Pack.	Item No.
		pcs	
G-KWAO70170RW	Pure white	1	6274 83 0
G-KWAO70170CW	Cream	1	6274 83 1
G-KWAO70170LGR	Light grey	1	6274 83 2
G-KWAO70170GR	Stone grey	1	6274 83 6

PVC wall cover, open, 90170

Type	Colour	Pack.	Item No.
		pcs	
G-KWAO90170RW	Pure white	1	6274 93 0
G-KWAO90170CW	Cream	1	6274 93 1
G-KWAO90170LGR	Light grey	1	6274 93 2

PVC wall cover, open, 70210

Type	Colour	Pack.	Item No.
		pcs	
G-KWAO70210RW	Pure white	1	6274 84 0
G-KWAO70210CW	Cream	1	6274 84 1
G-KWAO70210LGR	Light grey	1	6274 84 2

PVC wall cover, open, 90210

Type	Colour	Pack.	Item No.
		pcs	
G-KWAO90210RW	Pure white	1	6274 94 0
G-KWAO90210CW	Cream	1	6274 94 1
G-KWAO90210LGR	Light grey	1	6274 94 2

PVC wall cover, closed, 70110

Type	Colour	Pack.	Item No.
		pcs	
G-KWAG70110RW	Pure white	1	6274 85 0
G-KWAG70110CW	Cream	1	6274 85 1
G-KWAG70110LGR	Light grey	1	6274 85 2
G-KWAG70110GR	Stone grey	1	6274 85 6

PVC wall cover, closed, 90110

Type	Colour	Pack.	Item No.
		pcs	
G-KWAG90110RW	Pure white	1	6274 95 0
G-KWAG90110CW	Cream	1	6274 95 1
G-KWAG90110LGR	Light grey	1	6274 95 2

PVC wall cover, closed, 70130

Type	Colour	Pack.	Item No.
		pcs	
G-KWAG70130RW	Pure white	1	6274 86 0
G-KWAG70130CW	Cream	1	6274 86 1
G-KWAG70130LGR	Light grey	1	6274 86 2
G-KWAG70130GR	Stone grey	1	6274 86 6

PVC wall cover, closed, 90130

Type	Colour	Pack.	Item No.
		pcs	
G-KWAG90130RW	Pure white	1	6274 96 0
G-KWAG90130CW	Cream	1	6274 96 1
G-KWAG90130LGR	Light grey	1	6274 96 2

PVC wall cover, closed, 70170

Type	Colour	Pack.	Item No.
		pcs	
G-KWAG70170RW	Pure white	1	6274 87 0
G-KWAG70170CW	Cream	1	6274 87 1
G-KWAG70170LGR	Light grey	1	6274 87 2
G-KWAG70170GR	Stone grey	1	6274 87 6

PVC wall cover, closed, 90170

Type	Colour	Pack.	Item No.
		pcs	
G-KWAG90170RW	Pure white	1	6274 97 0
G-KWAG90170CW	Cream	1	6274 97 1
G-KWAG90170LGR	Light grey	1	6274 97 2

PVC wall cover, closed, 70210

Type	Colour	Pack.	Item No.
		pcs	
G-KWAG70210RW	Pure white	1	6274 88 0
G-KWAG70210CW	Cream	1	6274 88 1
G-KWAG70210LGR	Light grey	1	6274 88 2

PVC wall cover, closed, 90210

Type	Colour	Pack.	Item No.
		pcs	
G-KWAG90210RW	Pure white	1	6274 98 0
G-KWAG90210CW	Cream	1	6274 98 1
G-KWAG90210LGR	Light grey	1	6274 98 2

Aluminium wall cover, open, 70110

Type	Colour	Pack.	Item No.
		pcs	
G-AWAO70110RW	Pure white	1	6278 80 0
G-AWAO70110CW	Cream	1	6278 80 1
G-AWAO70110LGR	Light grey	1	6278 80 2

Aluminium wall cover, open, 90110


Type	Colour	Pack.	Item No.
		pcs	
G-AWAO90110RW	Pure white	1	6278 88 0
G-AWAO90110CW	Cream	1	6278 88 1
G-AWAO90110LGR	Light grey	1	6278 88 2



Device installation terunking accessories


Wall covers and noise limit barriers

Aluminium wall cover, open, 70130




Type	Colour	Pack.	Item No.
		pcs	
G-AWAO70130RW	Pure white	1	6278 81 0
G-AWAO70130CW	Cream	1	6278 81 1
G-AWAO70130LGR	Light grey	1	6278 81 2

Aluminium wall cover, open, 90130




Type	Colour	Pack.	Item No.
		pcs	
G-AWAO90130RW	Pure white	1	6278 89 0
G-AWAO90130CW	Cream	1	6278 89 1
G-AWAO90130LGR	Light grey	1	6278 89 2

Aluminium wall cover, open, 70170




Type	Colour	Pack.	Item No.
		pcs	
G-AWAO70170RW	Pure white	1	6278 82 0
G-AWAO70170CW	Cream	1	6278 82 1
G-AWAO70170LGR	Light grey	1	6278 82 2

Aluminium wall cover, open, 90170




Type	Colour	Pack.	Item No.
		pcs	
G-AWAO90170RW	Pure white	1	6279 00 0
G-AWAO90170CW	Cream	1	6279 00 1
G-AWAO90170LGR	Light grey	1	6279 00 2

Aluminium wall cover, open, 70210




Type	Colour	Pack.	Item No.
		pcs	
G-AWAO70210RW	Pure white	1	6278 83 0
G-AWAO70210LGR	Light grey	1	6278 83 2
G-AWAO70210CW	Cream	1	6278 83 1

Aluminium wall cover, open, 90210




Type	Colour	Pack.	Item No.
		pcs	
G-AWAO90210RW	Pure white	1	6279 01 0
G-AWAO90210CW	Cream	1	6279 01 1
G-AWAO90210LGR	Light grey	1	6279 01 2

Aluminium wall cover, closed, 70110




Type	Colour	Pack.	Item No.
		pcs	
G-AWAG70110RW	Pure white	1	6278 84 0
G-AWAG70110CW	Cream	1	6278 84 1
G-AWAG70110LGR	Light grey	1	6278 84 2

Aluminium wall cover, closed, 90110




Type	Colour	Pack.	Item No.
		pcs	
G-AWAG90110RW	Pure white	1	6279 02 0
G-AWAG90110CW	Cream	1	6279 02 1
G-AWAG90110LGR	Light grey	1	6279 02 2

Aluminium wall cover, closed, 70130




Type	Colour	Pack.	Item No.
		pcs	
G-AWAG70130RW	Pure white	1	6278 85 0
G-AWAG70130CW	Cream	1	6278 85 1
G-AWAG70130LGR	Light grey	1	6278 85 2

Aluminium wall cover, closed, 90130




Type	Colour	Pack.	Item No.
		pcs	
G-AWAG90130RW	Pure white	1	6279 03 0
G-AWAG90130CW	Cream	1	6279 03 1
G-AWAG90130LGR	Light grey	1	6279 03 2

Aluminium wall cover, closed, 70170




Type	Colour	Pack.	Item No.
		pcs	
G-AWAG70170RW	Pure white	1	6278 86 0
G-AWAG70170CW	Cream	1	6278 86 1
G-AWAG70170LGR	Light grey	1	6278 86 2

Aluminium wall cover, closed, 90170




Type	Colour	Pack.	Item No.
		pcs	
G-AWAG90170RW	Pure white	1	6279 04 0
G-AWAG90170CW	Cream	1	6279 04 1
G-AWAG90170LGR	Light grey	1	6279 04 2

Aluminium wall cover, closed, 70210




Type	Colour	Pack.	Item No.
		pcs	
G-AWAG70210RW	Pure white	1	6278 87 0
G-AWAG70210CW	Cream	1	6278 87 1
G-AWAG70210LGR	Light grey	1	6278 87 2

Aluminium wall cover, closed, 90210




Type	Colour	Pack.	Item No.
		pcs	
G-AWAG90210RW	Pure white	1	6279 05 0
G-AWAG90210CW	Cream	1	6279 05 1
G-AWAG90210LGR	Light grey	1	6279 05 2

Noise limit barrier




Type	Colour	Pack.	Item No.
		pcs	
7LSB	—	15	6288 65 0

Noise limit barrier, sold by the metre



Type	Colour	Pack.	Item No.
		m	
7LSB M	—	50	6288 65 1





ISS service pole systems





Sheet steel service pole 70 x 110 mm with sheet steel upper part

- Single-section service pole with 76.5 mm system opening to accommodate series 71GD... device installation boxes , sheet steel upper part
- Ceiling attachment with clamping device
- Body length 2,500 mm, total length 2,800–3,700 mm
- PVC-partition 2,000 mm and 2 upper part clamps included with product

Floor-ceiling service poles, sheet steel

Service pole, sheet steel, with sheet steel cover					
Type	Colour	Pole height	Pack.	Item No.	
		mm	pcs		
ISS70110STSRW	Pure white	–	1	6286 53 0	

Service pole, sheet steel, with PVC cover					
Type	Colour	Pole height	Pack.	Item No.	
		mm	pcs		
ISS70110STKRW	Pure white	–	1	6286 54 0	

Cover screen					
Type	Colour	Pole height	Pack.	Item No.	
		mm	pcs		
ISS98B	Pure white	–	1	6286 80 0	

Clamp fastening			
Type	Pack.	Item No.	
	pcs		
ISS98KF	1	6286 80 2	



ISS service pole systems



Service pole 64 x 145 mm made from 2 parallel upright aluminium profiles

- Single-section service pole with 76.5 mm system opening to accommodate series 71GD... device installation boxes, aluminium upper part, lower installation area H = 1,000 mm
- Ceiling attachment with clamping device
- Body length 3,000 mm, total length 3,300–3,500 mm

Floor-ceiling service poles, aluminium

Service pole, type ISST70140					
Type	Colour	Length	Pack.	Item No.	
		mm	pcs		
ISST70140RW	Pure white	3300	1	6288 93 0	
ISST70140EL	–	3300	1	6288 93 3	

Floor plate for ISST70140					
Type	Colour	Pack.	Item No.		
		pcs			
ISSBP70140RW	Pure white	1	6290 12 0		
ISSBP70140WA	White aluminium	1	6290 12 4		

Adapter stabiliser for ISST70140					
Type	Colour	Pack.	Item No.		
		pcs			
ISSZ70140	Pure white	1	6290 16 0		

Fastening bracket for ISST70140					
Type	Colour	Pack.	Item No.		
		pcs			
ISSBW70140RW	Pure white	1	6290 15 0		

Rubber support for ISST70140					
Type	Colour	Pack.	Item No.		
		pcs			
ISSGU70140	Black	1	6290 17 4		

Ceiling panel for ISST70140					
Type	Colour	Pack.	Item No.		
		pcs			
WAG70140TRW	Pure white	1	6290 20 0		



Service pole 64 x 145 mm made from 2 parallel upright aluminium profiles
 Single-section service pole with 76.5 mm system opening to accommodate series 71GD... device installation boxes, aluminium upper part, lower installation area H = 1,000 mm

- Attachment plateau for luminaires at H = 1,850 mm
- Ceiling attachment with clamping device
- Body length 3,000 mm, total length 3,300–3,500 mm

Floor-ceiling service poles, aluminium

Service pole, type ISST70140B				
Type	Colour	Length	Pack.	Item No.
		mm	pcs	
ISST70140BRW	Pure white	3300	1	6290 01 0
ISST70140BEL	–	3300	1	6290 01 3

Floor plate for ISST70140B				
Type	Colour		Pack.	Item No.
			pcs	
ISSBP70140RW	Pure white		1	6290 12 0
ISSBP70140WA	White aluminium		1	6290 12 4

Adapter stabiliser for ISST70140B				
Type	Colour		Pack.	Item No.
			pcs	
ISSZ70140	Pure white		1	6290 16 0

Fastening bracket for ISST70140B				
Type	Colour		Pack.	Item No.
			pcs	
ISSBW70140RW	Pure white		1	6290 15 0

Rubber support for ISST70140B				
Type	Colour		Pack.	Item No.
			pcs	
ISSGU70140	Black		1	6290 17 4

Ceiling panel for ISST70140B				
Type	Colour		Pack.	Item No.
			pcs	
WAG70140TRW	Pure white		1	6290 20 0





Service pole made from aluminium, oval 70 x 140 mm

- Single-section service pole with 76.5 mm system opening to accommodate series 71GD... device installation boxes , aluminium upper part
- Ceiling attachment with clamping device
- Body length 3,000 mm, total length 3,315–3,480 mm

Floor-ceiling service poles, aluminium

Service pole, type ISSOG70140					
Type	Colour	Length	Pack.	Item No.	
		mm	pcs		
ISSOG70140EL	–	3300	1	6289 08 8	
ISSOG70140RW	Pure white	3300	1	6289 09 0	

Floor plate for ISSOG70140					
Type	Colour	Pack.	Item No.		
		pcs			
ISSBP70140WA	White aluminium	1	6290 12 4		
ISSBP70140RW	Pure white	1	6290 12 0		

Rubber support for ISSOG70140					
Type	Colour	Pack.	Item No.		
		pcs			
ISSGU70140	Black	1	6290 17 4		

Ceiling rosette for ISSOG70140					
Type	Colour	Pack.	Item No.		
		pcs			
WAG701400	Pure white	1	6290 26 0		



Service pole made from aluminium, oval 70 x 140 mm with flexible tube to ceiling

- Single-section service pole with 76.5 mm system opening to accommodate series 71GD... device installation boxes , aluminium upper part
- Ceiling attachment with flexible tube to ceiling
- Body length 2,300 mm, tube length 1,500 mm
- Floor plate and accessories must be ordered separately

Floor-ceiling service poles, aluminium

Service pole, type ISSOG70140F				
Type	Colour	Length	Pack.	Item No.
		mm	pcs	
ISSOG70140FEL	—	3300	1	6289 09 2
ISSOG70140FRW	Pure white	3300	1	6289 09 4

Floor plate for ISSOG70140F				
Type	Colour		Pack.	Item No.
			pcs	
SFISSFRW	Pure white		1	6290 19 6
SFISSFWAL	White aluminium		1	6290 19 7

Hose connection for ISSOG70140F				
Type			Pack.	Item No.
			pcs	
SAISSF			1	6290 19 8

Ceiling rosette for ISSOG70140F				
Type	Colour		Pack.	Item No.
			pcs	
DAB-F RW	Pure white		1	6290 26 9



ISS service pole systems



Service pole made from aluminium, angular 70 x 110 mm

- Single-section service pole with 76.5 mm system opening to accommodate series 71GD... device installation boxes , aluminium upper part
- Ceiling attachment with clamping device
- Body length 3,000 mm, total length 3,300–3,500 mm

Floor-ceiling service poles, aluminium

Service pole, type ISS70110					
Type	Colour	Length	Pack.	Item No.	
		mm	pcs		
ISS70110RW	Pure white	3300	1	6288 94 0	
ISS70110EL	—	3300	1	6288 94 3	

Floor plate for ISS70110					
Type	Colour	Pack.	Item No.		
		pcs			
ISSBP70110RW	Pure white	1	6290 10 0		
ISSBP70110WA	White aluminium	1	6290 10 4		

Rubber support for ISS70110					
Type	Colour	Pack.	Item No.		
		pcs			
ISSGU70110	Black	1	6290 17 0		

Partition for ISS70110				
Type	Length	Pack.	Item No.	
	mm	m		
GA-TW70	2000	2	6279 71 1	



Service pole made from aluminium, angular 140 x 110 mm

- Two-section service pole with 76.5 mm system opening to accommodate series 71GD... device installation boxes, aluminium upper part
- Ceiling attachment with clamping device
- Body length 3,000 mm, total length 3,300–3,500 mm

Floor-ceiling service poles, aluminium

Service pole, type ISS140110					
Type	Colour	Length	Pack.	Item No.	
		mm	pcs		
ISS140110RW	Pure white	3300	1	6288 96 0	
ISS140110EL	–	3300	1	6288 96 3	

Floor plate for ISS140110					
Type	Colour	Pack.	Item No.		
		pcs			
ISSBP140110RW	Pure white	1	6290 13 0		
ISSBP140110WA	White aluminium	1	6290 13 4		

Rubber support for ISS140110			
Type	Pack.	Item No.	
	pcs		
ISSGU140110	1	6290 17 6	

Ceiling panel for ISS140110					
Type	Colour	Pack.	Item No.		
		pcs			
WAG140110RW	Pure white	1	6290 24 0		

Partition for ISS140110					
Type	Length	Pack.	Item No.		
	mm	m			
GA-TW70	2000	2	6279 71 1		





Service pole made from aluminium, round D = 70 mm

- Single-section service pole with 45 mm system opening for the direct installation of Modul 45 installation devices, aluminium upper part
- Ceiling attachment with clamping device
- Body length 3,000 mm, total length 3,300–3,500 mm

Floor-ceiling service poles, aluminium

Service pole, type ISSRM45					
Type	Colour	Length	Pack.	Item No.	
		mm	pcs		
ISSRM45RW	Pure white	3300	1	6290 08 6	
ISSRM45EL	—	3300	1	6290 08 7	

Rubber support for ISSRM45					
Type	Colour	Pack.	Item No.		
		pcs			
ISSRGU	Black	1	6290 17 8		

Ceiling panel for ISSRM45					
Type	Colour	Pack.	Item No.		
		pcs			
WAGRM45	Pure white	1	6290 26 4		

Partition for ISSRM45					
Type	Colour	Pack.	Item No.		
		m			
2371 40	Light grey	60	6023 09 6		



Service pole made from aluminium, round D = 70 mm with flexible tube to ceiling

- Single-section service pole with 45 mm system opening for the direct installation of Modul 45 installation devices, aluminium upper part
- Ceiling attachment with flexible tube to ceiling
- Body length 2,300 mm, tube length 1,500 mm
- Floor plate and accessories must be ordered separately

Floor-ceiling service poles, aluminium

Service pole, type ISSRM45F					
Type	Colour	Length	Pack.	Item No.	
		mm	pcs		
ISSRM45FRW	Pure white	2300	1	6290 09 5	
ISSRM45FEL	–	2300	1	6290 09 7	

Floor plate for ISSRM45F					
Type	Colour	Pack.	Item No.		
		pcs			
SFISSFRW	Pure white	1	6290 19 6		
SFISSFWAL	White aluminium	1	6290 19 7		

Hose connection for ISSRM45F				
Type	Pack.	Item No.		
	pcs			
SAISSF	1	6290 19 8		

Ceiling panel for ISSRM45F					
Type	Colour	Pack.	Item No.		
		pcs			
DAB-F RW	Pure white	1	6290 26 9		

Partition for ISSRM45F					
Type	Colour	Pack.	Item No.		
		m			
2371 40	Light grey	60	6023 09 6		





Service pole made from aluminium, round D = 80 mm with frontal installation tank

- Single-section service pole with 76.5 mm system opening to accommodate series 71GD... device installation boxes , aluminium upper part, installation area in frontal tank below H = 780 mm
- Ceiling attachment with clamping device
- Body length 3,000 mm, total length 3,300–3,500 mm

Floor-ceiling service poles, aluminium

Service pole, type ISS110100R					
Type	Colour	Length	Pack.	Item No.	
		mm	pcs		
ISS110100RRW	Pure white	3300	1	6289 06 0	
ISS110100REL	–	3300	1	6289 06 3	

Ceiling panel for ISS110100R					
Type	Colour	Pack.	Item No.		
		pcs			
WAG140100RRW	Pure white	1	6290 29 0		

Floor plate for ISS110100					
Type	Colour	Pack.	Item No.		
		pcs			
ISSBP110100RW	Pure white	1	6290 33 0		
ISSBP110100WA	White aluminium	1	6290 33 1		

Rubber support for ISS110100R					
Type	Colour	Pack.	Item No.		
		pcs			
ISSGU110100	–	1	6290 35 8		



Service pole made from aluminium, round D = 80 mm with frontal installation tank and flexible tube to ceiling

- Single-section service pole with 76.5 mm system opening for the installation of device installation boxes, series 71GD... , aluminium upper part, installation area in frontal tank below H = 780 mm
- Ceiling attachment with flexible tube to ceiling
- Body length 2,300 mm, tube length 1,500 mm
- Floor plate and accessories must be ordered separately

Floor-ceiling service poles, aluminium

Service pole, type ISS110100F				
Type	Colour	Length	Pack.	Item No.
		mm	pcs	
ISS110100FRW	Pure white	3300	1	6289 04 0
ISS110100FEL	–	3300	1	6289 04 3

Floor plate for ISS110100F				
Type	Colour		Pack.	Item No.
			pcs	
SFISSFRW	Pure white		1	6290 19 6
SFISSFWAL	White aluminium		1	6290 19 7

Hose connection for ISS110100F			
Type		Pack.	Item No.
		pcs	
SAISSF		1	6290 19 8

Ceiling panel for ISS110100F				
Type	Colour		Pack.	Item No.
			pcs	
DAB-F RW	Pure white		1	6290 26 9





Service pole made from aluminium, round D = 80 mm with 2 frontal installation tanks and flexible tube to ceiling

- Two-section service pole with 76.5 mm system opening for the installation of device installation boxes, series 71GD..., aluminium upper part, installation areas in 2 frontal tanks below H = 780 mm
- Ceiling attachment with flexible tube to ceiling
- Body length 2,300 mm, tube length 1,500 mm
- Floor plate and accessories must be ordered separately

Floor-ceiling service poles, aluminium

Service pole, type ISS140100R					
Type	Colour	Length	Pack.	Item No.	
		mm	pcs		
ISS140100RRW	Pure white	3300	1	6289 07 0	
ISS140100REL	–	3300	1	6289 07 3	

Ceiling panel for ISS140100R					
Type	Colour	Pack.	Item No.		
		pcs			
WAG140100RRW	Pure white	1	6290 29 0		

Floor plate for ISS140100R					
Type	Colour	Pack.	Item No.		
		pcs			
ISSBP140100RW	Pure white	1	6290 33 6		
ISSBP140100WA	White aluminium	1	6290 33 7		

Rubber support for ISS140100R					
Type	Colour	Pack.	Item No.		
		pcs			
ISSGU140100	–	1	6290 36 2		



Service pole made from aluminium, round D = 80 mm with 2 frontal installation tanks and flexible tube to ceiling

- Two-section service pole with 76.5 mm system opening for the installation of device installation boxes, series 71GD..., aluminium upper part, installation areas in 2 frontal tanks below H = 780 mm
- Ceiling attachment with flexible tube to ceiling
- Body length 2,300 mm, tube length 1,500 mm
- Floor plate and accessories must be ordered separately

Floor-ceiling service poles, aluminium

Service pole, type ISS140100F				
Type	Colour	Length	Pack.	Item No.
		mm	pcs	
ISS140100FRW	Pure white	3300	1	6289 05 0
ISS140100FEL	–	3300	1	6289 05 3

Floor plate for ISS140100F				
Type	Colour		Pack.	Item No.
			pcs	
SFISSFRW	Pure white		1	6290 19 6
SFISSFWAL	White aluminium		1	6290 19 7

Hose connection for ISS140100F				
Type			Pack.	Item No.
			pcs	
SAISSF			1	6290 19 8

Ceiling panel for ISS140100F				
Type	Colour		Pack.	Item No.
			pcs	
DAB-2F	Pure white		1	6290 38 2



ISS service pole systems



Service pole made from aluminium, 80 x 130 mm slimline elliptical profile

- Two-section service pole with 45 mm system opening for the direct installation of Modul 45 installation devices, aluminium upper part
- Installation areas in entire pole profile
- Ceiling attachment with clamping device
- Body length 3,000 mm, total length 3,300–3,500 mm

Floor-ceiling service poles, aluminium

Service pole, type ISSDM45					
Type	Colour	Length	Pack.	Item No.	
		mm	pcs		
ISSDM45RW	Pure white	3300	1	6289 97 0	
ISSDM45EL	–	3300	1	6289 97 2	

Rubber support for ISSDM45R					
Type	Colour	Pack.	Item No.		
		pcs			
ISSGUDM45	–	1	6290 37 2		

Ceiling panel for ISSDM45R					
Type	Colour	Pack.	Item No.		
		pcs			
WAGDM45	Pure white	1	6290 38 7		

Floor plate for ISSDM45					
Type	Colour	Pack.	Item No.		
		pcs			
ISSBPDM45RW	Pure white	1	6290 34 7		
ISSBPDM45WA	White aluminium	1	6290 34 8		

Partition for ISSDM45R					
Type	Colour	Pack.	Item No.		
		m			
2371 40	Light grey	60	6023 09 6		



Service pole made from aluminium, 80 x 130 mm slimline elliptical profile

- Two-section service pole with 45 mm system opening for the direct installation of Modul 45 installation devices, aluminium upper part
- Installation areas in entire pole profile
- Ceiling attachment with clamping device
- Body length 2,300 mm, tube length 1,500 mm
- Floor plate and accessories must be ordered separately

Floor-ceiling service poles, aluminium

Service pole, type ISSDM45F					
Type	Colour	Length	Pack.	Item No.	
		mm	pcs		
ISSDM45FRW	Pure white	2300	1	6289 97 4	
ISSDM45FEL	–	2300	1	6289 97 6	

Floor plate for ISSDM45F					
Type	Colour	Pack.	Item No.		
		pcs			
SFISSFRW	Pure white	1	6290 19 6		
SFISSFWAL	White aluminium	1	6290 19 7		

Hose connection for ISSDM45F				
Type	Pack.	Item No.		
	pcs			
SAISSF	1	6290 19 8		

Ceiling panel for ISSDM45F				
Type	Colour	Pack.	Item No.	
		pcs		
DAB-2F	Pure white	1	6290 38 2	

Partition for ISSDM45F				
Type	Colour	Pack.	Item No.	
		m		
2371 40	Light grey	60	6023 09 6	



ISS service pole systems



ISS service pole for the equipping of assembly workstations in production sites. Its heavy-duty anodised aluminium profile has, on two opposite sides, 76.5 mm system openings for accommodating series 71GD... frontal-snap-in device installation boxes and series 71MT... mounting supports. All four sides of the profile have mounting slots, standard nominal size 8, for fitting a wide range of add-ons for additional functions (system building-blocks). Included with the service pole is the pole itself as well as all the necessary upper sections for system openings in 2,000 mm lengths, and a PE bag containing 20 additional type RKV3V snap-on clamps to enable the production of part-lengths of the upper sections. Two enclosed ducts inside the profile can be used for an optional supply of compressed air.

Service pole, industry

Industrial pole profile, type ISS160160IP4					
Type	Surface finish	Length	Pack.	Item No.	
		mm	pcs		
ISS160160IP4 EL	Anodised	4000	1	6290 40 4	

Industrial service pole, type ISS160160IP6					
Type	Surface finish	Length	Pack.	Item No.	
		mm	pcs		
ISS160160IP6 EL	Anodised	6000	1	6290 40 6	

Cover					
Type	Material symbol	Length	Pack.	Item No.	
		mm	m		
GA-OTEL	Al	2000	2	6279 72 3	

Locking bracket			
Type	Pack.	Item No.	
	pcs		
RKV3V	20	6288 70 0	

Ceiling fastening for service poles					
Type	Colour	Surface finish	Length	Pack.	Item No.
			mm	pcs	
ISS160160DB WA	White aluminium	–	403	1	6290 43 6

Floor plate for industrial pole					
Type	Colour	Length	Pack.	Item No.	
		mm	pcs		
ISS160160BP	White aluminium	250	1	6290 41 6	

Collision guard for industrial pole					
Type	Colour	Length	Pack.	Item No.	
		mm	pcs		
ISS160160AS WA	White aluminium	250	1	6290 42 2	


Collision guard for industrial pole					
Type	Colour	Length	Pack.	Item No.	
		mm	pcs		
ISS160160AS HRO	Bright red orange	250	1	6290 42 3	

Slot nut for industrial pole					
Type	Surface finish	Length	Pack.	Item No.	
		mm	pcs		
NS8 ST	Galvanised	23	10	6290 49 9	

LFS


Service pole, industry

Compressed-air tap for industrial pole




Type	Pack.	Item No.
	pcs	
ISS160160DLA	1	6290 49 5

Protective conductor connection bracket



Type	Pack.	Item No.
	pcs	
8AWR	10	6288 70 4

Partition




Type	Length	Pack.	Item No.
	mm	m	
GK-TW70	2000	40	6274 90 0



ISS service pole systems


Floor-ceiling service pole accessories

Spacer for floor plate




Type	Pack.	Item No.
ISSAH	1 pcs	6290 18 4

Classic stand for floor plate




Type	Pack.	Item No.
ISSSF	2 pcs	6290 18 0

Accessory mounting box, single




Type	Colour	Pack.	Item No.
71GD6	Iron grey	5 pcs	6288 61 0

Accessory mounting box, double




Type	Colour	Pack.	Item No.
71GD7	Iron grey	2 pcs	6288 61 1

Accessory mounting box, single, Modul 45




Type	Colour	Pack.	Item No.
71GD8-2	Iron grey	1 pcs	6288 56 9

Accessory mounting box, double, Modul 45




Type	Colour	Pack.	Weight	Item No.
71GD13	Iron grey	1 pcs	11.000 kg/100 pcs.	6288 58 3

Accessory mounting box, triple, Modul 45




Type	Colour	Pack.	Item No.
71GD9-2	Iron grey	1 pcs	6288 57 9

Clamping device




Type	Pack.	Item No.
ISSDV	1 pcs	6290 18 9

Draw-in tool




Type	Colour	Pack.	Item No.
HAT30	Blue	1 pcs	6290 20 1

Protective conductor connection bracket




Type	Pack.	Item No.
8AWR	10 pcs	6288 70 4

Locking bracket for covers, 45 mm system opening



Type	Pack.	Item No.
RK45OTA	20 pcs	6288 70 3


Locking bracket for covers, 80 mm system opening



Type	Pack.	Item No.
RKV3V	20 pcs	6288 70 0


Sheet steel floor service poles

Service pole, type ISSHS4



Type	Colour	Length	Pack.	Item No.
		mm	pcs	
ISSHS4 61OT3RW	Pure white	—	1	6286 70 0
ISSHS4 61OT3LGR	Light grey	—	1	6286 70 2


Protective frame for ISSHS4



Type	Colour	Pack.	Item No.
ISSHS4SR40	Graphite black	1 pcs	6286 81 0


Aluminium floor service poles

Service pole, type ISSHS140250




Type	Colour	Pole height	Pack.	Item No.
		mm	pcs	
ISSHS140250RW	Pure white	250	1	6290 02 0
ISSHS140250EL	—	250	1	6290 02 3

Service pole, type ISSHS140500



Type	Colour	Pole height	Pack.	Item No.
		mm	pcs	
ISSHS140500RW	Pure white	500	1	6290 03 0
ISSHS140500EL	Aluminium	500	1	6290 03 3


Service pole, type ISSHS140700



Type	Colour	Pole height	Pack.	Item No.
		mm	pcs	
ISSHS140700RW	Pure white	675	1	6290 04 0
ISSHS140700EL	Aluminium	675	1	6290 04 3


Aluminium floor service poles

Service pole, type ISSOGHS70140




Type	Colour	Pole height	Pack.	Item No.
		mm	pcs	
ISSOGHS70140EL	—	675	1	6289 09 6
ISSOGHS70140RW	Pure white	675	1	6289 09 8

Service pole, type ISSHS6




Type	Colour	Pole height	Pack.	Item No.
		mm	pcs	
ISSHS6EL	—	564	1	6290 07 3

Service pole, type ISSRHSM45



Type	Colour	Pole height	Pack.	Item No.
		mm	pcs	
ISSRHSM45RW	Pure white	670	1	6290 09 0
ISSRHSM45EL	—	670	1	6290 09 1


Service pole, type ISSDHSM45



Type	Colour	Pole height	Pack.	Item No.
		mm	pcs	
ISSDHSM45RW	Pure white	675	1	6289 98 0
ISSDHSM45EL	—	675	1	6289 98 2


Floor service pole accessories

Accessory mounting box, single




Type	Colour	Pack.	Item No.
		pcs	
71GD6	Iron grey	5	6288 61 0

Accessory mounting box, double




Type	Colour	Pack.	Item No.
		pcs	
71GD7	Iron grey	2	6288 61 1

Accessory mounting box, single, Modul 45




Type	Colour	Pack.	Item No.
		pcs	
71GD8-2	Iron grey	1	6288 56 9

Accessory mounting box, double, Modul 45




Type	Colour	Pack.	Weight	Item No.
		pcs	kg/100 pcs.	
71GD13	Iron grey	1	11.000	6288 58 3

Accessory mounting box, triple, Modul 45




Type	Colour	Pack.	Item No.
		pcs	
71GD9-2	Iron grey	1	6288 57 9

Protective conductor connection bracket




Type	Pack.	Item No.
	pcs	
8AWR	10	6288 70 4

Locking bracket for covers, 45 mm system opening




Type	Pack.	Item No.
	pcs	
RK45OTA	20	6288 70 3

Locking bracket for covers, 80 mm system opening



Type	Pack.	Item No.
	pcs	
RKV3V	20	6288 70 0







Device systems





Device systems

Modul 45® systems, sockets

Modul 45connect® systems, sockets and installation accessories

Modul 45® systems, switching and connection accessories

Modul 45® systems, data technology solutions

Modul 45® systems, multimedia solutions

Modul 45® systems, device installation solutions for concealed and surface-mounted systems

Modul 45® systems, device installation solutions for Rapid 80 and ISS

Workplace systems, Deskboxes and Flexkanal

Industrial and special connector systems

Energy distribution systems



You will find further information on the Internet at www.obo.de or by QR code





see page 519



see page 523



see page 527



see page 531



see page 535



see page 539



see page 543



see page 547



see page 555



see page 561





**Modul 45®-Systems,
Sockets**



Protective contact sockets Modul 45®

Socket 0°, protective contact, single

Type	Colour	Pack.	Item No.
		pcs	
STD-D0 RW1	Pure white	1	6120 00 8
STD-D0 ROR1	Pure orange	1	6120 01 0
STD-D0 MZGN1	Mint green	1	6120 01 2
STD-D0 SRO1	Signal red	1	6120 01 4
STD-D0 SWGR1	Black-grey	1	6120 01 6
STD-D0 AL1	Aluminium painted	1	6120 01 8

Socket 0°, protective contact, double

Type	Colour	Pack.	Item No.
		pcs	
STD-D0 RW2	Pure white	1	6120 02 2
STD-D0 ROR2	Pure orange	1	6120 02 4
STD-D0 MZGN2	Mint green	1	6120 02 6
STD-D0 SRO2	Signal red	1	6120 02 8
STD-D0 SWGR2	Black-grey	1	6120 03 0
STD-D0 AL2	Aluminium painted	1	6120 03 2

Socket 0°, protective contact, triple

Type	Colour	Pack.	Item No.
		pcs	
STD-D0 RW3	Pure white	1	6120 04 2
STD-D0 ROR3	Pure orange	1	6120 04 4
STD-D0 MZGN3	Mint green	1	6120 04 6
STD-D0 SRO3	Signal red	1	6120 04 8
STD-D0 SWGR3	Black-grey	1	6120 05 0
STD-D0 AL3	Aluminium painted	1	6120 05 2

Socket 33°, protective contact, single

Type	Colour	Pack.	Item No.
		pcs	
STD-D3 RW1	Pure white	1	6120 07 2
STD-D3 ROR1	Pure orange	1	6120 07 4
STD-D3 MZGN1	Mint green	1	6120 07 6
STD-D3 SRO1	Signal red	1	6120 07 8
STD-D3 SWGR1	Black-grey	1	6120 08 0
STD-D3 AL1	Aluminium painted	1	6120 08 2

Socket 33°, protective contact, double

Type	Colour	Pack.	Item No.
		pcs	
STD-D3 RW2	Pure white	1	6120 10 2
STD-D3 ROR2	Pure orange	1	6120 10 4
STD-D3 MZGN2	Mint green	1	6120 10 6
STD-D3 SRO2	Signal red	1	6120 10 8
STD-D3 SWGR2	Black-grey	1	6120 11 0
STD-D3 AL2	Aluminium painted	1	6120 11 2

Socket 33°, protective contact, triple

Type	Colour	Pack.	Item No.
		pcs	
STD-D3 RW3	Pure white	1	6120 12 2
STD-D3 ROR3	Pure orange	1	6120 12 4
STD-D3 MZGN3	Mint green	1	6120 12 6
STD-D3 SRO3	Signal red	1	6120 12 8
STD-D3 SWGR3	Black-grey	1	6120 13 0
STD-D3 AL3	Aluminium painted	1	6120 13 2

Socket 0°, protective contact, encoded version, single

Type	Colour	Pack.	Item No.
		pcs	
STD-D0K SRO1	Signal red	1	6120 29 2

Socket 0°, protective contact, encoded version, double

Type	Colour	Pack.	Item No.
		pcs	
STD-D0K SRO2	Signal red	1	6120 29 4

Socket 0°, protective contact, encoded version, triple

Type	Colour	Pack.	Item No.
		pcs	
STD-D0K SRO3	Signal red	1	6120 29 6

Socket 33°, protective contact, encoded version, single

Type	Colour	Pack.	Item No.
		pcs	
STD-D3K SRO1	Signal red	1	6120 30 2

Socket 33°, protective contact, encoded version, double

Type	Colour	Pack.	Item No.
		pcs	
STD-D3K SRO2	Signal red	1	6120 30 4

Socket 33°, protective contact, encoded version, triple

Type	Colour	Pack.	Item No.
		pcs	
STD-D3K SRO3	Signal red	1	6120 30 6

Encoding pin

Type	Colour	Pack.	Item No.
		pcs	
CST-STD	Black	1	6120 79 9

Strain relief for Modul 45 sockets 0°

Available from 01/09/2014

Type	Colour	Pack.	Item No.
		pcs	
ZL-STD 0	Black	1	6120 78 2

Sockets with earthing pin Modul 45®

Socket 0°, with earthing pin, single

Type	Colour	Pack.	Item No.
		pcs	
STD-F0 RW1	Pure white	1	6120 15 2
STD-F0 ROR1	Pure orange	1	6120 15 4
STD-F0 MZGN1	Mint green	1	6120 15 5
STD-F0 SRO1	Signal red	1	6120 15 8
STD-F0 SWGR1	Black-grey	1	6120 16 0
STD-F0 AL1	Aluminium painted	1	6120 16 2

Socket 0°, with earthing pin, double

Type	Colour	Pack.	Item No.
		pcs	
STD-F0 RW2	Pure white	1	6120 17 2
STD-F0 ROR2	Pure orange	1	6120 17 4
STD-F0 MZGN2	Mint green	1	6120 17 6
STD-F0 SRO2	Signal red	1	6120 17 8
STD-F0 SWGR2	Black-grey	1	6120 18 0
STD-F0 AL2	Aluminium painted	1	6120 18 2

Socket 0°, with earthing pin, triple


Type	Colour	Pack.	Item No.
		pcs	
STD-F0 RW3	Pure white	1	6120 19 2
STD-F0 ROR3	Pure orange	1	6120 19 4
STD-F0 MZGN3	Mint green	1	6120 19 6
STD-F0 SRO3	Signal red	1	6120 19 8
STD-F0 SWGR3	Black-grey	1	6120 20 0
STD-F0 AL3	Aluminium painted	1	6120 20 1



Modul 45® systems, sockets


Sockets with earthing pin Modul 45®

Socket 33°, with earthing pin, single




Type	Colour	Pack.	Item No.
		pcs	
STD-F3 RW1	Pure white	1	6120 22 2
STD-F3 ROR1	Pure orange	1	6120 22 4
STD-F3 MZGN1	Mint green	1	6120 22 6
STD-F3 SRO1	Signal red	1	6120 22 8
STD-F3 SWGR1	Black-grey	1	6120 23 0
STD-F3 AL1	Aluminium painted	1	6120 23 2

Socket 33°, with earthing pin, double




Type	Colour	Pack.	Item No.
		pcs	
STD-F3 RW2	Pure white	1	6120 24 2
STD-F3 ROR2	Pure orange	1	6120 24 4
STD-F3 MZGN2	Mint green	1	6120 24 6
STD-F3 SRO2	Signal red	1	6120 24 8
STD-F3 SWGR2	Black-grey	1	6120 25 0
STD-F3 AL2	Aluminium painted	1	6120 25 2

Socket 33°, with earthing pin, triple




Type	Colour	Pack.	Item No.
		pcs	
STD-F3 RW3	Pure white	1	6120 26 2
STD-F3 ROR3	Pure orange	1	6120 26 4
STD-F3 MZGN3	Mint green	1	6120 26 6
STD-F3 SRO3	Signal red	1	6120 26 8
STD-F3 SWGR3	Black-grey	1	6120 27 0
STD-F3 AL3	Aluminium painted	1	6120 27 2

Socket 0°, with earthing pin, encoded version, single




Type	Colour	Pack.	Item No.
		pcs	
STD-F0K SRO1	Signal red	1	6120 31 2

Socket 0°, with earthing pin, encoded version, double




Type	Colour	Pack.	Item No.
		pcs	
STD-F0K SRO2	Signal red	1	6120 31 4

Socket 0°, with earthing pin, encoded version, triple




Type	Colour	Pack.	Item No.
		pcs	
STD-F0K SRO3	Signal red	1	6120 31 6

Socket 33°, with earthing pin, encoded version, single




Type	Colour	Pack.	Item No.
		pcs	
STD-F3K SRO1	Signal red	1	6120 32 2

Socket 33°, with earthing pin, encoded version, double




Type	Colour	Pack.	Item No.
		pcs	
STD-F3K SRO2	Signal red	1	6120 32 4

Socket 33°, with earthing pin, encoded version, triple



Type	Colour	Pack.	Item No.
		pcs	
STD-F3K SRO3	Signal red	1	6120 32 6


Encoding pin



Type	Colour	Pack.	Item No.
		pcs	
CST-STD	Black	1	6120 79 9

Strain relief for Modul 45 sockets 0°


Available from 01/09/2014



Type	Colour	Pack.	Item No.
		pcs	
ZL-STD 0	Black	1	6120 78 2


International sockets Modul 45®

Socket 0°, Switzerland, single




Type	Colour	Pack.	Item No.
		pcs	
SKS-CH0 RW1	Pure white	1	6117 20 0

Socket 0°, Denmark, single



Type	Colour	Pack.	Item No.
		pcs	
SKS-DK0 RW1	Pure white	20	6117 20 2

Socket 0°, Denmark, single, IT-encoded



Type	Colour	Pack.	Item No.
		pcs	
SKS-DKE0 RW1	Pure white	20	6117 20 3

Socket 0°, British Standard, single


Available from 01/09/2014



Type	Colour	Pack.	Item No.
		pcs	
STD-BS0 RW1	Pure white	1	6120 72 2

Socket 0° with switch, British Standard, single


Available from 01/09/2014



Type	Colour	Pack.	Item No.
		pcs	
STD-BS0G RW1.5	Pure white	1	6120 72 4

Socket 0°, South Africa / India, 16 A, single


Available from 01/09/2014



Type	Colour	Pack.	Item No.
		pcs	
STD-SA0 RW1	Pure white	1	6120 73 0

Socket 0° with switch, South Africa / India, 16 A, single


Available from 01/09/2014



Type	Colour	Pack.	Item No.
		pcs	
STD-SA0G RW1.5	Pure white	1	6120 73 4

Socket 0°, South Africa / India, 16 A, encoded version, single


Available from 01/09/2014



Type	Colour	Pack.	Item No.
		pcs	
STD-SA0K SRO1	Signal red	1	6120 73 2

Socket 0° with switch, South Africa / India, 16 A, encoded version, single

Available from 01/09/2014



Type	Colour	Pack.	Item No.
		pcs	
STD-SA0GK SRO1.5	Signal red	1	6120 73 6

International sockets Modul 45®

Socket 0°, India, combination IA6A3-EURO, single

Available from 01/09/2014

Type	Colour	Pack.	Item No.
		pcs	
STD-IN0M RW1	Pure white	1	6120 72 8

Socket 0°, India, 6 A, single

Available from 01/09/2014

Type	Colour	Pack.	Item No.
		pcs	
STD-IN0 RW1	Pure white	1	6120 72 6

Socket 0°, multi-standard, single

Type	Colour	Pack.	Item No.
		pcs	
STD-MS0 RW1	Pure white	1	6120 73 8

Socket 0°, China, 10 A, single

Type	Colour	Pack.	Item No.
		pcs	
STD-CN0A10 RW1	Pure white	1	6120 74 0

Socket 0°, China, 16 A, single

Type	Colour	Pack.	Item No.
		pcs	
STD-CN0A16 RW1	Pure white	1	6120 74 2

Socket 0°, China, combination CN-NEMA-EURO, single

Type	Colour	Pack.	Item No.
		pcs	
STD-CN0M RW1.5	Pure white	1	6120 74 4

Surge protection for sockets Modul 45®

Surge protection device, 1/2 module, visual signalling

Type	Highest continuous voltage V	Signalling on device	Pack.	Item No.
			pcs	
ÜSS 45-O-RW	255	Visual	1	6117 47 3
ÜSS 45-O-ALU	255	Visual	1	6117 47 5

Surge protection device, 1/2 module, acoustic signalling

Type	Highest continuous voltage V	Signalling on device	Pack.	Item No.
			pcs	
ÜSS 45-A-RW	255	Audible	1	6117 46 5
ÜSS 45-A-ALU	255	Audible	1	6117 46 7

Surge protection device, acoustic signalling

Type	Highest continuous voltage V	Signalling on device	Pack.	Item No.
			pcs	
ÜSM-A	255	Audible	1	5092 45 1





**Modul 45connect® systems,
sockets and
installation accessories**



Modul 45connect® systems, sockets and installation accessories

Protective contact sockets Modul 45connect®

Socket 0°, Connect 45, protective contact, single

Available from 01/09/2014

Type	Colour	Pack.	Item No.
		pcs	
STD-D0C RW1	Pure white	1	6120 34 0
STD-D0C ROR1	Pure orange	1	6120 34 4
STD-D0C MZGN1	Mint green	1	6120 34 6
STD-D0C SRO1	Signal red	1	6120 34 8
STD-D0C SWGR1	Black-grey	1	6120 35 0
STD-D0C AL1	Aluminium painted	1	6120 35 2

Socket 0°, Connect 45, protective contact, double

Available from 01/07/2014

Type	Colour	Pack.	Item No.
		pcs	
STD-D0C RW2	Pure white	1	6120 36 2
STD-D0C ROR2	Pure orange	1	6120 36 4
STD-D0C MZGN2	Mint green	1	6120 36 6
STD-D0C SRO2	Signal red	1	6120 36 8
STD-D0C SWGR2	Black-grey	1	6120 37 0
STD-D0C AL2	Aluminium painted	1	6120 37 2

Socket 0°, Connect 45, protective contact, triple

Available from 01/09/2014

Type	Colour	Pack.	Item No.
		pcs	
STD-D0C RW3	Pure white	1	6120 38 2
STD-D0C ROR3	Pure orange	1	6120 38 4
STD-D0C MZGN3	Mint green	1	6120 38 6
STD-D0C SRO3	Signal red	1	6120 38 8
STD-D0C SWGR3	Black-grey	1	6120 39 0
STD-D0C AL3	Aluminium painted	1	6120 39 2

Socket 0°, Connect 80, protective contact, single

Available from 01/09/2014

Type	Colour	Pack.	Item No.
		pcs	
STD-D0C8 RW1	Pure white	1	6120 41 2
STD-D0C8 ROR1	Pure orange	1	6120 41 4
STD-D0C8 MZGN1	Mint green	1	6120 41 6
STD-D0C8 SRO1	Signal red	1	6120 41 8
STD-D0C8 SWGR1	Black-grey	1	6120 42 0
STD-D0C8 AL1	Aluminium painted	1	6120 42 2

Socket 0°, Connect 80, protective contact, double

Available from 01/09/2014

Type	Colour	Pack.	Item No.
		pcs	
STD-D0C8 RW2	Pure white	1	6120 43 2
STD-D0C8 ROR2	Pure orange	1	6120 43 4
STD-D0C8 MZGN2	Mint green	1	6120 43 6
STD-D0C8 SRO2	Signal red	1	6120 43 8
STD-D0C8 SWGR2	Black-grey	1	6120 44 0
STD-D0C8 AL2	Aluminium painted	1	6120 44 2

Socket 0°, Connect 80, protective contact, triple

Available from 01/09/2014

Type	Colour	Pack.	Item No.
		pcs	
STD-D0C8 RW3	Pure white	1	6120 45 2
STD-D0C8 ROR3	Pure orange	1	6120 45 4
STD-D0C8 MZGN3	Mint green	1	6120 45 6
STD-D0C8 SRO3	Signal red	1	6120 45 8
STD-D0C8 SWGR3	Black-grey	1	6120 46 0
STD-D0C8 AL3	Aluminium painted	1	6120 46 2

Socket 33°, Connect 45, protective contact, double

Type	Colour	Pack.	Item No.
		pcs	
STD-D3C RW2	Pure white	1	6120 48 2
STD-D3C ROR2	Pure orange	1	6120 48 4
STD-D3C MZGN2	Mint green	1	6120 48 6
STD-D3C SRO2	Signal red	1	6120 48 8
STD-D3C SWGR2	Black-grey	1	6120 49 0
STD-D3C AL2	Aluminium painted	1	6120 49 2

Socket 33°, Connect 45, protective contact, triple

Type	Colour	Pack.	Item No.
		pcs	
STD-D3C RW3	Pure white	1	6120 50 2
STD-D3C ROR3	Pure orange	1	6120 50 4
STD-D3C MZGN3	Mint green	1	6120 50 6
STD-D3C SRO3	Signal red	1	6120 50 8
STD-D3C SWGR3	Black-grey	1	6120 51 0
STD-D3C AL3	Aluminium painted	1	6120 51 2

Strain relief for Modul 45connect® sockets

Type	Colour	Pack.	Item No.
		pcs	
ZL-STD C	Black	1	6120 78 4

Sockets with earthing pin Modul 45connect®

Socket 0°, Connect 45, with earthing pin, single

Available from 01/09/2014

Type	Colour	Pack.	Item No.
		pcs	
STD-F0C RW1	Pure white	1	6120 53 2
STD-F0C ROR1	Pure orange	1	6120 53 4
STD-F0C MZGN1	Mint green	1	6120 53 6
STD-F0C SRO1	Signal red	1	6120 53 8
STD-F0C SWGR1	Black-grey	1	6120 54 0
STD-F0C AL1	Aluminium painted	1	6120 54 2

Socket 0°, Connect 45, with earthing pin, double

Available from 01/09/2014

Type	Colour	Pack.	Item No.
		pcs	
STD-F0C RW2	Pure white	1	6120 55 2
STD-F0C ROR2	Pure orange	1	6120 55 4
STD-F0C MZGN2	Mint green	1	6120 55 6
STD-F0C SRO2	Signal red	1	6120 55 8
STD-F0C SWGR2	Black-grey	1	6120 56 0
STD-F0C AL2	Aluminium painted	1	6120 56 2

Socket 0°, Connect 45, with earthing pin, triple

Available from 01/09/2014

Type	Colour	Pack.	Item No.
		pcs	
STD-F0C RW3	Pure white	1	6120 57 2
STD-F0C ROR3	Pure orange	1	6120 57 4
STD-F0C MZGN3	Mint green	1	6120 57 6
STD-F0C SRO3	Signal red	1	6120 57 8
STD-F0C SWGR3	Black-grey	1	6120 58 0
STD-F0C AL3	Aluminium painted	1	6120 58 2

Socket 0°, Connect 80, with earthing pin, single

Available from 01/09/2014

Type	Colour	Pack.	Item No.
		pcs	
STD-F0C8 RW1	Pure white	1	6120 60 2
STD-F0C8 ROR1	Pure orange	1	6120 60 4
STD-F0C8 MZGN1	Mint green	1	6120 60 6
STD-F0C8 SRO1	Signal red	1	6120 60 8
STD-F0C8 SWGR1	Black-grey	1	6120 61 0
STD-F0C8 AL1	Aluminium painted	1	6120 61 2

Socket 0°, Connect 80, with earthing pin, double

Available from 01/09/2014

Type	Colour	Pack.	Item No.
		pcs	
STD-F0C8 RW2	Pure white	1	6120 62 2
STD-F0C8 ROR2	Pure orange	1	6120 62 4
STD-F0C8 MZGN2	Mint green	1	6120 62 6
STD-F0C8 SRO2	Signal red	1	6120 62 8
STD-F0C8 SWGR2	Black-grey	1	6120 63 0
STD-F0C8 AL2	Aluminium painted	1	6120 63 2

Socket 0°, Connect 80, with earthing pin, triple

Available from 01/09/2014


Type	Colour	Pack.	Item No.
		pcs	
STD-F0C8 RW3	Pure white	1	6120 64 2
STD-F0C8 ROR3	Pure orange	1	6120 64 4
STD-F0C8 MZGN3	Mint green	1	6120 64 6
STD-F0C8 SRO3	Signal red	1	6120 64 8
STD-F0C8 SWGR3	Black-grey	1	6120 65 0
STD-F0C8 AL3	Aluminium painted	1	6120 65 2



Modul 45connect® systems, sockets and installation accessories


Sockets with earthing pin Modul 45connect®

Socket 33°, Connect 45, with earthing pin, double




Type	Colour	Pack.	Item No.
		pcs	
STD-F3C RW2	Pure white	1	6120 67 2
STD-F3C ROR2	Pure orange	1	6120 67 4
STD-F3C MZGN2	Mint green	1	6120 67 6
STD-F3C SRO2	Signal red	1	6120 67 8
STD-F3C SWGR2	Black-grey	1	6120 68 0
STD-F3C AL2	Aluminium painted	1	6120 68 2

Socket 33°, Connect 45, with earthing pin, triple



Type	Colour	Pack.	Item No.
		pcs	
STD-F3C RW3	Pure white	1	6120 69 2
STD-F3C ROR3	Pure orange	1	6120 69 4
STD-F3C MZGN3	Mint green	1	6120 69 6
STD-F3C SRO3	Signal red	1	6120 69 8
STD-F3C SWGR3	Black-grey	1	6120 70 0
STD-F3C AL3	Aluminium painted	1	6120 70 2


Strain relief for Modul 45connect® sockets



Type	Colour	Pack.	Item No.
		pcs	
ZL-STD C	Black	1	6120 78 4


Connection adapter Modul 45connect®

Connection adapter, straight, connector part




Type	Colour	Pack.	Item No.
		pcs	
STA-SKS S1 SW	Black	10	6117 19 2
STA-SKS S1 W	White	10	6117 19 3

Connection adapter, straight, socket part




Type	Colour	Pack.	Item No.
		pcs	
BTA-SKS S1 SW	Black	10	6117 19 0
BTA-SKS S1 W	White	10	6117 19 1

Connection adapter, U-shaped, connector part




Type	Colour	Pack.	Item No.
		pcs	
STA-SKS SU1 SW	Black	10	6117 19 6
STA-SKS SU1 W	White	10	6117 19 7

Connection adapter, socket, Modul 45connect®



Type	Colour	Pack.	Item No.
		pcs	
VB-SKS S	Black	10	6117 19 8


Connection adapter, GST181, straight



Type	Colour	Pack.	Item No.
		pcs	
VB-G GST181p	Black	10	6108 04 5


Surge protection for Modul 45connect® sockets

Surge protection device, 1/2 module, visual signalling




Type	Highest continuous voltage V	Signalling on device	Pack.	Item No.
			pcs	
ÜSS 45-O-RW	255	Visual	1	6117 47 3
ÜSS 45-O-ALU	255	Visual	1	6117 47 5

Surge protection device, 1/2 module, acoustic signalling




Type	Highest continuous voltage V	Signalling on device	Pack.	Item No.
			pcs	
ÜSS 45-A-RW	255	Audible	1	6117 46 5
ÜSS 45-A-ALU	255	Audible	1	6117 46 7

Surge protection device, acoustic signalling



Type	Highest continuous voltage V	Signalling on device	Pack.	Item No.
			pcs	
ÜSM-A	255	Audible	1	5092 45 1

Surge protection module with support for Modul 45connect



Type	Highest continuous voltage V	Signalling on device	Pack.	Item No.
			pcs	
ÜSM-A-4T	255	Audible	1	6107 80 1






**Modul 45® systems,
switching and connection devices**




Modul 45® systems, switching and connection accessories


Switching devices, Modul 45®

 **Changeover switch, 1/2 module**


Type	Colour	Pack.	Item No.
		pcs	
TA-B RW0.5	Pure white	10	6117 67 0
TA-B SWGR0.5	Black-grey	10	6117 66 8
TA-B AL0.5	Aluminium painted	10	6117 67 1

 **Changeover switch, 1/2 module, can be lit with LED element**


Type	Colour	Pack.	Item No.
		pcs	
TA-K RW0.5	Pure white	10	6117 67 8
TA-K SWGR0.5	Black-grey	10	6117 67 7
TA-K AL0.5	Aluminium painted	10	6117 67 9

 **Changeover switch, 1 module**


Type	Colour	Pack.	Item No.
		pcs	
TA-B RW1	Pure white	10	6117 67 3
TA-B SWGR1	Black-grey	10	6117 66 9
TA-B AL1	Aluminium painted	10	6117 67 4

 **Roller blind button, 1 module**


Type	Colour	Pack.	Item No.
		pcs	
RT-BS1 RW1	Pure white	10	6117 65 7
RT-BS1 SWGR1	Black-grey	10	6117 65 6
RT-BS1 AL1	Aluminium painted	10	6117 65 8

 **One-way switch, 1/2 module**


Type	Colour	Pack.	Item No.
		pcs	
AS-B RW0.5	Pure white	10	6117 62 0
AS-B SWGR0.5	Black-grey	10	6117 62 2
AS-B AL0.5	Aluminium painted	10	6117 62 1

 **One-way switch, 1/2 module, can be lit with LED element**


Type	Colour	Pack.	Item No.
		pcs	
AS-K RW0.5	Pure white	10	6117 62 4
AS-K SWGR0.5	Black-grey	10	6117 62 3
AS-K AL0.5	Aluminium painted	10	6117 62 5

 **One-way switch, 2-pole, 1 module**


Type	Colour	Pack.	Item No.
		pcs	
AS-B2P RW1	Pure white	10	6117 64 4
AS-B2P SWGR1	Black-grey	10	6117 64 3
AS-B2P AL1	Aluminium painted	10	6117 64 5

 **One-way switch, 2-pole, 1 module, illuminated with LED element**


Type	Colour	Pack.	Item No.
		pcs	
AS-K2P RW1	Pure white	10	6117 64 7
AS-K2P SWGR1	Black-grey	10	6117 64 6
AS-K2P AL1	Aluminium painted	10	6117 64 8

 **Changeover switch, 1/2 module**


Type	Colour	Pack.	Item No.
		pcs	
WS-B RW0.5	Pure white	10	6117 62 7
WS-B SWGR0.5	Black-grey	10	6117 62 6
WS-B AL0.5	Aluminium painted	10	6117 62 8

 **Changeover switch, 1/2 module, can be lit with LED element**


Type	Colour	Pack.	Item No.
		pcs	
WS-K RW0.5	Pure white	10	6117 63 0
WS-K SWGR0.5	Black-grey	10	6117 62 9
WS-K AL0.5	Aluminium painted	10	6117 63 1

 **Changeover switch, 1 module**


Type	Colour	Pack.	Item No.
		pcs	
WS-B RW1	Pure white	10	6117 64 0
WS-B SWGR1	Black-grey	10	6117 64 2
WS-B AL1	Aluminium painted	10	6117 64 1

 **Series switch, 1 module**


Type	Colour	Pack.	Item No.
		pcs	
SE-B RW1	Pure white	10	6117 61 5
SE-B SWGR1	Black-grey	10	6117 61 4
SE-B AL1	Aluminium painted	10	6117 61 6

 **Cross switch, 1 module**


Type	Colour	Pack.	Item No.
		pcs	
KS-B RW1	Pure white	10	6117 63 7
KS-B SWGR1	Black-grey	10	6117 63 9
KS-B AL1	Aluminium painted	10	6117 63 8

 **Roller blind switch, 1 module**

Type	Colour	Pack.	Item No.
		pcs	
RS-BS1 RW1	Pure white	10	6117 65 4
RS-BS1 SWGR1	Black-grey	10	6117 65 3
RS-BS1 AL1	Aluminium painted	10	6117 65 5

 **Adapter for switch installation rotated through 90°**

Type	Colour	Pack.	Item No.
		pcs	
AD-90G M45	—	1	6258 14 1

 **LED element**


Type	Colour	Pack.	Item No.
		pcs	
BE-LED B1RO	Red	10	6117 75 7
BE-LED B1GN	Green	10	6117 75 8



Modul 45® systems, switching and connection accessories


Electronic switching devices, Modul 45®

Relay insert, 1 module, changeover




Type	Colour	Pack.	Item No.
		pcs	
RE-UW 1	–	1	6117 66 2

Relay insert, 1 module, 2-channel




Type	Colour	Pack.	Item No.
		pcs	
RE-U2K 1	–	1	6117 66 5

Fitting for timer switch, matches relay insert type RE-UW and RE-U2K




Type	Colour	Pack.	Item No.
		pcs	
ZU-A RW1	Pure white	1	6117 35 2
ZU-A SWGR1	Black-grey	1	6117 35 6
ZU-A AL1	Aluminium painted	1	6117 35 4

Fitting for roller shutter timer, matches relay insert type RE-U2K




Type	Colour	Pack.	Item No.
		pcs	
RZU-A RW1	Pure white	1	6117 36 4
RZU-A SWGR1	Black-grey	1	6117 36 8
RZU-A AL1	Aluminium painted	1	6117 36 6

Fitting for room thermostat, matches relay insert type RE-UW




Type	Colour	Pack.	Item No.
		pcs	
RTR-A RW1	Pure white	1	6117 36 8
RTR-A SWGR1	Black-grey	1	6117 36 2
RTR-A AL1	Aluminium painted	1	6117 36 0

Fitting for motion sensor 180°, matches relay insert type RE-UW




Type	Colour	Pack.	Item No.
		pcs	
BM-A180 RW1	Pure white	1	6117 37 0
BM-A180 SWGR1	Black-grey	1	6117 37 4
BM-A180 AL1	Aluminium painted	1	6117 37 2

Touch dimmer, 1/2 module, for ohmic and inductive loads



Type	Colour	Pack.	Item No.
		pcs	
TD-AN21 RW0.5	Pure white	1	6117 54 0
TD-AN21 SWGR0.5	Black-grey	1	6117 54 2
TD-AN21 AL0.5	Aluminium painted	1	6117 54 4


Touch dimmer, 1/2 module, for electronic transformers and ohmic loads



Type	Colour	Pack.	Item No.
		pcs	
TD-AB21 RW0.5	Pure white	1	6117 54 8
TD-AB21 SWGR0.5	Black-grey	1	6117 55 0
TD-AB21 AL0.5	Aluminium painted	1	6117 55 2


Connection devices and covers, Modul 45®

Equipotential bonding socket, 1 module, straight outlet




Type	Colour	Pack.	Item No.
		pcs	
PAD-ID6 RW1	Pure white	1	6120 00 3
PAD-ID6 SWGR1	Black-grey	1	6120 00 1
PAD-ID6 AL1	Aluminium painted	1	6120 00 5

TAE telephone connection socket, 1 module, F version




Type	Colour	Pack.	Item No.
		pcs	
TAE-6F RW1	Pure white	1	6117 42 8
TAE-6F AL1	Aluminium painted	1	6117 43 0

Cable outlet for 3-11 mm cross-section




Type	Colour	Pack.	Item No.
		pcs	
KAL-K11 RW1	Pure white	1	6117 42 0
KAL-K11 SWGR1	Black-grey	1	6117 42 1
KAL-K11 AL1	Aluminium painted	1	6117 42 2

Blanking cover with labelling panel, 1/2 module




Type	Colour	Pack.	Item No.
		pcs	
ADP-BF RW0.5	Pure white	1	6117 41 0
ADP-BF SWGR0.5	Black-grey	1	6117 41 1
ADP-BF AL0.5	Aluminium painted	1	6117 41 2

Blanking cover, 1/2 module



Type	Colour	Pack.	Item No.
		pcs	
ADP-B RW0.5	Pure white	10	6117 41 4
ADP-B SWGR0.5	Black-grey	10	6117 41 5
ADP-B AL0.5	Aluminium painted	1	6117 41 6

Blanking cover, 1 module



Type	Colour	Pack.	Item No.
		pcs	
ADP-B RW1	Pure white	10	6117 40 6
ADP-B SWGR1	Black-grey	10	6117 40 7
ADP-B AL1	Aluminium painted	1	6117 40 8






**Modul 45® systems,
data technology solutions**


Data technology connection solution, Modul 45®

Data technology support, 1 module, straight outlet, type RM




Type	Colour	Pack.	Item No.
		pcs	
DTG-2RM RW1	Pure white	1	6119 29 2
DTG-2RM SWGR1	Black-grey	1	6119 29 4
DTG-2RM AL1	Aluminium painted	1	6119 29 6

Data technology support, 1 module, slanting outlet, type RM




Type	Colour	Pack.	Item No.
		pcs	
DTS-2RM RW1	Pure white	1	6119 29 8
DTS-2RM SWGR1	Black-grey	1	6119 30 0
DTS-2RM AL1	Aluminium painted	1	6119 30 2

Data connection module RJ45, cat. 5e, unshielded, type RM




Type	Pack.	Item No.
	pcs	
ASM-C5	1	6117 33 7

Data connection module RJ45, cat. 5e, shielded, type RM




Type	Pack.	Item No.
	pcs	
ASM-C5 G	1	6117 32 5

Data connection module RJ45, cat. 6, unshielded, type RM




Type	Pack.	Item No.
	pcs	
ASM-C6	1	6117 34 1

Data connection module RJ45, cat. 6, shielded, type RM




Type	Pack.	Item No.
	pcs	
ASM-C6 G	1	6117 32 9

CP universal cable RJ45, cat. 6, unshielded, type RM




Type	Length	Pack.	Item No.
	mm	pcs	
CPK-C6 U/UTP3	3000	1	6118 01 2
CPK-C6U UTP5	5000	1	6117 94 7
CPK-C6U UTP7.5	7500	1	6117 94 9
CPK-C6 U/UTP10	10000	1	6118 01 4
CPK-C6 U/UTP15	15000	1	6118 01 6

CP universal cable RJ45, cat. 6, shielded, type RM




Type	Length	Pack.	Item No.
	mm	pcs	
CPK-C6 S/FTP3	3000	1	6118 01 0
CPK-C6 S/FTP5	5000	1	6118 01 1
CPK-C6S FTP7.5	7500	1	6117 94 8
CPK-C6S FTP10	10000	1	6117 95 0
CPK-C6S FTP15	15000	1	6117 95 2

Data technology support, 1 module, straight outlet, Type C




Type	Colour	Pack.	Item No.
		pcs	
DTG-2C RW1	Pure white	1	6119 21 4
DTG-2C SWGR1	Black-grey	1	6119 21 6
DTG-2C AL1	Aluminium painted	1	6119 21 8

Data technology support, 1 module, slanting outlet, Type C




Type	Colour	Pack.	Item No.
		pcs	
DTS-2C RW1	Pure white	1	6119 25 0
DTS-2C SWGR1	Black-grey	1	6119 25 2
DTS-2C AL1	Aluminium painted	1	6119 25 4

Data connection module RJ45, cat. 6A (ISO), unshielded, type C




Type	Colour	Pack.	Item No.
		pcs	
ASM-C6A	Grey	1	6117 34 8

Data connection module RJ45, cat. 6A (ISO), shielded, type C




Type	Colour	Pack.	Item No.
		pcs	
ASM-C6A G	Grey	1	6117 34 6

CP universal cable RJ45, cat. 6A (ISO), unshielded, type C



Type	Length	Pack.	Item No.
	mm	pcs	
CPK-C6A U/UTP3	3000	1	6118 02 8
CPK-C6A U/UTP5	5000	1	6118 03 0
CPK-C6A U/UTP7,5	7500	1	6118 03 2
CPK-C6A U/UTP10	10000	1	6118 03 4
CPK-C6A U/UTP15	15000	1	6118 03 6

CP universal cable RJ45, cat. 6A (ISO), shielded, type C



Type	Length	Pack.	Item No.
	mm	pcs	
CPK-C6A S/FTP3	3000	1	6118 01 8
CPK-C6A S/FTP5	5000	1	6118 02 0
CPK-C6A S/FTP7,5	7500	1	6118 02 2
CPK-C6A S/FTP10	10000	1	6118 02 4
CPK-C6A S/FTP15	15000	1	6118 02 6




Overview table – installing data equipment modules made by different manufacturers

Manufacturer	Data technology module	Data technology support
3M	Volition K6	Type C (without dust protection slider)
3M	Volition K10	Type C (without dust protection slider)
3M	Volition CAT6A	Type C (without dust protection slider)
AMP/Tyco	SL Series 110Connect (without dust protection flap)	Type A
AMP/Tyco	SL Series Toolless (without dust protection flap)	Type A
Avaya/Systimax	M series	Type F
Brand-Rex	Modules with the item number ending ...JAKS000CR	Type A
Brand-Rex	Modules with the item number ending ...JAKU002	Type A
BTR Netcom		Type B
BTR Netcom		Type B
BTR Netcom		Type C
BTR Netcom		Type C
BTR Netcom		Type C
Corning	Modules with Keystone retainer	Type C
Dätwyler Cables	MS module	Type B
Dätwyler Cables	MS-N module	Type B
Dätwyler Cables	KS-T module	Type C
Dätwyler Cables	MS-K module	Type C
Dätwyler Cables	KU-T module	Type C
EKU	E-Stone module	Type C
Harting	Prelink Keystone Cat.6	Type C
Leoni Kerpen	MegaLine Keystone Cat.6A	Type C
Leoni Kerpen	ELine 500 plus (without dust protection flap)	Type EP
Lexcom/Schneider	LexCom 125	Type LE
Lexcom/Schneider	LexCom 250	Type LE
Lexcom/Schneider	LexCom 500	Type LE
Nexans	LANmark RJ45 with blue adapter clip	Type A
Nexans	LANmark GG45 with metal clip	Type A
OBO Bettermann	Connection module, type ASM-C6A	Type C
OBO Bettermann	Connection module, type ASM-C6A G	Type C
OBO Bettermann	Connection module, type ASM-C5	Type RM
OBO Bettermann	Connection module, type ASM-C5 G	Type RM
OBO Bettermann	Connection module, type ASM-C6	Type RM
OBO Bettermann	Connection module, type ASM-C6 G	Type RM
Panduit	Mini-Com	Type PA
R&M	Cat.6A module with Keystone fastening	Type C
R&M	Cat.5 and Cat.6 modules without support plate	Type RM
Rutenbeck	UM module	Type C
Rutenbeck	Umflex module	Type C
SETEC	UKJ module	Type C
SETEC	XKJ module	Type C
Telegärtner	AMJ module	Type C
Telegärtner	UMJ module	Type C


Universal data technology support for Modul 45®

Data technology support, 1 module, straight outlet, Type A




Type	Colour	Pack.	Item No.
		pcs	
DTG-2A RW1	Pure white	1	6119 20 2
DTG-2A SWGR1	Black-grey	1	6119 20 4
DTG-2A AL1	Aluminium painted	1	6119 20 6

Data technology support, 1 module, slanting outlet, Type A




Type	Colour	Pack.	Item No.
		pcs	
DTS-2A RW1	Pure white	1	6119 23 8
DTS-2A SWGR1	Black-grey	1	6119 24 0
DTS-2A AL1	Aluminium painted	1	6119 24 2

Data technology support, 1 module, straight outlet, Type B




Type	Colour	Pack.	Item No.
		pcs	
DTG-2B RW1	Pure white	1	6119 20 8
DTG-2B SWGR1	Black-grey	1	6119 21 0
DTG-2B AL1	Aluminium painted	1	6119 21 2

Data technology support, 1 module, slanting outlet, Type B




Type	Colour	Pack.	Item No.
		pcs	
DTS-2B RW1	Pure white	1	6119 24 4
DTS-2B SWGR1	Black-grey	1	6119 24 6
DTS-2B AL1	Aluminium painted	1	6119 24 8

Data technology support, 1 module, straight outlet, Type C




Type	Colour	Pack.	Item No.
		pcs	
DTG-2C RW1	Pure white	1	6119 21 4
DTG-2C SWGR1	Black-grey	1	6119 21 6
DTG-2C AL1	Aluminium painted	1	6119 21 8

Data technology support, 1 module, slanting outlet, Type C




Type	Colour	Pack.	Item No.
		pcs	
DTS-2C RW1	Pure white	1	6119 25 0
DTS-2C SWGR1	Black-grey	1	6119 25 2
DTS-2C AL1	Aluminium painted	1	6119 25 4

Data technology support, 1 module, straight outlet, Type C, without dust protection slider




Type	Colour	Pack.	Item No.
		pcs	
DTG-02C RW1	Pure white	1	6119 28 0
DTG-02C SWGR1	Black-grey	1	6119 28 2
DTG-02C AL1	Aluminium painted	1	6119 28 4

Data technology support, 1 module, slanting outlet, Type C, without dust protection slider




Type	Colour	Pack.	Item No.
		pcs	
DTS-02C RW1	Pure white	1	6119 28 6
DTS-02C SWGR1	Black-grey	1	6119 28 8
DTS-02C AL1	Aluminium painted	1	6119 29 0

Data technology support, 1 module, straight outlet, Type EP




Type	Colour	Pack.	Item No.
		pcs	
DTG-2EP RW1	Pure white	1	6119 23 2
DTG-2EP SWGR1	Black-grey	1	6119 23 4
DTG-2EP AL1	Aluminium painted	1	6119 23 6

Data technology support, 1 module, slanting outlet, Type EP




Type	Colour	Pack.	Item No.
		pcs	
DTS-2EP RW1	Pure white	1	6119 26 8
DTS-2EP SWGR1	Black-grey	1	6119 27 0
DTS-2EP AL1	Aluminium painted	1	6119 27 2

Data technology support, 1 module, straight outlet, Type F




Type	Colour	Pack.	Item No.
		pcs	
DTG-2F RW1	Pure white	1	6119 22 0
DTG-2F SWGR1	Black-grey	1	6119 22 2
DTG-2F AL1	Aluminium painted	1	6119 22 4

Data technology support, 1 module, slanting outlet, Type F




Type	Colour	Pack.	Item No.
		pcs	
DTS-2F RW1	Pure white	1	6119 25 6
DTS-2F SWGR1	Black-grey	1	6119 25 8
DTS-2F AL1	Aluminium painted	1	6119 26 0

Data technology support, 1 module, straight outlet, Type PA




Type	Colour	Pack.	Item No.
		pcs	
DTG-2PA RW1	Pure white	1	6119 22 6
DTG-2PA SWGR1	Black-grey	1	6119 22 8
DTG-2PA AL1	Aluminium painted	1	6119 23 0

Data technology support, 1 module, slanting outlet, Type PA




Type	Colour	Pack.	Item No.
		pcs	
DTS-2PA RW1	Pure white	1	6119 26 2
DTS-2PA SWGR1	Black-grey	1	6119 26 4
DTS-2PA AL1	Aluminium painted	1	6119 26 6

Data technology support, 1 module, straight outlet, Type RM




Type	Colour	Pack.	Item No.
		pcs	
DTG-2RM RW1	Pure white	1	6119 29 2
DTG-2RM SWGR1	Black-grey	1	6119 29 4
DTG-2RM AL1	Aluminium painted	1	6119 29 6

Data technology support, 1 module, slanting outlet, Type RM



Type	Colour	Pack.	Item No.
		pcs	
DTS-2RM RW1	Pure white	1	6119 29 8
DTS-2RM SWGR1	Black-grey	1	6119 30 0
DTS-2RM AL1	Aluminium painted	1	6119 30 2

Data technology support, 1 module, straight outlet, Type LE



Type	Colour	Pack.	Item No.
		pcs	
DTG-02LE RW1	Pure white	1	6119 30 4
DTG-02LE SWGR1	Black-grey	1	6119 30 6
DTG-02LE AL1	Aluminium painted	1	6119 30 8





LEUCHT (PUSH)



**Modul 45® systems,
multimedia solutions**

Beamer 01




Audio IN
(Stereo)




Multimedia connection solutions, Modul 45®

VGA connection, 1 module, straight outlet, as screw connection




Type	Colour	Pack.	Item No.
		pcs	
MTG-VGA S RW1	Pure white	1	6104 61 0
MTG-VGA S SWGR1	Black-grey	1	6104 61 3
MTG-VGA S AL1	Aluminium painted	1	6104 61 6

VGA connection, 1 module, slanting outlet, as screw connection




Type	Colour	Pack.	Item No.
		pcs	
MTS-VGA S RW1	Pure white	1	6104 62 2
MTS-VGA S SWGR1	Black-grey	1	6104 62 5
MTS-VGA S AL1	Aluminium painted	1	6104 62 8

VGA connection, 1 module, straight outlet, with connection cable




Type	Colour	Pack.	Item No.
		pcs	
MTG-VGA F RW1	Pure white	1	6104 65 8
MTG-VGA F SWGR1	Black-grey	1	6104 66 1
MTG-VGA F AL1	Aluminium painted	1	6104 66 4

VGA connection, 1 module, slanting outlet, with connection cable




Type	Colour	Pack.	Item No.
		pcs	
MTS-VGA F RW1	Pure white	1	6104 67 0
MTS-VGA F SWGR1	Black-grey	1	6104 67 3
MTS-VGA F AL1	Aluminium painted	1	6104 67 6

D-Sub9 connection, 1 module, straight outlet, as screw connection




Type	Colour	Pack.	Item No.
		pcs	
MTG-DB9 S RW1	Pure white	1	6104 63 4
MTG-DB9 S SWGR1	Black-grey	1	6104 63 7
MTG-DB9 S AL1	Aluminium painted	1	6104 64 0

D-Sub9 connection, 1 module, slanting outlet, as screw connection




Type	Colour	Pack.	Item No.
		pcs	
MTS-DB9 S RW1	Pure white	1	6104 64 6
MTS-DB9 S SWGR1	Black-grey	1	6104 64 9
MTS-DB9 S AL1	Aluminium painted	1	6104 65 2

D-Sub9 connection, 1 module, straight outlet, with connection cable




Type	Colour	Pack.	Item No.
		pcs	
MTG-DB9 F RW1	Pure white	1	6104 68 2
MTG-DB9 F SWGR1	Black-grey	1	6104 68 5
MTG-DB9 F AL1	Aluminium painted	1	6104 68 8

D-Sub9 connection, 1 module, slanting outlet, with connection cable




Type	Colour	Pack.	Item No.
		pcs	
MTS-DB9 F RW1	Pure white	1	6104 69 4
MTS-DB9 F SWGR1	Black-grey	1	6104 69 7
MTS-DB9 F AL1	Aluminium painted	1	6104 70 0

Multimedia support for VGA / D-Sub9 plug connector, 1 module, straight outlet




Type	Colour	Pack.	Item No.
		pcs	
MTG-DB O RW1	Pure white	1	6104 70 6
MTG-DB O SWGR1	Black-grey	1	6104 70 9
MTG-DB O AL1	Aluminium painted	1	6104 71 2

Multimedia support for VGA / D-Sub9 plug connector, 1 module, slanting outlet




Type	Colour	Pack.	Item No.
		pcs	
MTS-DB O RW1	Pure white	1	6104 71 8
MTS-DB O SWGR1	Black-grey	1	6104 72 1
MTS-DB O AL1	Aluminium painted	1	6104 72 4

DVI-D connection, 1 module, straight outlet, as screw connection




Type	Colour	Pack.	Item No.
		pcs	
MTG-DVI S RW1	Pure white	1	6104 73 0
MTG-DVI S SWGR1	Black-grey	1	6104 73 3
MTG-DVI S AL1	Aluminium painted	1	6104 73 6

DVI-D connection, 1 module, slanting outlet, as screw connection




Type	Colour	Pack.	Item No.
		pcs	
MTS-DVI S RW1	Pure white	1	6104 74 2
MTS-DVI S SWGR1	Black-grey	1	6104 74 5
MTS-DVI S AL1	Aluminium painted	1	6104 74 8

DVI-I connection, 1 module, straight outlet, with connection cable




Type	Colour	Pack.	Item No.
		pcs	
MTG-DVI F RW1	Pure white	1	6104 75 4
MTG-DVI F SWGR1	Black-grey	1	6104 75 7
MTG-DVI F AL1	Aluminium painted	1	6104 76 0

DVI-I connection, 1 module, slanting outlet, with connection cable




Type	Colour	Pack.	Item No.
		pcs	
MTS-DVI F RW1	Pure white	1	6104 76 6
MTS-DVI F SWGR1	Black-grey	1	6104 76 9
MTS-DVI F AL1	Aluminium painted	1	6104 77 2

Multimedia support for DVI plug connector, 1 module, straight outlet




Type	Colour	Pack.	Item No.
		pcs	
MTG-DV O RW1	Pure white	1	6104 77 8
MTG-DV O SWGR1	Black-grey	1	6104 78 1
MTG-DV O AL1	Aluminium painted	1	6104 78 4

Multimedia support for DVI plug connector, 1 module, slanting outlet




Type	Colour	Pack.	Item No.
		pcs	
MTS-DV O RW1	Pure white	1	6104 79 0
MTS-DV O SWGR1	Black-grey	1	6104 79 3
MTS-DV O AL1	Aluminium painted	1	6104 79 6

HDMI connection, 1 module, straight outlet, as screw connection



Type	Colour	Pack.	Item No.
		pcs	
MTG-HD S RW1	Pure white	1	6104 80 2
MTG-HD S SWGR1	Black-grey	1	6104 80 5
MTG-HD S AL1	Aluminium painted	1	6104 80 8

HDMI connection, 1 module, slanting outlet, as screw connection




Type	Colour	Pack.	Item No.
		pcs	
MTS-HD S RW1	Pure white	1	6104 81 4
MTS-HD S SWGR1	Black-grey	1	6104 81 7
MTS-HD S AL1	Aluminium painted	1	6104 82 0



Modul 45® systems, multimedia solutions


Multimedia connection solutions, Modul 45®

HDMI connection, 1 module, straight outlet, with connection cable




Type	Colour	Pack.	Item No.
		pcs	
MTG-HD F RW1	Pure white	1	6104 82 6
MTG-HD F SWGR1	Black-grey	1	6104 82 9
MTG-HD F AL1	Aluminium painted	1	6104 83 2

HDMI connection, 1 module, slanting outlet, with connection cable




Type	Colour	Pack.	Item No.
		pcs	
MTS-HD F RW1	Pure white	1	6104 83 8
MTS-HD F SWGR1	Black-grey	1	6104 84 1
MTS-HD F AL1	Aluminium painted	1	6104 84 4

USB 2.0 / 3.0 connector, 1 module, straight outlet, screw connection




Type	Colour	Pack.	Item No.
		pcs	
MTG-U3A S RW1	Pure white	1	6104 87 4
MTG-U3A S SWGR1	Black-grey	1	6104 87 7
MTG-U3A S AL1	Aluminium painted	1	6104 88 0

USB 2.0 / 3.0 connector, 1 module, angled outlet, screw connection




Type	Colour	Pack.	Item No.
		pcs	
MTS-U3A S RW1	Pure white	1	6104 88 6
MTS-U3A S SWGR1	Black-grey	1	6104 88 9
MTS-U3A S AL1	Aluminium painted	1	6104 89 2

USB 2.0 / 3.0 connector, 1 module, straight outlet, with connector cable




Type	Colour	Pack.	Item No.
		pcs	
MTG-U3A F RW1	Pure white	1	6104 92 2
MTG-U3A F SWGR1	Black-grey	1	6104 92 5
MTG-U3A F AL1	Aluminium painted	1	6104 92 8

USB 2.0 / 3.0 connector, 1 module, angled outlet, with connector cable




Type	Colour	Pack.	Item No.
		pcs	
MTS-U3A F RW1	Pure white	1	6104 93 4
MTS-U3A F SWGR1	Black-grey	1	6104 93 7
MTS-U3A F AL1	Aluminium painted	1	6104 94 0

Mini jack connection, 1 module, straight outlet, as soldered connection




Type	Colour	Pack.	Item No.
		pcs	
MTG-MK L RW1	Pure white	1	6104 94 6
MTG-MK L SWGR1	Black-grey	1	6104 94 9
MTG-MK L AL1	Aluminium painted	1	6104 95 2

Mini jack connection, 1 module, slanting outlet, as soldered connection




Type	Colour	Pack.	Item No.
		pcs	
MTS-MK L RW1	Pure white	1	6104 95 8
MTS-MK L SWGR1	Black-grey	1	6104 96 1
MTS-MK L AL1	Aluminium painted	1	6104 96 4

Video cinch connection, 1 module, straight outlet, as soldered connection




Type	Colour	Pack.	Item No.
		pcs	
MTG-R L RW1	Pure white	1	6104 97 0
MTG-R L SWGR1	Black-grey	1	6104 97 3
MTG-R L AL1	Aluminium painted	1	6104 97 6

Video cinch connection, 1 module, slanting outlet, as soldered connection




Type	Colour	Pack.	Item No.
		pcs	
MTS-R L RW1	Pure white	1	6104 98 2
MTS-R L SWGR1	Black-grey	1	6104 98 5
MTS-R L AL1	Aluminium painted	1	6104 98 8

Video cinch connection, 1 module, straight outlet, as 1:1 coupling




Type	Colour	Pack.	Item No.
		pcs	
MTG-R F RW1	Pure white	1	6104 99 4
MTG-R F SWGR1	Black-grey	1	6104 99 7
MTG-R F AL1	Aluminium painted	1	6105 00 0

Video cinch connection, 1 module, slanting outlet, as 1:1 coupling




Type	Colour	Pack.	Item No.
		pcs	
MTS-R F RW1	Pure white	1	6105 00 6
MTS-R F SWGR1	Black-grey	1	6105 00 9
MTS-R F AL1	Aluminium painted	1	6105 01 2

Audio cinch connection, 1 module, straight outlet, as soldered connection




Type	Colour	Pack.	Item No.
		pcs	
MTG-2R L RW1	Pure white	1	6105 04 2
MTG-2R L SWGR1	Black-grey	1	6105 04 5
MTG-2R L AL1	Aluminium painted	1	6105 04 8

Audio cinch connection, 1 module, slanting outlet, as soldered connection




Type	Colour	Pack.	Item No.
		pcs	
MTS-2R L RW1	Pure white	1	6105 05 4
MTS-2R L SWGR1	Black-grey	1	6105 05 7
MTS-2R L AL1	Aluminium painted	1	6105 06 0

Audio cinch connection, 1 module, straight outlet, as 1:1 coupling




Type	Colour	Pack.	Item No.
		pcs	
MTG-2R F RW1	Pure white	1	6105 06 6
MTG-2R F SWGR1	Black-grey	1	6105 06 9
MTG-2R F AL1	Aluminium painted	1	6105 07 2

Audio cinch connection, 1 module, slanting outlet, as 1:1 coupling




Type	Colour	Pack.	Item No.
		pcs	
MTS-2R F RW1	Pure white	1	6105 07 8
MTS-2R F SWGR1	Black-grey	1	6105 08 1
MTS-2R F AL1	Aluminium painted	1	6105 08 4

Component video connection, 1 module, straight outlet, as soldered connection



Type	Colour	Pack.	Item No.
		pcs	
MTG-3R L RW1	Pure white	1	6105 11 4
MTG-3R L SWGR1	Black-grey	1	6105 11 7
MTG-3R L AL1	Aluminium painted	1	6105 12 0

Component video connection, 1 module, slanting outlet, as soldered connection




Type	Colour	Pack.	Item No.
		pcs	
MTS-3R L RW1	Pure white	1	6105 12 6
MTS-3R L SWGR1	Black-grey	1	6105 12 9
MTS-3R L AL1	Aluminium painted	1	6105 13 2

EGS


Multimedia connection solutions, Modul 45®

Component video connection, 1 module, straight outlet, as 1:1 coupling




Type	Colour	Pack.	Item No.
		pcs	
MTG-3R F RW1	Pure white	1	6105 13 8
MTG-3R F SWGR1	Black-grey	1	6105 14 1
MTG-3R F AL1	Aluminium painted	1	6105 14 4

Component video connection, 1 module, slanting outlet, as 1:1 coupling




Type	Colour	Pack.	Item No.
		pcs	
MTS-3R F RW1	Pure white	1	6105 15 0
MTS-3R F SWGR1	Black-grey	1	6105 15 3
MTS-3R F AL1	Aluminium painted	1	6105 15 6

Audio/video cinch connection, 1 module, straight outlet, as soldered connection




Type	Colour	Pack.	Item No.
		pcs	
MTG-12R L RW1	Pure white	1	6105 16 2
MTG-12R L SWGR1	Black-grey	1	6105 16 5
MTG-12R L AL1	Aluminium painted	1	6105 16 8

Audio/video cinch connection, 1 module, slanting outlet, as soldered connection




Type	Colour	Pack.	Item No.
		pcs	
MTS-12R L RW1	Pure white	1	6105 17 4
MTS-12R L SWGR1	Black-grey	1	6105 17 7
MTS-12R L AL1	Aluminium painted	1	6105 18 0

Audio/video cinch connection, 1 module, straight outlet, as 1:1 coupling




Type	Colour	Pack.	Item No.
		pcs	
MTG-12R F RW1	Pure white	1	6105 18 6
MTG-12R F SWGR1	Black-grey	1	6105 18 9
MTG-12R F AL1	Aluminium painted	1	6105 19 2

Audio/video cinch connection, 1 module, slanting outlet, as 1:1 coupling




Type	Colour	Pack.	Item No.
		pcs	
MTS-12R F RW1	Pure white	1	6105 19 8
MTS-12R F SWGR1	Black-grey	1	6105 20 1
MTS-12R F AL1	Aluminium painted	1	6105 20 4

BNC connection, 1 module, straight outlet, as 1:1 coupling




Type	Colour	Pack.	Item No.
		pcs	
MTG-BC F RW1	Pure white	1	6105 01 8
MTG-BC F SWGR1	Black-grey	1	6105 02 1
MTG-BC F AL1	Aluminium painted	1	6105 02 4

BNC connection, 1 module, slanting outlet, as 1:1 coupling




Type	Colour	Pack.	Item No.
		pcs	
MTS-BC F RW1	Pure white	1	6105 03 0
MTS-BC F SWGR1	Black-grey	1	6105 03 3
MTS-BC F AL1	Aluminium painted	1	6105 03 6

2x BNC connection, 1 module, straight outlet, as 1:1 coupling




Type	Colour	Pack.	Item No.
		pcs	
MTG-2BC F RW1	Pure white	1	6105 09 0
MTG-2BC F SWGR1	Black-grey	1	6105 09 3
MTG-2BC F AL1	Aluminium painted	1	6105 09 6

2x BNC connection, 1 module, slanting outlet, as 1:1 coupling




Type	Colour	Pack.	Item No.
		pcs	
MTS-2BC F RW1	Pure white	1	6105 10 2
MTS-2BC F SWGR1	Black-grey	1	6105 10 5
MTS-2BC F AL1	Aluminium painted	1	6105 10 8

XLR connection, 1 module, straight outlet, 3-pin socket, as soldered connection




Type	Colour	Pack.	Item No.
		pcs	
MTG-X3F L RW1	Pure white	1	6105 21 0
MTG-X3F L SWGR1	Black-grey	1	6105 21 3
MTG-X3F L AL1	Aluminium painted	1	6105 21 6

XLR connection, 1 module, straight outlet, 3-pin connector, as soldered connection




Type	Colour	Pack.	Item No.
		pcs	
MTG-X3M L RW1	Pure white	1	6105 22 2
MTG-X3M L SWGR1	Black-grey	1	6105 22 5
MTG-X3M L AL1	Aluminium painted	1	6105 22 8

XLR connection, 1 module, straight outlet, 3-pin socket, as screw connection




Type	Colour	Pack.	Item No.
		pcs	
MTG-X3F S RW1	Pure white	1	6105 25 0
MTG-X3F S SWGR1	Black-grey	1	6105 25 2
MTG-X3F S AL1	Aluminium painted	1	6105 25 4

XLR connection, 1 module, straight outlet, 3-pin connection, as screw connection




Type	Colour	Pack.	Item No.
		pcs	
MTG-X3M S RW1	Pure white	1	6105 25 8
MTG-X3M S SWGR1	Black-grey	1	6105 26 0
MTG-X3M S AL1	Aluminium painted	1	6105 26 2

Speakon connection, 1 module, straight outlet, 4-pin socket, as screw connection




Type	Colour	Pack.	Item No.
		pcs	
MTG-SON S RW1	Pure white	1	6105 27 0
MTG-SON S SWGR1	Black-grey	1	6105 27 2
MTG-SON S AL1	Aluminium painted	1	6105 27 4

Multimedia support for SLR plug connector, 1 module, straight outlet



Type	Colour	Pack.	Item No.
		pcs	
MTG-X O RW1	Pure white	1	6105 23 4
MTG-X O SWGR1	Black-grey	1	6105 23 7
MTG-X O AL1	Aluminium painted	1	6105 24 0

Antenna connection, 1 module, TV / Radio / SAT, antenna socket



Type	Colour	Pack.	Item No.
		pcs	
ANT-3SD RW1	Pure white	1	6105 28 2
ANT-3SD SWGR1	Black-grey	1	6105 28 4
ANT-3SD AL1	Aluminium painted	1	6105 28 6






**Modul 45® systems, device
installation solutions for concealed
and surface-mounted systems**



Modul 45® systems, device installation solutions for concealed and surface-mounted systems


Standard device installation, Modul 45®, concealed

Concealed accessory socket Modul 45, single




Type	Installation type	Colour	Pack.	Item No.
UG 60 D	Concealed	Black	25 pcs	2003 01 5

Concealed device/connection socket, single




Type	Installation type	Colour	Pack.	Item No.
UG 60 VD	Concealed	Black	25 pcs	2003 01 9

Signal cover, single




Type	Ø max.	Colour	Pack.	Item No.
UG 60 SD	60	Red	50 pcs	2003 31 7

Cavity wall accessory socket, single




Type	Colour	Milling hole Ø	Height	Pack.	Item No.
HG 60	Orange	68 mm	47 mm	25 pcs	2003 41 4

Cavity wall accessory/connection socket, single




Type	Colour	Milling hole Ø	Height	Pack.	Item No.
HV 60	Orange	68 mm	61 mm	25 pcs	2003 44 2

Cavity wall double accessory socket, 2x single




Type	Colour	Milling hole Ø	Height	Pack.	Item No.
HG 60 2	Orange	68 mm	50 mm	10 pcs	2003 42 2

Support plate, without fastening claw, single




Type	Colour	Pack.	Item No.
TG-UP80M1	Transparent	10 pcs	6119 93 4

Support plate, with fastening claw, single




Type	Colour	Pack.	Item No.
TG-UP80M1S	Transparent	10 pcs	6119 93 6

Cover frame, single, for 1/2-module devices




Type	Colour	Pack.	Item No.
ADR-UP80M0.5 RW	Pure white	1 pcs	6119 98 2

Cover frame, single




Type	Colour	Pack.	Item No.
ADR-UP80M1 RW	Pure white	1 pcs	6119 98 6

Cover frame, 2x single



Type	Colour	Pack.	Item No.
ADR-UP80M2 RW	Pure white	1 pcs	6119 99 0


Cover frame, 3x single



Type	Colour	Pack.	Item No.
ADR-UP80M3 RW	Pure white	1 pcs	6119 99 4


System device installation, Modul 45®, concealed

Concealed accessory socket, 1.5x




Type	Colour	Pack.	Item No.
UG-UPM1	Natural	1 pcs	6119 94 0

Signal cover, 1.5x




Type	Colour	Pack.	Item No.
PD-UPM1	Red	1 pcs	6119 94 5

Cavity wall accessory socket, 1.5x




Type	Colour	Pack.	Item No.
HG-UPM1	Blue	1 pcs	6119 95 0

Support plate, 1.5x




Type	Colour	Pack.	Item No.
TG-UPM1	Transparent	1 pcs	6119 95 5

Cover frame, 1.5x, for 1-module devices




Type	Colour	Pack.	Item No.
ADR-UPM1 RW	Pure white	1 pcs	6119 96 4

Cover frame, 1.5x, for 1.5-module devices




Type	Colour	Pack.	Item No.
ADR-UPM1.5 RW	Pure white	1 pcs	6119 96 8

Concealed accessory socket, double




Type	Colour	Pack.	Item No.
UG-UPM2	Natural	1 pcs	6119 94 1

Signal cover, double



Type	Colour	Pack.	Item No.
PD-UPM2	Red	1 pcs	6119 94 6

Cavity wall accessory socket, double




Type	Colour	Pack.	Item No.
HG-UPM2	Blue	1 pcs	6119 95 1



Modul 45® systems, device installation solutions for concealed and surface-mounted systems


System device installation, Modul 45®, concealed

Support plate, double




Type	Colour	Pack.	Item No.
TG-UPM2	Transparent	1 pcs	6119 95 6

Cover frame, double




Type	Colour	Pack.	Item No.
ADR-UPM2 RW	Pure white	1 pcs	6119 97 2

Concealed accessory socket, triple




Type	Colour	Pack.	Item No.
UG-UPM3	Natural	1 pcs	6119 94 3

Signal cover, triple




Type	Colour	Pack.	Item No.
PD-UPM3	Red	1 pcs	6119 94 7

Cavity wall accessory socket, triple




Type	Colour	Pack.	Item No.
HG-UPM3	Blue	1 pcs	6119 95 2

Support plate, triple



Type	Colour	Pack.	Item No.
TG-UPM3	Transparent	1 pcs	6119 95 7


Cover frame, triple



Type	Colour	Pack.	Item No.
ADR-UPM3 RW	Pure white	1 pcs	6119 97 6


Modal net device installation, Modul 45® in surface-mounted and cavity wall system

Surface-mounted housing, basic configuration, 2x double




Type	Colour	Pack.	Item No.
WG-AK RW	Pure white	1 pcs	6109 90 0

Surface-mounted housing, expansion module, double




Type	Colour	Pack.	Item No.
WG-MK RW	Pure white	1 pcs	6109 90 5

Surface-mounted housing, expansion module, double, with seat for one glow lamp element




Type	Colour	Pack.	Item No.
WG-MKL RW	Pure white	1 pcs	6109 90 9

Support for cavity wall installation 2x double




Type	Colour	Pack.	Item No.
WG-UK2	—	1 pcs	6109 95 0

Screen frame for cavity wall installation 2x double




Type	Colour	Pack.	Item No.
WG-UBR2 RW	Pure white	1 pcs	6109 93 4

Support for cavity wall installation 3x double




Type	Colour	Pack.	Item No.
WG-UK3	—	1 pcs	6109 95 2

Screen frame for cavity wall installation 3x double




Type	Colour	Pack.	Item No.
WG-UBR3 RW	Pure white	1 pcs	6109 93 6

Support for cavity wall installation 4x double




Type	Colour	Pack.	Item No.
WG-UK4	—	1 pcs	6109 95 4

Screen frame for cavity wall installation 4x double




Type	Colour	Pack.	Item No.
WG-UBR4 RW	Pure white	1 pcs	6109 93 8

Support for cavity wall installation 5x double




Type	Colour	Pack.	Item No.
WG-UK5	—	1 pcs	6109 95 6

Screen frame for cavity wall installation 5x double



Type	Colour	Pack.	Item No.
WG-UBR5 RW	Pure white	1 pcs	6109 94 0


Support for cavity wall installation 6x double




Type	Colour	Pack.	Item No.
WG-UK6	—	1 pcs	6109 95 8

Modul 45® systems, device installation solutions for concealed and surface-mounted systems


Modal net device installation, Modul 45® in surface-mounted and cavity wall system

 **Screen frame for cavity wall installation 6x double**


Type	Colour	Pack.	Item No.
		pcs	
WG-UBR6 RW	Pure white	1	6109 94 2

 **Cover frame, double, with seat for one glow lamp element**


Type	Colour	Pack.	Item No.
		pcs	
WG-AF2L RW	Pure white	6	6109 92 4

 **Cover frame, 2x single, with separating retainer**


Type	Colour	Pack.	Item No.
		pcs	
WG-AF11TW RW	Pure white	1	6109 92 7

 **Cover frame, double, for protective equipment installation**


Type	Colour	Pack.	Item No.
		pcs	
WG-AF2TE RW	Pure white	1	6109 93 2

 **Glow lamp element**

Type	Colour	Pack.	Item No.
		pcs	
BE-GL B1OR	Orange	1	6117 98 0

 **Complete unit, triple, 2x2 protective contact sockets with control light, 1x data technology support**

Type	Colour	Pack.	Item No.
		pcs	
WGA-K3WRD4 RW	Pure white	1	6109 91 6

 **Complete unit, single, as expansion module, 2 protective contact sockets with control light**

Type	Colour	Pack.	Item No.
		pcs	
WGM-K1W RW	Pure white	1	6109 91 9
WGM-K1R RW	Pure white	1	6109 92 0






Modul 45® systems, device installation solutions for Rapid 80 and ISS



Modul 45® systems, device installation solutions for Rapid 80 and ISS


Device installation, Modul 45® in Rapid 80 and ISS

Service unit, single, Modul 45®




Type	Colour	Pack.	Item No.
		pcs	
71GD8-2	Iron grey	1	6288 56 9

Strain relief for service unit




Type	Pack.	Item No.
	pcs	
7ZE	50	6288 79 0

Mounting support, single, for Modul 45®




Type	Colour	Pack.	Item No.
		pcs	
71MT1 45	Iron grey	10	6288 57 2

Cover frame AR45, single




Type	Colour	Pack.	Item No.
		pcs	
AR45-F1 RW	Pure white	1	6119 32 2
AR45-F1 SWGR	Black-grey	1	6119 32 4
AR45-F1 AL	Aluminium painted	1	6119 32 6

Cover frame AR45, single, with labelling panel for horizontal device installation




Type	Colour	Pack.	Item No.
		pcs	
AR45-BF1 RW	Pure white	1	6119 33 2
AR45-BF1 SWGR	Black-grey	1	6119 33 4
AR45-BF1 AL	Aluminium painted	1	6119 33 6

Cover frame AR45, single, with labelling panel for vertical device installation




Type	Colour	Pack.	Item No.
		pcs	
AR45-BSF1 RW	Pure white	1	6119 33 8
AR45-BSF1 SWGR	Black-grey	1	6119 33 9
AR45-BSF1 AL	Aluminium painted	1	6119 34 0

Service unit, double, Modul 45®




Type	Colour	Pack.	Weight	Item No.
		pcs	kg/100 pcs.	
71GD13	Iron grey	1	11.000	6288 58 3

Strain relief for service unit




Type	Pack.	Item No.
	pcs	
7ZE	50	6288 79 0

Mounting support, double, for Modul 45®




Type	Colour	Pack.	Item No.
		pcs	
71MT2 45	Light grey	5	6288 57 6

Cover frame AR45, double




Type	Colour	Pack.	Item No.
		pcs	
AR45-F2 RW	Pure white	1	6119 34 2
AR45-F2 SWGR	Black-grey	1	6119 34 4
AR45-F2 AL	Aluminium painted	1	6119 34 6

Cover frame AR45, double, with labelling panel for horizontal device installation




Type	Colour	Pack.	Item No.
		pcs	
AR45-BF2 RW	Pure white	1	6119 35 2
AR45-BF2 SWGR	Black-grey	1	6119 35 4
AR45-BF2 AL	Aluminium painted	1	6119 35 6

Cover frame AR45, double, with labelling panel for vertical device installation




Type	Colour	Pack.	Item No.
		pcs	
AR45-BSF2 RW	Pure white	1	6119 36 2
AR45-BSF2 SWGR	Black-grey	1	6119 36 4
AR45-BSF2 AL	Aluminium painted	1	6119 36 6

Service unit, triple, Modul 45®




Type	Colour	Pack.	Item No.
		pcs	
71GD9-2	Iron grey	1	6288 57 9

Strain relief for service unit




Type	Pack.	Item No.
	pcs	
7ZE	50	6288 79 0

Mounting support, triple, for Modul 45®




Type	Colour	Pack.	Item No.
		pcs	
71MT3 45-2	Iron grey	5	6288 57 4

Cover frame AR45, triple




Type	Colour	Pack.	Item No.
		pcs	
AR45-F3 RW	Pure white	1	6119 37 2
AR45-F3 SWGR	Black-grey	1	6119 37 4
AR45-F3 AL	Aluminium painted	1	6119 37 6

Cover frame AR45, triple, with labelling panel for horizontal device installation



Type	Colour	Pack.	Item No.
		pcs	
AR45-BF3 RW	Pure white	1	6119 38 2
AR45-BF3 SWGR	Black-grey	1	6119 38 4
AR45-BF3 AL	Aluminium painted	1	6119 38 6

Cover frame AR45, triple, with labelling area for vertical device installations




Type	Colour	Pack.	Item No.
		pcs	
AR45-BSF3 RW	Pure white	1	6119 38 7
AR45-BSF3 SWGR	Black-grey	1	6119 38 8
AR45-BSF3 AL	Aluminium painted	1	6119 38 9



Modul 45® systems, device installation solutions for Rapid 80 and ISS


Device installation, devices with 50 mm central plate in Rapid 80 and ISS

Service unit, single




Type	Colour	Pack.	Item No.
		pcs	
71GD6	Iron grey	5	6288 61 0

Service unit, single, with large installation opening




Type	Colour	Pack.	Item No.
		pcs	
71GD11	—	1	6288 53 2

Strain relief for service unit




Type	Pack.	Item No.
	pcs	
7ZE	50	6288 79 0

Mounting support, single, for data technology and ELKO devices



Type	Colour	Pack.	Item No.
		pcs	
71MTD	—	10	6288 57 7


Cover frame AR50, single



Type	Colour	Pack.	Item No.
		pcs	
AR50-F1 RW	Pure white	1	6119 39 2
AR50-F1 SWGR	Black-grey	1	6119 39 4
AR50-F1 AL	Aluminium painted	1	6119 39 6


Complete units, for Rapid 80 and ISS

Socket unit AR45, single




Type	Colour	Pack.	Item No.
		pcs	
SDE-RW D0RW1	Pure white	4	6119 40 1
SDE-RW D0GN1	Mint green	4	6119 40 2
SDE-RW D0RT1	Signal red	4	6119 40 3

Socket unit AR45, single, with labelling panel for horizontal device installation




Type	Colour	Pack.	Item No.
		pcs	
SDE-RW D0RW1B	Pure white	4	6119 42 1
SDE-RW D0GN1B	Mint green	4	6119 42 2
SDE-RW D0RT1B	Signal red	4	6119 42 3

Socket unit AR45, double




Type	Colour	Pack.	Item No.
		pcs	
SDE-RW D0RW2	Pure white	2	6119 40 7
SDE-RW D0GN2	Mint green	2	6119 40 8
SDE-RW D0RT2	Signal red	2	6119 40 9

Socket unit AR45, double, with labelling panel for horizontal device installation




Type	Colour	Pack.	Item No.
		pcs	
SDE-RW D0RW2B	Pure white	2	6119 42 7
SDE-RW D0GN2B	Mint green	2	6119 42 8
SDE-RW D0RT2B	Signal red	2	6119 42 9

Socket unit AR45, triple




Type	Colour	Pack.	Item No.
		pcs	
SDE-RW D0RW3	Pure white	2	6119 41 4
SDE-RW D0GN3	Mint green	2	6119 41 5
SDE-RW D0RT3	Signal red	2	6119 41 3

Socket unit AR45, triple, with labelling panel for horizontal device installation




Type	Colour	Pack.	Item No.
		pcs	
SDE-RW D0RW3B	Pure white	2	6119 43 3
SDE-RW D0GN3B	Mint green	2	6119 43 4
SDE-RW D0RT3B	Signal red	2	6119 43 5

Socket unit CEE, single, 16 A




Type	Colour	Pack.	Item No.
		pcs	
CEE16E2	Iron grey	1	6288 61 2

Socket unit CEE, single, 32 A



Type	Colour	Pack.	Item No.
		pcs	
CEE32E2	Iron grey	1	6288 61 4

Installation unit AR45, for 2 PU



Type	Colour	Pack.	Item No.
		pcs	
IKR-6 RW	Pure white	1	6119 31 9






**Workplace systems,
DB Deskbox**



Workplace systems, Deskboxes and Flexkanal


DB - ready-for-connection Deskbox

Deskbox DB, free erection, 3 sockets




Type	Colour	Pack.	Item No.
		pcs	
DB-5A3 D3S	Aluminium	1	6116 93 0

Deskbox DB, with fastening clamp, 3 sockets




Type	Colour	Pack.	Item No.
		pcs	
DB-1B3 D3S	Aluminium	1	6116 93 6

Deskbox DB, without fastening material, 3 sockets




Type	Colour	Pack.	Item No.
		pcs	
DB-0B3 D3S	Aluminium	1	6116 93 9

Deskbox DB, free erection, 3 sockets, 2x RJ45 Cat. 6



Type	Colour	Pack.	Item No.
		pcs	
DB-5A3 D3S2K	Aluminium	1	6116 93 3

Deskbox DB, with fastening clamp, 3 switched sockets, 2x RJ45 Cat. 6



Type	Colour	Pack.	Item No.
		pcs	
DB-1B3 D3S2K	Aluminium	1	6116 94 2

Deskbox DB, without fastening material, 3 sockets, 2x RJ45 Cat. 6




Type	Colour	Pack.	Item No.
		pcs	
DB-0B3 D3S2K	Aluminium	1	6116 94 5

Deskbox DB, free erection, 2+2 sockets, 2x RJ45 Cat. 6




Type	Colour	Pack.	Item No.
		pcs	
DB-0A3 D22SR2K	Aluminium	1	6116 91 8

Deskbox DB, with fastening clamp, 1+4 switched sockets




Type	Colour	Pack.	Item No.
		pcs	
DB-1B3 D1.4S	Aluminium	1	6116 94 8

Deskbox DB, without fastening material, 1+4 switched sockets




Type	Colour	Pack.	Item No.
		pcs	
DB-0B3 D1.4S	Aluminium	1	6116 95 1

Deskbox DB, with fastening clamp, 1+4 switched sockets, 2x RJ45 Cat. 6




Type	Colour	Pack.	Item No.
		pcs	
DB-1B3 D1.4S2K	Aluminium	1	6116 95 4

Deskbox DB, without fastening material, 1+4 switched sockets, 2x RJ45 Cat. 6




Type	Colour	Pack.	Item No.
		pcs	
DB-0B3 D1.4S2K	Aluminium	1	6116 95 7

Deskbox DB, with fastening clamp, 3 sockets, VGA, mini jack, USB, 2x RJ45 Cat. 6




Type	Colour	Pack.	Item No.
		pcs	
DB-M1B3 D3S2K	Aluminium	1	6116 96 0

Deskbox DB, without fastening material, 3 sockets, VGA, mini jack, USB, 2x RJ45 Cat. 6




Type	Colour	Pack.	Item No.
		pcs	
DB-M0B3 D3S2K	Aluminium	1	6116 96 3

Deskbox DB, with fastening clamp, 3 sockets, HDMI, USB 3.0, 2x RJ45 cat. 6




Type	Colour	Pack.	Item No.
		pcs	
DB-MH1B3 D3S2K	Aluminium	1	6116 96 1

Fastening clamp for Deskbox DB




Type	Colour	Clamping range	Pack.	Item No.
		mm	pcs	
DBZ-BZ40	Black	8-40	1	6116 97 6
DBZ-BZ75	Black	40-75	1	6116 97 9

Stainless steel fastening stand for Deskbox DB




Type	Colour	Pack.	Item No.
		pcs	
DBZ-BFE	-	1	6116 98 2

Fastening set for table mounting, for Deskbox DB




Type	Colour	Pack.	Item No.
		pcs	
DBZ-BST	-	1	6116 98 5

Fastening set for under-table mounting, for Deskbox DB



Type	Colour	Pack.	Item No.
		pcs	
DBZ-BSUT	Black	1	6116 98 6

Flexkanal holder for Deskbox DB



Type	Colour	Pack.	Item No.
		pcs	
DBZ-FLKB	Black	1	6116 99 1





EGS




**Workplace systems,
DBV Deskbox**




10_OBO_Gesamtkatalog_2014 / en / 06/05/2014 (LLEExport_01702) / 06/05/2014


DBV - ready-for-connection Deskbox, lowerable

 **Deskbox DBV, 2 sockets**


Type	Colour	Pack.	Item No.
		pcs	
DBV-A3A D2S	Aluminium	1	6116 85 4
DBV-A3E D2S	Aluminium	1	6116 85 8

 **Deskbox DBV, 3 sockets**


Type	Colour	Pack.	Item No.
		pcs	
DBV-A3A D3S	Aluminium	1	6116 86 2
DBV-A3E D3S	Aluminium	1	6116 86 6

 **Deskbox DBV, 2 sockets, 2x RJ45 Cat. 6**


Type	Colour	Pack.	Item No.
		pcs	
DBV-A3A D2S2K	Aluminium	1	6116 87 0
DBV-A3E D2S2K	Aluminium	1	6116 87 4

 **Deskbox DBV, 3 sockets, 2x RJ45 Cat. 6**


Type	Colour	Pack.	Item No.
		pcs	
DBV-A3A D3S2K	Aluminium	1	6116 87 8
DBV-A3E D3S2K	Aluminium	1	6116 88 2

 **Deskbox DBV, 2 sockets, VGA, mini jack, 2x RJ45 Cat. 6**

Type	Colour	Pack.	Item No.
		pcs	
DBV-MA3A D3S2K	Aluminium	1	6116 88 6
DBV-MA3E D3S2K	Aluminium	1	6116 89 0

 **Deskbox DBV, 2 sockets, HDMI, 2x RJ45 Cat. 6**

Type	Colour	Pack.	Item No.
		pcs	
DBV-MHA3A D2S2K	Aluminium	1	6116 88 7
DBV-MHA3E D2S2K	Aluminium	1	6116 88 8

 **Circular band saw for Deskbox DBV**

Type	Colour	Pack.	Item No.
		pcs	
DBZ-LS	-	1	6116 99 4






**Workplace systems,
DBK Deskbox**




DBK - ready-for-connection Deskbox, foldable

Deskbox DBK, 3 sockets




Type	Colour	Pack.	Item No.
		pcs	
DBK-3A3 D3S	—	1	6116 82 0

Deskbox DBK, 4 sockets




Type	Colour	Pack.	Item No.
		pcs	
DBK-4A3 D4S	—	1	6116 82 8

Deskbox DBK, 2 sockets, 2x RJ45 Cat. 6




Type	Colour	Pack.	Item No.
		pcs	
DBK-3A3 D2S2K	—	1	6116 82 4

Deskbox DBK, 3 sockets, 2x RJ45 Cat. 6




Type	Colour	Pack.	Item No.
		pcs	
DBK-4A3 D3S2K	—	1	6116 83 2

Deskbox DBK, 3 sockets, VGA, mini jack, 2x RJ45 Cat. 6



Type	Colour	Pack.	Item No.
		pcs	
DBK-M6A3 D3S2K	—	1	6116 83 6

Deskbox DBK, 2 sockets, HDMI, 2x RJ45 Cat. 6



Type	Colour	Pack.	Item No.
		pcs	
DBK-MH4A3 D2S2K	—	1	6116 88 9



Flexkanal and installation accessories

Flexkanal and installation accessories

Flexkanal				
Type	Colour		Pack.	Item No.
			m	
FLK-2K LGR	Light grey		1	6154 92 2
FLK-2K SWGR	Black-grey		1	6154 93 0

Holder with strain relief for Flexkanal				
Type	Colour		Pack.	Item No.
			pcs	
FLK-HL ZL	Anthracite grey		1	6154 96 1

Fastening clamp for Flexkanal				
Type	Colour		Pack.	Item No.
			pcs	
FLK-BEF	–		1	6154 96 8

Adhesive tapes for Flexkanal				
Type	Colour		Pack.	Item No.
			pcs	
FLK-KL	–		1	6154 97 1

Floor rail for Flexkanal				
Type	Colour	Length	Pack.	Item No.
		mm	pcs	
FLK-BS1	Anthracite grey	1000	1	6154 98 0
FLK-BS2	Anthracite grey	2000	1	6154 98 3


T branch for Flexkanal				
Type	Colour		Pack.	Item No.
			pcs	
FLK-TAZ	Anthracite grey		1	6154 96 5

Fastening bracket for Flexkanal in GES service outlet with 5 mm floor covering recess				
Type		Pack.	Item No.	
		pcs		
FKH GES5		1	7407 86 0	

Fastening bracket for Flexkanal in GES service outlets with 10 mm floor covering recess				
Type		Pack.	Item No.	
		pcs		
FKH GES10		1	7407 86 2	

Fastening bracket for Flexkanal in GESRM2 service outlets				
Type		Pack.	Item No.	
		pcs		
FKH GESRM		1	7407 86 4	








EGS




Industrial and special connector systems


VH power supply units, IP20

 **VH-4 power supply unit, empty housing**


Type	Colour	Pack.	Item No.
		pcs	
VH-4 LG	Graphite black	1	6109 80 0

 **VH-4 power supply unit, 4x protective contact socket**


Type	Colour	Pack.	Item No.
		pcs	
VH-4 4SD	Graphite black	1	6109 80 2

 **VH-4 power supply unit, 3x protective contact socket, 1x CEE 16 A**


Type	Colour	Pack.	Item No.
		pcs	
VH-4 3SD1C16	Graphite black	1	6109 80 4

 **VH-4 power supply unit, 4x earthing pin socket**


Type	Colour	Pack.	Item No.
		pcs	
VH-4 4SF	Graphite black	1	6109 80 6

 **VH-4 power supply unit, 3x earthing pin socket, 1x CEE 16 A**


Type	Colour	Pack.	Item No.
		pcs	
VH-4 3SF1C16	Graphite black	1	6109 80 8

 **VH-4 power supply unit, empty housing, with compressed air connection**


Type	Colour	Pack.	Item No.
		pcs	
VH-4L LG	Graphite black	1	6109 81 0

 **VH-4 power supply unit, 4x protective contact socket, with compressed air connection**


Type	Colour	Pack.	Item No.
		pcs	
VH-4L 4SD	Graphite black	1	6109 81 2

 **VH-4 power supply unit, 3x protective contact socket, 1x CEE 16 A, with compressed air connection**


Type	Colour	Pack.	Item No.
		pcs	
VH-4L 3SD1C16	Graphite black	1	6109 81 4

 **VH-4 power supply unit, 4x earthing pin socket, with compressed air connection**


Type	Colour	Pack.	Item No.
		pcs	
VH-4L 4SF	Graphite black	1	6109 81 6

 **VH-4 power supply unit, 3x earthing pin socket, 1x CEE 16 A, with compressed air connection**


Type	Colour	Pack.	Item No.
		pcs	
VH-4L 3SF1C16	Graphite black	1	6109 81 8

 **VH-8 power supply unit, empty housing**


Type	Colour	Pack.	Item No.
		pcs	
VH-8 LG	Graphite black	1	6109 82 1

 **VH-8 power supply unit, empty housing, with cover plates**


Type	Colour	Pack.	Item No.
		pcs	
VH-8 LG8P2	Graphite black	1	6109 82 0

 **VH-8 power supply unit, empty housing, with compressed air connection**


Type	Colour	Pack.	Item No.
		pcs	
VH-8L LG	Graphite black	1	6109 82 5

 **Tension spring VH**


Type	Colour	Pack.	Item No.
		pcs	
VH-F80	–	1	6109 83 1

 **Knotted chain**


Type	Colour	Pack.	Item No.
		m	
VH-K800	–	1	6109 87 0

 **Balancer for VH up to 1.5 kg loads**


Type	Colour	Pack.	Item No.
		pcs	
VH-BAL1.5 SW	Black	1	6109 88 3

 **Balancer for VH up to 2.5 kg loads**


Type	Colour	Pack.	Item No.
		pcs	
VH-BAL2.5 SW	Black	1	6109 88 5

 **Partition VH-4**


Type	Colour	Pack.	Item No.
		pcs	
VH-4 TW	Graphite black	1	6109 83 2

 **Partition VH-8**

Type	Colour	Pack.	Item No.
		pcs	
VH-8 TW	Graphite black	1	6109 86 2

 **Cover plate VH, for EK and EKR devices**

Type	Colour	Pack.	Item No.
		pcs	
VH-P2	Rape yellow	1	6109 83 4

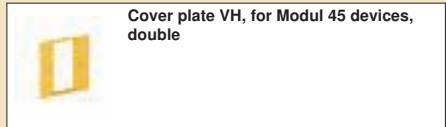
 **Cover plate VH, for Modul 45 devices, single**

Type	Colour	Pack.	Item No.
		pcs	
VH-P4	Rape yellow	1	6109 84 0

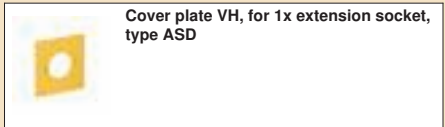


Industrial and special connector systems

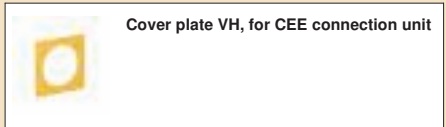
VH power supply units, IP20



Type	Colour	Pack.	Item No.
VH-P5	Rape yellow	1	6109 83 6



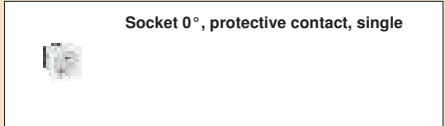
Type	Colour	Pack.	Item No.
VH-P7	Rape yellow	1	6109 83 9



Type	Colour	Pack.	Item No.
VH-P3	Rape yellow	1	6109 83 8



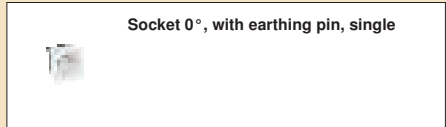
Type	Colour	Pack.	Item No.
VH-P1	Rape yellow	1	6109 84 2



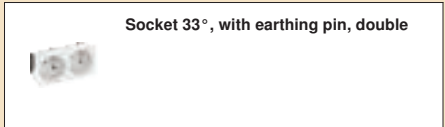
Type	Colour	Pack.	Item No.
STD-D0 RW1	Pure white	1	6120 00 8



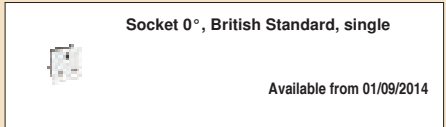
Type	Colour	Pack.	Item No.
STD-D3 RW2	Pure white	1	6120 10 2



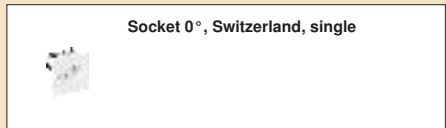
Type	Colour	Pack.	Item No.
STD-F0 RW1	Pure white	1	6120 15 2



Type	Colour	Pack.	Item No.
STD-F3 RW2	Pure white	1	6120 24 2




Type	Colour	Pack.	Item No.
STD-BS0 RW1	Pure white	1	6120 72 2



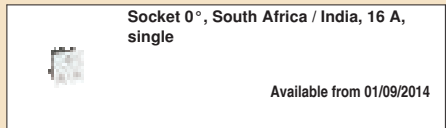
Type	Colour	Pack.	Item No.
SKS-CH0 RW1	Pure white	1	6117 20 0



Type	Colour	Pack.	Item No.
SKS-DK0 RW1	Pure white	20	6117 20 2



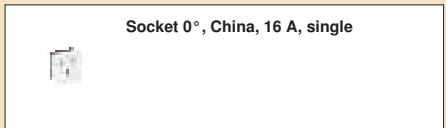
Type	Colour	Pack.	Item No.
STD-IN0 RW1	Pure white	1	6120 72 6



Type	Colour	Pack.	Item No.
STD-SA0 RW1	Pure white	1	6120 73 0



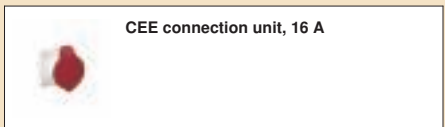
Type	Colour	Pack.	Item No.
STD-CN0A10 RW1	Pure white	1	6120 74 0



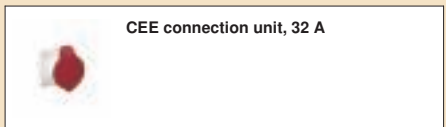
Type	Colour	Pack.	Item No.
STD-CN0A16 RW1	Pure white	1	6120 74 2



Type	Colour	Pack.	Item No.
ASD-D0 SW	Black	1	6109 87 3

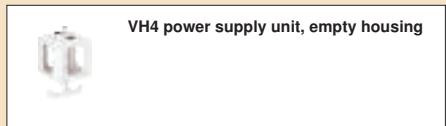


Type	Colour	Pack.	Item No.
CEE-16A	—	1	6109 87 4

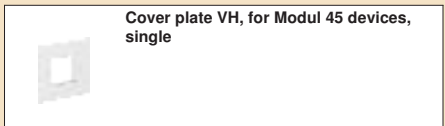


Type	Colour	Pack.	Item No.
CEE-32A	—	1	6109 87 6

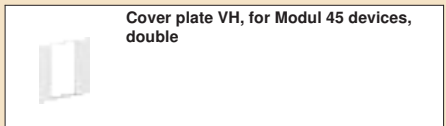
Power supply unit VH, pure white, IP20



Type	Colour	Pack.	Item No.
VH-4 LG RW	Pure white	1	6109 80 1




Type	Colour	Pack.	Item No.
VH-P4 RW	Pure white	1	6109 84 1



Type	Colour	Pack.	Item No.
VH-P5 RW	Pure white	1	6109 83 5


Power supply unit VH, pure white, IP20

Cover plate VH, for CEE connection unit



Type	Colour	Pack.	Item No.
VH-P3 RW	Pure white	1 pcs	6109 83 7


VH cover plate as blanking cover



Type	Colour	Pack.	Item No.
VH-P1 RW	Pure white	1 pcs	6109 84 3


VHF power supply units, IP44

VH-8 power supply unit, empty housing




Type	Colour	Pack.	Item No.
VHF-8 LG	Graphite black	1 pcs	6109 82 2

VH-8 power supply unit, empty housing, with compressed air connection




Type	Colour	Pack.	Item No.
VHF-8L LG	Graphite black	1 pcs	6109 82 7

Tension spring VHF




Type	Colour	Pack.	Item No.
VHF-F100	—	1 pcs	6109 83 0

Knotted chain




Type	Colour	Pack.	Item No.
VH-K800	—	1 m	6109 87 0

Balancer for VH up to 1.5 kg loads




Type	Colour	Pack.	Item No.
VH-BAL1.5 SW	Black	1 pcs	6109 88 3

Balancer for VH up to 2.5 kg loads




Type	Colour	Pack.	Item No.
VH-BAL2.5 SW	Black	1 pcs	6109 88 5

Partition VHF, without compressed air connection




Type	Colour	Pack.	Item No.
VHF-TW	Graphite black	1 pcs	6109 86 0

Partition VHF, with compressed air connection




Type	Colour	Pack.	Item No.
VHF-TW L	Graphite black	1 pcs	6109 86 1

Cover plate VHF as blanking cover




Type	Colour	Pack.	Item No.
VHF-P1	Rape yellow	1 pcs	6109 86 8

Cover plate VHF, for 1x extension socket, type ASD




Type	Colour	Pack.	Item No.
VHF-P12	Rape yellow	1 pcs	6109 86 6

Cover plate VHF, for 2x extension socket, type ASD




Type	Colour	Pack.	Item No.
VHF-P8	Rape yellow	1 pcs	6109 87 9

Cover plate VHF, for CEE connection unit




Type	Colour	Pack.	Item No.
VHF-P3	Rape yellow	1 pcs	6109 86 5

Cover plate VHF, for 1x extension socket, type ASD and 1x CEE connection




Type	Colour	Pack.	Item No.
VHF-P13	Rape yellow	1 pcs	6109 85 8

Cover plate VHF for protective equipment installation




Type	Colour	Pack.	Item No.
VHF-P6	Rape yellow	1 pcs	6109 86 7

VHF protective unit construction, cover and support clamp




Type	Colour	Pack.	Item No.
VHF-AE4TE	—	1 pcs	6109 85 0

VHF protective unit construction, support with PE terminal strip




Type	Colour	Pack.	Item No.
VHF-T1	—	1 pcs	6109 85 2

VHF protective unit construction, support with N + PE terminal strip



Type	Colour	Pack.	Item No.
VHF-T2	—	1 pcs	6109 85 4

Surface-mounted socket 0° with fold-down cover, protective contact, single



Type	Colour	Pack.	Item No.
ASD-D0 SW	Black	1 pcs	6109 87 3



Industrial and special connector systems

VHF power supply units, IP44


CEE connection unit, 16 A				
Type	Colour		Pack.	Item No.
CEE-16A	—		1	6109 87 4

CEE connection unit, 32 A				
Type	Colour		Pack.	Item No.
CEE-32A	—		1	6109 87 6




Consolidation Point

CP empty housing




Type	Colour	Pack.	Item No.
		pcs	
CP45-LG 8A	—	1	6108 03 7

CP support plate, for Modul 45® devices, double




Type	Colour	Pack.	Item No.
		pcs	
CP45-TP M	—	1	6108 03 9

CP support plate, as cable outlet




Type	Colour	Pack.	Item No.
		pcs	
CP45-TP KE	—	1	6108 04 0

CP support plate, as blanking cover



Type	Colour	Pack.	Item No.
		pcs	
CP45-BP	—	1	6108 04 2


Terminal strip



Type	Colour	Pack.	Item No.
		pcs	
CP45-KL	Black	1	6108 04 3


Energy distributor

Energy distributor UVS, with fixed connection 5-pin, 6 output sockets 3-pin, in black




Type	Pack.	Item No.
	pcs	
UVS-6S2	1	6108 00 0

Energy distributor UVS, with fixed connection 5-pin, 6 output sockets 3-pin, in white



Type	Pack.	Item No.
	pcs	
UVS-6W2	1	6108 00 5


Energy distributor UVS, with fixed connection 5-pin, 6 output sockets 3-pin, in black and white



Type	Pack.	Item No.
	pcs	
UVS-6S6W2	1	6108 01 0


Installation accessories

Connector part 3-pin, spring power connection




Type	Pack.	Item No.
	pcs	
ST-F GST18i3p SW	5	6108 05 0
ST-F GST18i3p W	5	6108 05 1

Connector part, 3-pin, screw connection




Type	Pack.	Item No.
	pcs	
ST-S GST18i3p SW	5	6108 05 4
ST-S GST18i3p W	5	6108 05 5

Socket section 3-pin, spring power connection




Type	Pack.	Item No.
	pcs	
BT-F GST18i3p SW	5	6108 05 2
BT-F GST18i3p W	5	6108 05 3

Socket section 3-pin, screw connection




Type	Pack.	Item No.
	pcs	
BT-S GST18i3p SW	5	6108 05 6
BT-S GST18i3p W	5	6108 05 7

Distributor block 3-pole, 1E/3A




Type	Pack.	Item No.
	pcs	
VB-3 GST18i3p	5	6108 08 0

Distributor block 3-pole, 1E/5A




Type	Pack.	Item No.
	pcs	
VB-5 GST18i3p	5	6108 08 2

Distributor block, 3-pole, T shaped




Type	Pack.	Item No.
	pcs	
VB-T GST18i3p	5	6108 08 4

Connector part, 5-pin, screw connection



Type	Pack.	Item No.
	pcs	
ST-S GST18i5p SW	5	6108 07 0

Socket section 5-pin, screw connection



Type	Pack.	Item No.
	pcs	
BT-S GST18i5p SW	5	6108 07 2



Energy distribution systems

Connection cables

3-wire connection cable, PVC, cross-section 1.5 mm ² , black						3-wire connection cable, PVC, cross-section 1.5 mm ² , white						3-wire connection cable, PVC, cross-section 2.5 mm ² , black					
Type	Cable length	Colour	Pack.	Item No.		Type	Cable length	Colour	Pack.	Item No.		Type	Cable length	Colour	Pack.	Item No.	
	mm		pcs				mm		pcs				mm		pcs		
VL-3Q1.5 1 SW	1000	Black	1	6108 10 0		VL-3Q1.5 1 W	1000	White	1	6108 12 5		VL-3Q2.5 1 SW	1000	Black	1	6108 15 0	
VL-3Q1.5 2 SW	2000	Black	1	6108 10 1		VL-3Q1.5 2 W	2000	White	1	6108 12 6		VL-3Q2.5 2 SW	2000	Black	1	6108 15 1	
VL-3Q1.5 3 SW	3000	Black	1	6108 10 2		VL-3Q1.5 3 W	3000	White	1	6108 12 7		VL-3Q2.5 3 SW	3000	Black	1	6108 15 2	
VL-3Q1.5 4 SW	4000	Black	1	6108 10 3		VL-3Q1.5 4 W	4000	White	1	6108 12 8		VL-3Q2.5 4 SW	4000	Black	1	6108 15 3	
VL-3Q1.5 5 SW	5000	Black	1	6108 10 4		VL-3Q1.5 5 W	5000	White	1	6108 12 9		VL-3Q2.5 5 SW	5000	Black	1	6108 15 4	
VL-3Q1.5 6 SW	6000	Black	1	6108 10 5		VL-3Q1.5 6 W	6000	White	1	6108 13 0		VL-3Q2.5 6 SW	6000	Black	1	6108 15 5	
VL-3Q1.5 7 SW	7000	Black	1	6108 10 6		VL-3Q1.5 7 W	7000	White	1	6108 13 1		VL-3Q2.5 7 SW	7000	Black	1	6108 15 6	
VL-3Q1.5 8 SW	8000	Black	1	6108 10 7		VL-3Q1.5 8 W	8000	White	1	6108 13 2		VL-3Q2.5 8 SW	8000	Black	1	6108 15 7	
VL-3Q1.5 9 SW	9000	Black	1	6108 10 8		VL-3Q1.5 9 W	9000	White	1	6108 13 3		VL-3Q2.5 9 SW	9000	Black	1	6108 15 8	
VL-3Q1.5 10 SW	10000	Black	1	6108 10 9		VL-3Q1.5 10 W	10000	White	1	6108 13 4		VL-3Q2.5 10 SW	10000	Black	1	6108 15 9	
VL-3Q1.5 11 SW	11000	Black	1	6108 11 0		VL-3Q1.5 11 W	11000	White	1	6108 13 5		VL-3Q2.5 11 SW	11000	Black	1	6108 16 0	
VL-3Q1.5 12 SW	12000	Black	1	6108 11 1		VL-3Q1.5 12 W	12000	White	1	6108 13 6		VL-3Q2.5 12 SW	12000	Black	1	6108 16 1	
VL-3Q1.5 13 SW	13000	Black	1	6108 11 2		VL-3Q1.5 13 W	13000	White	1	6108 13 7		VL-3Q2.5 13 SW	13000	Black	1	6108 16 2	
VL-3Q1.5 14 SW	14000	Black	1	6108 11 3		VL-3Q1.5 14 W	14000	White	1	6108 13 8		VL-3Q2.5 14 SW	14000	Black	1	6108 16 3	
VL-3Q1.5 15 SW	15000	Black	1	6108 11 4		VL-3Q1.5 15 W	15000	White	1	6108 13 9		VL-3Q2.5 15 SW	15000	Black	1	6108 16 4	

3-wire connection cable, PVC, cross-section 2.5 mm ² , white						3-wire connection cable, halogen-free, cross-section 2.5 mm ² , black						3-wire connection cable, halogen-free, cross-section 2.5 mm ² , white					
Type	Cable length	Colour	Pack.	Item No.		Type	Cable length	Colour	Pack.	Item No.		Type	Cable length	Colour	Pack.	Item No.	
	mm		pcs				mm		pcs				mm		pcs		
VL-3Q2.5 1 W	1000	White	1	6108 17 5		VL-3Q2.5 H1 SW	1000	Black	1	6108 45 0		VL-3Q2.5 H1 W	1000	White	1	6108 47 5	
VL-3Q2.5 2 W	2000	White	1	6108 17 6		VL-3Q2.5 H2 SW	2000	Black	1	6108 45 1		VL-3Q2.5 H2 W	2000	White	1	6108 47 6	
VL-3Q2.5 3 W	3000	White	1	6108 17 7		VL-3Q2.5 H3 SW	3000	Black	1	6108 45 2		VL-3Q2.5 H3 W	3000	White	1	6108 47 7	
VL-3Q2.5 4 W	4000	White	1	6108 17 8		VL-3Q2.5 H4 SW	4000	Black	1	6108 45 3		VL-3Q2.5 H4 W	4000	White	1	6108 47 8	
VL-3Q2.5 5 W	5000	White	1	6108 17 9		VL-3Q2.5 H5 SW	5000	Black	1	6108 45 4		VL-3Q2.5 H5 W	5000	White	1	6108 47 9	
VL-3Q2.5 6 W	6000	White	1	6108 18 0		VL-3Q2.5 H6 SW	6000	Black	1	6108 45 5		VL-3Q2.5 H6 W	6000	White	1	6108 48 0	
VL-3Q2.5 7 W	7000	White	1	6108 18 1		VL-3Q2.5 H7 SW	7000	Black	1	6108 45 6		VL-3Q2.5 H7 W	7000	White	1	6108 48 1	
VL-3Q2.5 8 W	8000	White	1	6108 18 2		VL-3Q2.5 H8 SW	8000	Black	1	6108 45 7		VL-3Q2.5 H8 W	8000	White	1	6108 48 2	
VL-3Q2.5 9 W	9000	White	1	6108 18 3		VL-3Q2.5 H9 SW	9000	Black	1	6108 45 8		VL-3Q2.5 H9 W	9000	White	1	6108 48 3	
VL-3Q2.5 10 W	10000	White	1	6108 18 4		VL-3Q2.5 H10 SW	10000	Black	1	6108 45 9		VL-3Q2.5 H10 W	10000	White	1	6108 48 4	
VL-3Q2.5 11 W	11000	White	1	6108 18 5		VL-3Q2.5 H11 SW	11000	Black	1	6108 46 0		VL-3Q2.5 H11 W	11000	White	1	6108 48 5	
VL-3Q2.5 12 W	12000	White	1	6108 18 6		VL-3Q2.5 H12 SW	12000	Black	1	6108 46 1		VL-3Q2.5 H12 W	12000	White	1	6108 48 6	
VL-3Q2.5 13 W	13000	White	1	6108 18 7		VL-3Q2.5 H13 SW	13000	Black	1	6108 46 2		VL-3Q2.5 H13 W	13000	White	1	6108 48 7	
VL-3Q2.5 14 W	14000	White	1	6108 18 8		VL-3Q2.5 H14 SW	14000	Black	1	6108 46 3		VL-3Q2.5 H14 W	14000	White	1	6108 48 8	
VL-3Q2.5 15 W	15000	White	1	6108 18 9		VL-3Q2.5 H15 SW	15000	Black	1	6108 46 4		VL-3Q2.5 H15 W	15000	White	1	6108 48 9	



Underfloor systems

System **ACKERMANN**
CABLE MANAGEMENT

10_OBO_Gesamtkatalog_2014 / en / 06/05/2014 (LLExpert_01702) / 06/05/2014

UFS





Underfloor systems



You will find further information on the Internet at www.obo.de or by QR code



Planning tools

You can use this QR code to go straight to our electronic OBO Construct planning tools.



Screed-covered duct system, EUK

OKA open trunking system, in-screed

OKB open trunking system, screed-flush

Installation system for device installation from screed heights of 55 mm

EBK flushfloor duct system, closed

IBK in-concrete duct system

AIK on-floor installation trunking system

GES service outlets

Frame cassettes and height-adjustable cassettes

Heavy-duty cassettes

Installation systems for accessories

Telitanks

Floor outlets and complete solutions

Installation components for raised and cavity floors



see page 567



see page 573



see page 581



see page 585



see page 589



see page 593



see page 595



see page 599



see page 605



see page 613



see page 617



see page 623



see page 627



see page 635






EÜK screed-covered duct system




System **ACKERMANN**
CABLE MANAGEMENT



Screed-covered duct system, EUK


Duct height 28 mm

Underfloor installation duct, 2-compartment




Type	Width	Length	Pack.	Item No.
	mm	mm	m	
S2 19028	190	2000	2	7400 30 0
S2 25028	250	2000	2	7400 31 2

Underfloor installation duct, 3-compartment




Type	Width	Length	Pack.	Item No.
	mm	mm	m	
S3 25028	250	2000	2	7400 32 4
S3 35028	350	2000	2	7400 33 6

Connection shackle




Type	Width	Pack.	Item No.
	mm	pcs	
VL 19028E	190	1	7400 96 0
VL 25028E	250	1	7400 96 6
VL 35028E	350	1	7400 97 2

Duct end closure piece




Type	Width	Pack.	Item No.
	mm	pcs	
SES 19027	190	1	7403 98 0
SES 25027	250	1	7404 00 2
SES 35027	350	1	7404 01 4

Vertical bend, two-compartment



Type	Width	Pack.	Item No.
	mm	pcs	
KV2 19028	190	1	7400 62 0
KV2 25028	250	1	7400 63 2


Vertical bend, three-compartment



Type	Width	Pack.	Item No.
	mm	pcs	
KV3 25028	250	1	7400 64 4
KV3 35028	350	1	7400 65 6


Duct height 38 mm

Underfloor installation duct, 2-compartment




Type	Width	Length	Pack.	Item No.
	mm	mm	m	
S2 19038	190	2000	2	7400 30 4
S2 25038	250	2000	2	7400 31 6

Underfloor installation duct, 3-compartment




Type	Width	Length	Pack.	Item No.
	mm	mm	m	
S3 25038	250	2000	2	7400 32 8
S3 35038	350	2000	2	7400 34 0

Connection shackle




Type	Width	Pack.	Item No.
	mm	pcs	
VL 19038E	190	1	7400 96 2
VL 25038E	250	1	7400 96 8
VL 35038E	350	1	7400 97 4

Duct end closure piece




Type	Width	Pack.	Item No.
	mm	pcs	
SES 19037	190	1	7403 98 4
SES 25037	250	1	7404 00 6
SES 35037	350	1	7404 01 8

Vertical bend, two-compartment



Type	Duct width	Duct height	Pack.	Item No.
	mm	mm	pcs	
KV2 19038	190	38	1	7400 62 4
KV2 25038	250	38	1	7400 63 6


Vertical bend, three-compartment



Type	Duct width	Duct height	Pack.	Item No.
	mm	mm	pcs	
KV3 25038	250	38	1	7400 64 8
KV3 35038	350	38	1	7400 66 0


Duct height 48 mm

Underfloor installation duct, 2-compartment




Type	Width	Length	Pack.	Item No.
	mm	mm	m	
S2 19048	190	2000	2	7400 30 8
S2 25048	250	2000	2	7400 32 0

Underfloor installation duct, 3-compartment




Type	Width	Length	Pack.	Item No.
	mm	mm	m	
S3 25048	250	2000	2	7400 33 2
S3 35048	350	2000	2	7400 34 4

Connection shackle




Type	Width	Pack.	Item No.
	mm	pcs	
VL 19048E	190	1	7400 96 4
VL 25048E	250	1	7400 97 0
VL 35048E	350	1	7400 97 6

Duct end closure piece




Type	Width	Pack.	Item No.
	mm	pcs	
SES 19047	190	1	7403 98 8
SES 25047	250	20	7404 01 0
SES 35047	350	1	7404 02 2

Vertical bend, two-compartment



Type	Duct width	Duct height	Pack.	Item No.
	mm	mm	pcs	
KV2 19048	190	48	1	7400 62 8
KV2 25048	250	48	1	7400 64 0

Vertical bend, three-compartment




Type	Duct width	Duct height	Pack.	Item No.
	mm	mm	pcs	
KV3 25048	250	48	1	7400 65 2
KV3 35048	350	48	1	7400 66 4



Screed-covered duct system, EUK


Duct accessories

Duct fastening strap




Type	Pack.	Item No.
BL1	20 pcs	7428 50 0

Duct connection bracket (conductive)




Type	Pack.	Item No.
VW E	20 pcs	7400 98 0

Bolt tie




Type	Dimension	Bore hole Ø	Screw system	Pack.	Item No.
MMS6X50	6 x 50 mm	5 mm	Torx	100 pcs	3498 10 7

OBO anchors




Type	Shank length	Length	Pack.	Item No.
	mm	mm	pcs	
903 RB 15	15	21	200	3105 01 6
903 RB 18	18	24	200	3105 02 4
903 RB 22	22	30	200	3105 03 2

Flattener with hand protection



Type	Suitable for	Pack.	Item No.
915 RBS M4	903/RB anchors	1	3031 50 0


OBO knock-in anchors



Type	Dowel Ø	Length	Pack.	Item No.
	mm	mm	pcs	
910 SD 6X35	6	35	100	2351 05 6
910 SD 6X40	6	40	100	2351 06 4


Underfloor box 250-3

UZD250-3 for screed height 70–125 mm




Type	Screed height	Pack.	Item No.
	mm	pcs	
UZD 250-3	70-125	1	7410 03 0

UZD250-3 for screed height 115–170 mm




Type	Screed height	Pack.	Item No.
	mm	pcs	
UZD 115170 250-3	115-170	1	7410 04 3

UZD250-3 for screed height 165–220 mm




Type	Screed height	Pack.	Item No.
	mm	pcs	
UZD 165220 250-3	165-220	1	7410 05 2

UZD250-3 with pipe entry for screed height 70–125 mm




Type	Screed height	Pack.	Item No.
	mm	pcs	
UZD 250-3 R	70-125	1	7410 03 1

UGD250-3 for rectangular installation units, for screed height 70–125 mm




Type	Screed height	Pack.	Item No.
	mm	pcs	
UGD 250-3 4	70-125	1	7410 07 9
UGD 250-3 6	70-125	1	7410 08 3
UGD 250-3 9	70-125	1	7410 08 7

UGD250-3 for round installation units, for screed height 70–125 mm




Type	Screed height	Pack.	Item No.
	mm	pcs	
UGD 250-3R4	70-125	1	7410 09 1

Stacking aid for UZD/UGD250-3 with height 70–125 mm




Type	Screed height	Pack.	Item No.
	mm	pcs	
ASH250-3 B115170	115-170	1	7410 14 2

Stacking aid for UZD/UGD250-3 with height 70–125 mm




Type	Screed height	Pack.	Item No.
	mm	pcs	
ASH250-3 B165220	165-220	1	7410 14 8

Stacking aid for UZD250-3 with height 115–170 mm




Type	Screed height	Pack.	Item No.
	mm	pcs	
ASH250-3 165220	165-220	1	7410 14 6

Stacking aid for UZD250-3 with height 165–220 mm



Type	Screed height	Pack.	Item No.
	mm	pcs	
ASH250-3 215270	215-270	1	7410 15 8

Stacking aid for UZD250-3 for screed height 165–220 mm



Type	Screed height	Pack.	Item No.
	mm	pcs	
ASH250-3 265320	265-320	1	7410 16 2

Blanking and mounting lid for UZD250-3

Blind lid for UZD250-3

Type	Material symbol	Inter-face	Pack.	Item No.
DU 250-2	St	FS	1 pcs	7400 57 3

Blanking lid, moisture-protected, for UZD250-3

Type	Material symbol	Inter-face	Pack.	Item No.
DUF 250-2	St	FS	1 pcs	7400 58 9

Mounting lid 250-3 for Telitank

Type	Material symbol	Inter-face	Pack.	Item No.
DUF 250-3DAT	St	FS	1 pcs	7400 61 3

Blanking lid 250-3 for GESRM2

Type	Material symbol	Inter-face	Pack.	Item No.
DUG 250-3 RM2	St	FS	1 pcs	7400 50 1

Blanking lid 250-3 for GES2

Type	Material symbol	Inter-face	Pack.	Item No.
DUG 250-3 2	St	FS	1 pcs	7400 45 5

Blanking lid 250-3 for GES4

Type	Material symbol	Inter-face	Pack.	Item No.
DUG 250-3 4	St	FS	1 pcs	7400 45 9

Blanking lid 250-3 for GESR4

Type	Material symbol	Inter-face	Pack.	Item No.
DUG 250-3 R4	St	FS	1 pcs	7400 47 1

Blanking lid 250-3 for GES6

Type	Material symbol	Inter-face	Pack.	Item No.
DUG 250-3 6	St	FS	1 pcs	7400 46 3

Blanking lid 250-3 for GES9

Type	Material symbol	Inter-face	Pack.	Item No.
DUG 250-3 9	St	FS	1 pcs	7400 46 7

Blanking lid, heavy-duty 250-3/4

Type	Screed height mm	Pack.	Item No.
DUG 250-3 4SL70	70-105	1 pcs	7400 41 8
DUG 250-3 4SL100	100-140	1 pcs	7400 42 0
DUG 250-3 4SL130	130-170	1 pcs	7400 42 2

Blanking lid, heavy-duty 250-3R4

Type	Screed height mm	Pack.	Item No.
DUG 250-3R4SL70	70-105	1 pcs	7400 47 5
DUG 250-3R4SL100	100-140	1 pcs	7400 47 9
DUG 250-3R4SL130	130-170	1 pcs	7400 48 3

Underfloor box 350-3

UZD350-3 for screed height 70–125 mm

Type	Screed height mm	Pack.	Item No.
UZD 350-3	70-125	1 pcs	7410 03 4

UZD350-3 for screed height 115–170 mm

Type	Screed height mm	Pack.	Item No.
UZD 115170 350-3	115-170	1 pcs	7410 04 7

UZD350-3 for screed height 165–220 mm

Type	Screed height mm	Pack.	Item No.
UZD 165220 350-3	165-220	1 pcs	7410 05 6

UZD350-3 with pipe entry for screed height 70–125 mm

Type	Screed height mm	Pack.	Item No.
UZD 350-3 R	70-125	1 pcs	7410 03 5

UGD350-3 for rectangular installation units, for screed height 70–125 mm

Type	Screed height mm	Pack.	Item No.
UGD 350-3 4	70-125	1 pcs	7410 10 4
UGD 350-3 6	70-125	1 pcs	7410 10 8
UGD 350-3 9	70-125	1 pcs	7410 11 2

UGD350-3 for round installation units, for screed height 70–125 mm

Type	Screed height mm	Pack.	Item No.
UGD 350-3 R4	70-125	1 pcs	7410 11 6
UGD 350-3 R7	70-125	1 pcs	7410 12 0
UGD 350-3 R9	70-125	1 pcs	7410 12 4

Stacking aid for UZD/UGD350-3 with height 70–125 mm

Type	Screed height mm	Pack.	Item No.
ASH350-3 B115170	115-170	1 pcs	7410 15 0

Stacking aid for UZD/UGD350-3 with height 70–125 mm

Type	Screed height mm	Pack.	Item No.
ASH350-3 B165220	165-220	1 pcs	7410 15 6

Stacking aid for UZD350-3 with height 115–170 mm


Type	Screed height mm	Pack.	Item No.
ASH350-3 165220	165-220	1 pcs	7410 15 4



Screed-covered duct system, EUK


Underfloor box 350-3

Stacking aid for UZD350-3 with height 165–220 mm



Type	Screed height	Pack.	Item No.
	mm	pcs	
ASH350-3 215270	215-270	1	7410 16 4


Stacking aid for UZD350-3 with height 165–220 mm



Type	Screed height	Pack.	Item No.
	mm	pcs	
ASH350-3 265320	265-320	1	7410 16 6


Blanking and mounting lid for UZD350-3

Blanking lid for UZD350-3




Type	Pack.	Item No.
	pcs	
DU 350-2	1	7400 57 7

Blanking lid, moisture-protected, for UZD350-3




Type	Pack.	Item No.
	pcs	
DUF 350-2	1	7400 59 7

Mounting lid 350-3 for Telitank




Type	Pack.	Item No.
	pcs	
DUF 350-3 DAT	1	7400 43 1

Mounting lid 350-3 for GESRM2




Type	Pack.	Item No.
	pcs	
DUG 350-3 RM2	1	7400 50 2

Mounting lid 350-3 for GES4




Type	Pack.	Item No.
	pcs	
DUG 350-3 4	1	7400 50 5

Mounting lid 350-3 for GESR4




Type	Pack.	Item No.
	pcs	
DUG 350-3 R4	1	7400 51 7

Mounting lid 350-3 for GES6




Type	Pack.	Item No.
	pcs	
DUG 350-3 6	1	7400 50 9

Mounting lid 350-3 for GESR7




Type	Pack.	Item No.
	pcs	
DUG 350-3 R7	1	7400 53 3

Mounting lid 350-3 for GES9




Type	Pack.	Item No.
	pcs	
DUG 350-3 9	1	7400 51 3

Mounting lid 350-3 for GESR9




Type	Pack.	Item No.
	pcs	
DUG 350-3 R9	1	7400 54 9

Mounting lid, heavy-duty 350-3/4




Type	Screed height	Item No.
	mm	
DUG 350-3 4SL70	70-105	7400 53 4
DUG 350-3 4SL100	100-140	7400 53 5
DUG 350-3 4SL130	130-170	7400 53 8

Mounting lid, heavy-duty 350-3/9




Type	Screed height	Pack.	Item No.
	mm	pcs	
DUG 350-3 9SL70	70-105	1	7400 53 9
DUG 350-3 9SL100	100-140	1	7400 54 2
DUG 350-3 9SL130	130-170	1	7400 54 3

Mounting lid, heavy-duty 350-3R4




Type	Screed height	Item No.
	mm	
DUG 350-3R4SL70	70-105	7400 52 1
DUG 350-3R4SL100	100-140	7400 52 5
DUG 350-3R4SL130	130-170	7400 52 9

Mounting lid, heavy-duty 350-3R7



Type	Screed height	Item No.
	mm	
DUG 350-3R7SL70	70-105	7400 53 7
DUG 350-3R7SL100	100-140	7400 54 1
DUG 350-3R7SL130	130-170	7400 54 5


Mounting lid, heavy-duty 350-3R9



Type	Screed height	Pack.	Item No.
	mm	pcs	
DUG 350-3R9SL70	70-105	1	7400 48 7
DUG 350-3R9SL100	100-140	1	7400 49 1
DUG 350-3R9SL130	130-170	1	7400 49 5


Underfloor box accessories

Quick release aid




Type	Pack.	Item No.
	pcs	
SE UZD3	4	7410 16 0

Cover fastening screw




Type	Thread	Pack.	Item No.
		pcs	
DBS DUG	M4	20	7400 55 9

Protective conductor connection bracket




Type	Pack.	Item No.
	pcs	
8AWR	10	6288 70 4


Underfloor box accessories

 **Blind plate for Telitank mounting opening**


Type	Pack.	Item No.
	pcs	
DAT F	1	7407 07 6

 **Lid blind plate for rectangular mounting opening**


Type	Pack.	Item No.
	pcs	
DUG B 2	1	7407 16 4
DUG B 4	1	7407 16 8
DUG B 6	1	7407 17 2
DUG B 9	1	7407 18 0

 **Lid blind plate for round mounting opening**

Type	Pack.	Item No.
	pcs	
DUG B R4	1	7407 15 2
DUG B R7	1	7407 15 6
DUG B R9	1	7407 16 0

 **Frame seal**

Type	Pack.	Item No.
	pcs	
FD 250-2	1	7400 78 4

 **Frame seal**

Type	Pack.	Item No.
	pcs	
FD 350-02	1	7400 78 8





OKA open trunking system,
in-screed, flush with floor


System **ACKERMANN**
CABLE MANAGEMENT



OKA open trunking system, in-screed


OKA-G installation trunking with mesh

Trunking unit, blank, height 40–140 mm




Type	Length mm	Duct height mm	Width mm	Pack. m	Item No.
OKA-G20040140	2400	40-140	200	2.4	7424 00 0
OKA-G30040140	2400	40-140	300	2.4	7424 00 2
OKA-G40040140	2400	40-140	400	2.4	7424 00 4
OKA-G50040140	2400	40-140	500	2.4	7424 00 6
OKA-G60040140	2400	40-140	600	2.4	7424 00 8

Trunking unit, blank, height 40–240 mm




Type	Length mm	Duct height mm	Width mm	Pack. m	Item No.
OKA-G20040240	2400	40-240	200	2.4	7424 02 0
OKA-G30040240	2400	40-240	300	2.4	7424 02 2
OKA-G40040240	2400	40-240	400	2.4	7424 02 4
OKA-G50040240	2400	40-240	500	2.4	7424 02 6
OKA-G60040240	2400	40-240	600	2.4	7424 02 8

Trunking unit, blank, locking, height 40–140 mm




Type	Length mm	Duct height mm	Width mm	Pack. m	Item No.
OKA-G20040140R	2400	40-140	200	2.4	7424 04 0
OKA-G30040140R	2400	40-140	300	2.4	7424 04 2
OKA-G40040140R	2400	40-140	400	2.4	7424 04 4
OKA-G50040140R	2400	40-140	500	2.4	7424 04 6
OKA-G60040140R	2400	40-140	600	2.4	7424 04 8

Trunking unit, blank, locking, height 40–240 mm




Type	Length mm	Duct height mm	Width mm	Pack. m	Item No.
OKA-G20040240R	2400	40-240	200	2.4	7424 06 0
OKA-G30040240R	2400	40-240	300	2.4	7424 06 2
OKA-G40040240R	2400	40-240	400	2.4	7424 06 4
OKA-G50040240R	2400	40-240	500	2.4	7424 06 6
OKA-G60040240R	2400	40-240	600	2.4	7424 06 8

Trunking unit for GES4, height 40–140 mm




Type	Length mm	Duct height mm	Width mm	Pack. m	Item No.
OKA-G30040140D4	2400	40-140	300	2.4	7424 12 0
OKA-G40040140D4	2400	40-140	400	2.4	7424 12 2

Trunking unit for GES4, height 40–240 mm




Type	Length mm	Duct height mm	Width mm	Pack. m	Item No.
OKA-G30040240D4	2400	40-240	300	2.4	7424 14 0
OKA-G40040240D4	2400	40-240	400	2.4	7424 14 2

Trunking unit for GES6, height 40–140 mm




Type	Length mm	Duct height mm	Width mm	Pack. m	Item No.
OKA-G40040140D6	2400	40-140	400	2.4	7424 16 2

Trunking unit for GES6, height 40–240 mm




Type	Length mm	Duct height mm	Width mm	Pack. m	Item No.
OKA-G40040240D6	2400	40-240	400	2.4	7424 18 2

Trunking unit for GES9, height 40–140 mm




Type	Length mm	Duct height mm	Width mm	Pack. m	Item No.
OKA-G40040140D9	2400	40-140	400	2.4	7424 20 0
OKA-G50040140D9	2400	40-140	500	2.4	7424 20 2
OKA-G60040140D9	2400	40-140	600	2.4	7424 20 4

Trunking unit for GES9, height 40–240 mm




Type	Length mm	Duct height mm	Width mm	Pack. m	Item No.
OKA-G40040240D9	2400	40-240	400	2.4	7424 22 0
OKA-G50040240D9	2400	40-240	500	2.4	7424 22 2
OKA-G60040240D9	2400	40-240	600	2.4	7424 22 4

Trunking unit for GESR9, height 40–140 mm



Type	Length mm	Duct height mm	Width mm	Pack. m	Item No.
OKA-G40040140DR9	2400	40-140	400	2.4	7424 24 0
OKA-G50040140DR9	2400	40-140	500	2.4	7424 24 2
OKA-G60040140DR9	2400	40-140	600	2.4	7424 24 6


Trunking unit for GESR9, height 40–240 mm



Type	Length mm	Duct height mm	Width mm	Pack. m	Item No.
OKA-G40040240DR9	2400	40-240	400	2.4	7424 26 0
OKA-G50040240DR9	2400	40-240	500	2.4	7424 26 2
OKA-G60040240DR9	2400	40-240	600	2.4	7424 26 4


OKA-G extension unit

Extension unit for GES4, height 40–140 mm




Type	Length mm	Duct height mm	Width mm	Pack. pcs	Item No.
OKA-G A 40140 4	460	40-140	400	1	7424 32 0

Extension unit for GES4, height 40–240 mm




Type	Length mm	Duct height mm	Width mm	Pack. pcs	Item No.
OKA-G A 40240 4	460	40-240	400	1	7424 34 0

Extension unit for GES6, height 40–140 mm




Type	Length mm	Duct height mm	Width mm	Pack. pcs	Item No.
OKA-G A 40140 6	460	40-140	400	1	7424 32 2

Extension unit for GES6, height 40–240 mm




Type	Length mm	Duct height mm	Width mm	Pack. pcs	Item No.
OKA-G A 40240 6	460	40-240	400	1	7424 34 2

Extension unit for GES9, height 40–140 mm



Type	Length mm	Duct height mm	Width mm	Pack. pcs	Item No.
OKA-G A 40140 9	460	40-140	400	1	7424 32 4

Extension unit for GES9, height 40–240 mm




Type	Length mm	Duct height mm	Width mm	Pack. pcs	Item No.
OKA-G A 40240 9	460	40-240	400	1	7424 34 4



OKA open trunking system, in-screed


OKA-G extension unit

Extension unit for GESR9, height 40-140 mm



Type	Length	Duct height	Width	Pack.	Item No.
	mm	mm	mm	pcs	
OKA-G A 40140R9	460	40-140	400	1	7424 32 6


Extension unit for GESR9, height 40-240 mm



Type	Length	Duct height	Width	Pack.	Item No.
	mm	mm	mm	pcs	
OKA-G A 40240R9	460	40-240	400	1	7424 34 6


OKA-G accessories

Lid butt seal for trunking width 200 and 300 mm, all trunking heights




Type	Width	Pack.	Item No.
	mm	pcs	
DS2 200	200	1	7424 99 0
DS2 300	300	1	7424 99 2

Lid butt support for trunking width 400, 500 and 600 mm, all trunking heights




Type	Width	Pack.	Item No.
	mm	pcs	
DSU2 400	400	1	7424 36 0
DSU2 500	500	1	7424 36 2
DSU2 600	600	1	7424 36 4

Height adjustment unit for lid butt support, trunking height 40-70 mm




Type	Duct height	Pack.	Item No.
	mm	pcs	
NE DSU2 4030	40-70	3	7424 84 0

Height adjustment unit for lid butt support, trunking height 60-110 mm




Type	Duct height	Pack.	Item No.
	mm	pcs	
NE DSU2 6050	60-110	3	7424 84 2

Height adjustment unit for lid butt support, trunking height 100-175 mm



Type	Duct height	Pack.	Item No.
	mm	pcs	
NE DSU2 10075	100-175	3	7424 84 4


Height adjustment unit for lid butt support, trunking height 170-245 mm



Type	Duct height	Pack.	Item No.
	mm	pcs	
NE DSU2 17075	170-245	3	7424 84 6


OKA-W installation trunking with floor trough

Trunking unit, blank, height 40-70 mm




Type	Length	Duct height	Width	Pack.	Item No.
	mm	mm	mm	m	
OKA-W2004030	2400	40-70	200	2.4	7424 40 0
OKA-W3004030	2400	40-70	300	2.4	7424 40 2
OKA-W4004030	2400	40-70	400	2.4	7424 40 4
OKA-W5004030	2400	40-70	500	2.4	7424 40 6
OKA-W6004030	2400	40-70	600	2.4	7424 40 8

Trunking unit, blank, height 60-110 mm




Type	Length	Duct height	Width	Pack.	Item No.
	mm	mm	mm	m	
OKA-W2006050	2400	60-110	200	2.4	7424 42 0
OKA-W3006050	2400	60-110	300	2.4	7424 42 2
OKA-W4006050	2400	60-110	400	2.4	7424 42 4
OKA-W5006050	2400	60-110	500	2.4	7424 42 6
OKA-W6006050	2400	60-110	600	2.4	7424 42 8

Trunking unit, blank, height 100-150 mm




Type	Length	Duct height	Width	Pack.	Item No.
	mm	mm	mm	m	
OKA-W20010050	2400	100-150	200	2.4	7424 44 0
OKA-W30010050	2400	100-150	300	2.4	7424 44 2
OKA-W40010050	2400	100-150	400	2.4	7424 44 4
OKA-W50010050	2400	100-150	500	2.4	7424 44 6
OKA-W60010050	2400	100-150	600	2.4	7424 44 8

Trunking unit, blank, locking, height 40-70 mm




Type	Length	Duct height	Width	Pack.	Item No.
	mm	mm	mm	m	
OKA-W2004030R	2400	40-70	200	2.4	7424 46 0
OKA-W3004030R	2400	40-70	300	2.4	7424 46 2
OKA-W4004030R	2400	40-70	400	2.4	7424 46 4
OKA-W5004030R	2400	40-70	500	2.4	7424 46 6
OKA-W6004030R	2400	40-70	600	2.4	7424 46 8

Trunking unit, blank, locking, height 60-110 mm




Type	Length	Duct height	Width	Pack.	Item No.
	mm	mm	mm	m	
OKA-W2006050R	2400	60-110	200	2.4	7424 48 0
OKA-W3006050R	2400	60-110	300	2.4	7424 48 2
OKA-W4006050R	2400	60-110	400	2.4	7424 48 4
OKA-W5006050R	2400	60-110	500	2.4	7424 48 6
OKA-W6006050R	2400	60-110	600	2.4	7424 48 8

Trunking unit, blank, locking, height 100-150 mm




Type	Length	Duct height	Width	Pack.	Item No.
	mm	mm	mm	m	
OKA-W20010050R	2400	100-150	200	2.4	7424 50 0
OKA-W30010050R	2400	100-150	300	2.4	7424 50 2
OKA-W40010050R	2400	100-150	400	2.4	7424 50 4
OKA-W50010050R	2400	100-150	500	2.4	7424 50 6
OKA-W60010050R	2400	100-150	600	2.4	7424 50 8

Trunking unit for GES4, height 60-110 mm




Type	Length	Duct height	Width	Pack.	Item No.
	mm	mm	mm	m	
OKA-W3006050D4	2400	60-110	300	2.4	7424 60 0
OKA-W4006050D4	2400	60-110	400	2.4	7424 60 2

Trunking unit for GES4, height 100-150 mm



Type	Length	Duct height	Width	Pack.	Item No.
	mm	mm	mm	m	
OKA-W30010050D4	2400	100-150	300	2.4	7424 62 0
OKA-W40010050D4	2400	100-150	400	2.4	7424 62 2


Trunking unit for GES6, height 60-110 mm



Type	Length	Duct height	Width	Pack.	Item No.
	mm	mm	mm	m	
OKA-W4006050D6	2400	60-110	400	2.4	7424 66 2


OKA-W installation trunking with floor trough

Trunking unit for GES6, height 100–150 mm




Type	Length	Duct height	Width	Pack.	Item No.
	mm	mm	mm	m	
OKA-W40010050D6	2400	100-150	400	2.4	7424 68 2

Trunking unit for GES9, height 40–70 mm



Type	Length	Duct height	Width	Pack.	Item No.
	mm	mm	mm	m	
OKA-W4004030D9	2400	40-70	400	2.4	7424 70 0
OKA-W5004030D9	2400	40-70	500	2.4	7424 70 2
OKA-W6004030D9	2400	40-70	600	2.4	7424 70 4

Trunking unit for GES9, height 60–110 mm




Type	Length	Duct height	Width	Pack.	Item No.
	mm	mm	mm	m	
OKA-W4006050D9	2400	60-110	400	2.4	7424 72 0
OKA-W5006050D9	2400	60-110	500	2.4	7424 72 2
OKA-W6006050D9	2400	60-110	600	2.4	7424 72 4

Trunking unit for GES9, height 100–150 mm




Type	Length	Duct height	Width	Pack.	Item No.
	mm	mm	mm	m	
OKA-W40010050D9	2400	100-150	400	2.4	7424 74 0
OKA-W50010050D9	2400	100-150	500	2.4	7424 74 2
OKA-W60010050D9	2400	100-150	600	2.4	7424 74 4

Trunking unit for GESR9, height 40–70 mm



Type	Length	Duct height	Width	Pack.	Item No.
	mm	mm	mm	m	
OKA-W4004030DR9	2400	40-70	400	2.4	7424 76 0
OKA-W5004030DR9	2400	40-70	500	2.4	7424 76 2
OKA-W6004030DR9	2400	40-70	600	2.4	7424 76 4

Trunking unit for GESR9, height 60–110 mm



Type	Length	Duct height	Width	Pack.	Item No.
	mm	mm	mm	m	
OKA-W4006050DR9	2400	60-110	400	2.4	7424 78 0
OKA-W5006050DR9	2400	60-110	500	2.4	7424 78 2
OKA-W6006050DR9	2400	60-110	600	2.4	7424 78 4


Trunking unit for GESR9, height 100–150 mm



Type	Length	Duct height	Width	Pack.	Item No.
	mm	mm	mm	m	
OKA-W40010050DR9	2400	100-150	400	2.4	7424 80 0
OKA-W50010050DR9	2400	100-150	500	2.4	7424 80 2
OKA-W60010050DR9	2400	100-150	600	2.4	7424 80 4


OKA-W extension unit

Extension unit for GES4, height 60–110 mm




Type	Length	Duct height	Width	Pack.	Item No.
	mm	mm	mm	pcs	
OKA-W A 6050 4	473	60-110	400	1	7424 90 0

Extension unit for GES4, height 100–150 mm




Type	Length	Duct height	Width	Pack.	Item No.
	mm	mm	mm	pcs	
OKA-W A 10050 4	473	100-150	400	1	7424 92 0

Extension unit for GES6, height 60–110 mm




Type	Length	Duct height	Width	Pack.	Item No.
	mm	mm	mm	pcs	
OKA-W A 6050 6	473	60-110	400	1	7424 90 2

Extension unit for GES6, height 100–150 mm




Type	Length	Duct height	Width	Pack.	Item No.
	mm	mm	mm	pcs	
OKA-W A 10050 6	473	100-150	400	1	7424 92 2

Extension unit for GES9, height 40–70 mm




Type	Length	Duct height	Width	Pack.	Item No.
	mm	mm	mm	pcs	
OKA-W A 4030 9	473	40-70	400	1	7424 88 4

Extension unit for GES9, height 60–110 mm




Type	Length	Duct height	Width	Pack.	Item No.
	mm	mm	mm	pcs	
OKA-W A 6050 9	473	60-110	400	1	7424 90 4

Extension unit for GES9, height 100–150 mm




Type	Length	Duct height	Width	Pack.	Item No.
	mm	mm	mm	pcs	
OKA-W A 10050 9	473	100-150	400	1	7424 92 4

Extension unit for GESR9, height 40–70 mm




Type	Length	Duct height	Width	Pack.	Item No.
	mm	mm	mm	pcs	
OKA-W A 4030R9	473	40-70	400	1	7424 88 6

Extension unit for GESR9, height 60–110 mm



Type	Length	Duct height	Width	Pack.	Item No.
	mm	mm	mm	pcs	
OKA-W A 6050R9	473	60-110	400	1	7424 90 6

Extension unit for GESR9, height 100–150 mm




Type	Length	Duct height	Width	Pack.	Item No.
	mm	mm	mm	pcs	
OKA-W A 10050R9	473	100-150	400	1	7424 92 6



OKA open trunking system, in-screed


OKA-W accessories

Lid butt seal for trunking width 200 and 300 mm, all trunking heights




Type	Width	Pack.	Item No.
	mm	pcs	
DSD2 200	200	1	7424 99 0
DSD2 300	300	1	7424 99 2

Lid butt support for trunking width 400, 500 and 600 mm, trunking height 40-70 mm




Type	Width	Duct height	Pack.	Item No.
	mm	mm	pcs	
DSU2 400 4030	400	40-70	1	7424 94 0
DSU2 500 4030	500	40-70	1	7424 94 2
DSU2 600 4030	600	40-70	1	7424 94 4

Lid butt support for trunking width 400, 500 and 600 mm, trunking height 60-110 mm




Type	Width	Duct height	Pack.	Item No.
	mm	mm	pcs	
DSU2 400 6050	400	60-110	1	7424 96 0
DSU2 500 6050	500	60-110	1	7424 96 2
DSU2 600 6050	600	60-110	1	7424 96 4

Lid butt support for trunking width 400, 500 and 600 mm, trunking height 100-150 mm



Type	Width	Duct height	Pack.	Item No.
	mm	mm	pcs	
DSU2 400 10050	400	100-150	1	7424 98 0
DSU2 500 10050	500	100-150	1	7424 98 2
DSU2 600 10050	600	100-150	1	7424 98 4


Separating retainer



Type	Length	Duct height	Pack.	Item No.
	mm	mm	m	
OKA2 TW 30	2400	30	2.4	7401 98 4
OKA2 TW 40	2400	40	2.4	7401 98 8
OKA2 TW 50	2400	50	2.4	7401 99 2
OKA2 TW 60	2400	60	2.4	7401 99 6
OKA2 TW 70	2400	70	2.4	7402 00 0
OKA2 TW 80	2400	80	2.4	7402 00 4
OKA2 TW 90	2400	90	2.4	7402 00 8
OKA2 TW 100	2400	100	2.4	7401 96 0
OKA2 TW 110	2400	110	2.4	7401 96 4
OKA2 TW 120	2400	120	2.4	7401 96 8
OKA2 TW 130	2400	130	2.4	7401 97 2
OKA2 TW 140	2400	140	2.4	7401 97 6
OKA2 TW 150	2400	150	2.4	7401 98 0


Accessories for OKA-G and OKA-W

Trunking end piece, height 40-150 mm




Type	Width	Duct height	Pack.	Item No.
	mm	mm	pcs	
OKA-G20040150ES	200	40-150	1	7424 28 0
OKA-G30040150ES	300	40-150	1	7424 28 2
OKA-G40040150ES	400	40-150	1	7424 28 4
OKA-G50040150ES	500	40-150	1	7424 28 6
OKA-G60040150ES	600	40-150	1	7424 28 8

Trunking end piece, height 40-240 mm




Type	Width	Duct height	Pack.	Item No.
	mm	mm	pcs	
OKA-G20040240ES	200	40-240	1	7424 30 0
OKA-G30040240ES	300	40-240	1	7424 30 2
OKA-G40040240ES	400	40-240	1	7424 30 4
OKA-G50040240ES	500	40-240	1	7424 30 6
OKA-G60040240ES	600	40-240	1	7424 30 8

Construction set for trunking T branch and intersection




Type	Pack.	Item No.
	pcs	
OKA FB2 TX	1	7424 82 1

Construction set for 90° angle to right, height 40-150 mm




Type	Width	Duct height	Pack.	Item No.
	mm	mm	pcs	
OKA-G20040150FBR	200	40-150	1	7423 97 0
OKA-G30040150FBR	300	40-150	1	7423 97 2
OKA-G40040150FBR	400	40-150	1	7423 97 4
OKA-G50040150FBR	500	40-150	1	7423 97 6
OKA-G60040150FBR	600	40-150	1	7423 97 8

Construction set for 90° angle to right, height 40-240 mm




Type	Width	Duct height	Pack.	Item No.
	mm	mm	pcs	
OKA-G20040240FBR	200	40-240	1	7423 98 0
OKA-G30040240FBR	300	40-240	1	7423 98 2
OKA-G40040240FBR	400	40-240	1	7423 98 4
OKA-G50040240FBR	500	40-240	1	7423 98 6
OKA-G60040240FBR	600	40-240	1	7423 98 8

Construction set for 90° angle to left, height 40-150 mm




Type	Width	Duct height	Pack.	Item No.
	mm	mm	pcs	
OKA-G20040150FBL	200	40-150	1	7423 95 0
OKA-G30040150FBL	300	40-150	1	7423 95 2
OKA-G40040150FBL	400	40-150	1	7423 95 4
OKA-G50040150FBL	500	40-150	1	7423 95 6
OKA-G60040150FBL	600	40-150	1	7423 95 8

Construction set for 90° angle to left, height 40-240 mm




Type	Width	Duct height	Pack.	Item No.
	mm	mm	pcs	
OKA-G20040240FBL	200	40-240	1	7423 96 0
OKA-G30040240FBL	300	40-240	1	7423 96 2
OKA-G40040240FBL	400	40-240	1	7423 96 4
OKA-G50040240FBL	500	40-240	1	7423 96 6
OKA-G60040240FBL	600	40-240	1	7423 96 8

Flat seal



Type	Length	Pack.	Item No.
	mm	m	
OKA FD	15000	15	7424 82 2

Height adjustment unit




Type	Duct height	Pack.	Item No.
	mm	pcs	
OKA NEVE 110	40-110	6	7425 97 0
OKA NEVE 150	40-150	6	7425 97 2
OKA NEVE 250	40-250	6	7425 97 4

OKA open trunking system, in-screed


Accessories for OKA-G and OKA-W

Screed tie




Type	Pack.	Item No.
EA3 6	6 pcs	7425 14 0

Floor covering contact profile




Type	Length	Pack.	Item No.
OKA BA4 3	2400 mm	96 m	7404 22 0

Lid fastening screw




Type	Pack.	Item No.
DBS BE	18 pcs	7407 08 0

Protective conductor connection bracket




Type	Pack.	Item No.
8AWR	10 pcs	6288 70 4

Cassettes




Type	Width	Cassette height	Pack.	Item No.
	mm	mm	pcs	
OKA RK 200 15	200	15	1	7425 30 0
OKA RK 300 15	300	15	1	7425 31 0
OKA RK 400 15	400	15	1	7425 32 0
OKA RK 500 15	500	15	1	7425 33 0
OKA RK 600 15	600	15	1	7425 34 0

Mounting lid, blank, 800 mm




Type	Width	Length	Pack.	Item No.
	mm	mm	pcs	
OKA2 D 200	200	800	1	7401 87 0
OKA D 300	300	800	1	7401 99 7
OKA2 D 400	400	800	1	7401 89 8
OKA D 500	500	800	1	7425 00 6
OKA D 600	600	800	1	7425 00 8

Mounting lid, blank, locking, 800 mm




Type	Width	Length	Pack.	Item No.
	mm	mm	pcs	
OKA D 200 R	200	800	1	7425 02 0
OKA D 300 R	300	800	1	7425 02 2
OKA D 400 R	400	800	1	7425 02 4
OKA D 500 R	500	800	1	7425 02 6
OKA D 600 R	600	800	1	7425 02 8

Mounting lid for Telitank top, 800 mm




Type	Width	Length	Pack.	Item No.
	mm	mm	pcs	
OKA2 DAT 200	200	800	1	7401 90 4
OKA2 DAT 300	300	800	1	7401 91 2
OKA2 DAT 400	400	800	1	7401 92 0

Mounting lid for Telitank top, 400 mm




Type	Width	Length	Pack.	Item No.
	mm	mm	pcs	
OKA D 500 DAT	500	400	1	7425 04 6
OKA D 600 DAT	600	400	1	7425 04 8

Mounting lid for GES4, 800 mm




Type	Width	Length	Pack.	Item No.
	mm	mm	pcs	
OKA DG4 300	300	800	1	7402 04 0
OKA DG4 400	400	800	1	7402 04 8

Mounting lid for GES4, 400 mm




Type	Width	Length	Pack.	Item No.
	mm	mm	pcs	
OKA D 500 4	500	400	1	7425 06 4
OKA D 600 4	600	400	1	7425 06 6

Mounting lid for GES6, 800 mm




Type	Width	Length	Pack.	Item No.
	mm	mm	pcs	
OKA DG6 400	400	800	1	7402 05 6

Mounting lid for GES6, 400 mm




Type	Width	Length	Pack.	Item No.
	mm	mm	pcs	
OKA D 500 6	500	400	1	7425 08 4
OKA D 600 6	600	400	1	7425 08 6

Mounting lid for GES9, 800 mm




Type	Width	Length	Pack.	Item No.
	mm	mm	pcs	
OKA DG9 400	400	800	1	7402 06 4

Mounting lid for GES9, 400 mm




Type	Width	Length	Pack.	Item No.
	mm	mm	pcs	
OKA D 500 9	500	400	1	7425 10 2
OKA D 600 9	600	400	1	7425 10 4

Mounting lid for GESR9, 800 mm




Type	Width	Length	Pack.	Item No.
	mm	mm	pcs	
OKA DGR9 400	400	800	1	7402 06 8

Mounting lid for GESR9, 400 mm



Type	Width	Length	Pack.	Item No.
	mm	mm	pcs	
OKA D 500 R9	500	400	1	7425 12 2
OKA D 600 R9	600	400	1	7425 12 4

Lifting tool - magnet lifter, 1300 N




Type	Pack.	Item No.
WZ 1028	1 pcs	7408 63 0



OKA open trunking system, in-screed

Accessories for OKA-G and OKA-W

 Lifting tool - suction lifter, 300 N			
Type		Pack.	Item No.
		pcs	
WZ 1029		1	7408 63 4







OKB open duct system,
in-screed, flush with floor




System **ACKERMANN**
CABLE MANAGEMENT

OKB open trunking system, screed-flush


OKB open trunking system, screed-flush

Trunking unit with brush bar, without height adjustment units




Type	Length	Width	Pack.	Item No.
	mm	mm	m	
OKB U 25085 BLON	2000	250	2	7403 81 6

Trunking unit with blanking lid, without height adjustment units




Type	Length	Width	Pack.	Item No.
	mm	mm	m	
OKB U 25085 BD	2000	250	2	7403 81 8

OKB supply trunking, without height adjustment units




Type	Length	Width	Pack.	Item No.
	mm	mm	m	
OKB E 25085 ON	2000	210	2	7403 81 1

Trunking end piece




Type	Width	Duct height	Pack.	Item No.
	mm	mm	pcs	
OKB ES 25085	250	85-125	1	7403 82 0

Internal corner, without height adjustment units




Type	Width	Pack.	Item No.
	mm	pcs	
OKB IE 25085 ON	250	1	7403 82 6

External corner, without height adjustment unit




Type	Width	Pack.	Item No.
	mm	pcs	
OKB AE 25085 ON	250	1	7403 83 1

T piece, without height adjustment unit



Type	Width	Pack.	Item No.
	mm	pcs	
OKB TS 25085 ON	250	1	7403 83 6


Wall penetration



Type	Length	Pack.	Item No.
	mm	pcs	
OKB WD 25085	300	1	7403 89 0


Accessories for OKB open trunking system

Height adjustment unit RKNEV2




Type	Height adjustment range	Pack.	Item No.
		PU	
RK NEV2 70	70	1	7405 81 4
RK NEV2 110	110	1	7405 81 5
RK NEV2 150	150	1	7405 81 6
RK NEV2 190	190	1	7405 81 7
RK NEV2 230	230	1	7405 81 8
RK NEV2 270	270	1	7405 81 9

Device support



Type	Pack.	Item No.
	pcs	
OKB IT	1	7403 85 0

Separating retainer




Type	Length	Pack.	Item No.
	mm	pcs	
OKB TW 85240	240	5	7403 84 1

Cover butt seal




Type	Pack.	Item No.
	pcs	
OKB DSD 250	1	7403 84 5

Connector for trunking unit with brush bar




Type	Pack.	Item No.
	pcs	
OKB V 250	1	7403 85 5

Connector for supply duct




Type	Pack.	Item No.
	pcs	
OKB V 210	1	7403 86 0

Protective conductor connection bracket




Type	Pack.	Item No.
	pcs	
8AWR	10	6288 70 4

Drilling template for trunking with brush bar




Type	Pack.	Item No.
	pcs	
OKB BS BL	1	7403 88 3

Drilling template for supply trunking



Type	Pack.	Item No.
	pcs	
OKB BS E	1	7403 88 1

Profile for screed limitation




Type	Length	Pack.	Item No.
	mm	pcs	
OKB EP 1000	1000	1	7403 89 5





OKB open trunking system, screed-flush


Device installation for Modul 45connect®


 <p>Module support MT4 for OKB, system length 208 mm</p>			
Type		Pack.	Item No.
		pcs	
MT4 45 OKB		8	7403 87 0


Device installation for Modul 45® sockets 33°


 <p>GB3 mounting box, system length 208 mm</p>			
Type	Length	Pack.	Item No.
	mm	pcs	
GB3	208	1	7407 32 4


 <p>Cover plate for mounting box GB3, blank</p>			
Type	Length	Pack.	Item No.
	mm	pcs	
GB23 P01	61	20	7407 23 2


 <p>Cover plate for mounting box GB3, blank</p>			
Type	Length	Pack.	Item No.
	mm	pcs	
GB23 P02	104	10	7407 24 0


 <p>Cover plate for mounting box GB3, blank</p>			
Type	Length	Pack.	Item No.
	mm	pcs	
GB3 P01	147	10	7407 33 6


 <p>Cover plate for mounting box GB3, Modul 45® installation opening</p>			
Type	Length	Pack.	Item No.
	mm	pcs	
GB23 P3	61	20	7407 26 4


 <p>Cover plate for mounting box GB3, Modul 45® installation opening</p>			
Type	Length	Pack.	Item No.
	mm	pcs	
GB23 P4	104	10	7407 26 8


 <p>Cover plate for mounting box GB3, Modul 45® installation opening</p>			
Type	Length	Pack.	Item No.
	mm	pcs	
GB3 P3	147	10	7407 36 0


 <p>Cover plate for mounting box GB3, round installation opening for EK device</p>			
Type	Length	Pack.	Item No.
	mm	pcs	
GB23 P1	61	20	7407 24 8


 <p>Cover plate for mounting box GB3, round installation opening for EKR device</p>			
Type	Length	Pack.	Item No.
	mm	pcs	
GB23 P2	104	10	7407 25 6


 <p>Cover plate for mounting box GB3, with installation opening for EKR device, with screw fastening</p>			
Type	Length	Pack.	Item No.
	mm	pcs	
GB23 P5	104	10	7407 27 2


 <p>Cover plate for mounting box GB3, round installation opening for EK device</p>			
Type	Length	Pack.	Item No.
	mm	pcs	
GB3 P1	147	10	7407 34 4

 <p>Cover plate for mounting box GB3, round installation opening for EK device</p>			
Type	Length	Pack.	Item No.
	mm	pcs	
GB3 P2	208	10	7407 35 2

 <p>Separating retainer</p>			
Type		Pack.	Item No.
		pcs	
GB23 TW		10	7407 28 0

 <p>Labelling panel</p>			
Type		Pack.	Item No.
		pcs	
BF 1		1	7407 05 2

 <p>Module support with protective housing for Modul 45® devices, system length 208 mm</p>			
Type		Pack.	Item No.
		pcs	
MT4 45 3-1		1	7429 13 5
MT4 45 2-2		1	7429 13 9





Installation system for device
installation from 55 mm screed
height upwards

System **ACKERMANN**
CABLE MANAGEMENT



Installation system for device installation from screed heights of 55 mm

OKA-G installation trunking with mesh

Installation trunking with 200 mm width

Type	Length	Duct height	Width	Pack.	Item No.
	mm	mm	mm	m	
OKA-G20040140	2400	40-140	200	2.4	7424 00 0

Installation trunking with 300 mm width

Type	Length	Duct height	Width	Pack.	Item No.
	mm	mm	mm	m	
OKA-G30040140	2400	40-140	300	2.4	7424 00 2

Installation trunking with 400 mm width

Type	Length	Duct height	Width	Pack.	Item No.
	mm	mm	mm	m	
OKA-G40040140	2400	40-140	400	2.4	7424 00 4

Installation trunking with 500 mm width

Type	Length	Duct height	Width	Pack.	Item No.
	mm	mm	mm	m	
OKA-G50040140	2400	40-140	500	2.4	7424 00 6

Installation trunking with 600 mm width

Type	Length	Duct height	Width	Pack.	Item No.
	mm	mm	mm	m	
OKA-G60040140	2400	40-140	600	2.4	7424 00 8

Extension unit for GES9/55

Type	Length	Duct height	Width	Pack.	Item No.
	mm	mm	mm	pcs	
OKA-G A 40140 9	460	40-140	400	1	7424 32 4

Extension unit for GESR9/55

Type	Length	Duct height	Width	Pack.	Item No.
	mm	mm	mm	pcs	
OKA-G A 40140R9	460	40-140	400	1	7424 32 6

Lid butt seal for trunking width 200 and 300 mm

Type	Width	Pack.	Item No.
	mm	pcs	
DSD2 200	200	1	7424 99 0
DSD2 300	300	1	7424 99 2

Lid butt support for trunking width 400, 500 and 600 mm

Type	Width	Pack.	Item No.
	mm	pcs	
DSU2 400	400	1	7424 36 0
DSU2 500	500	1	7424 36 2
DSU2 600	600	1	7424 36 4

Height adjustment unit for lid butt support, trunking height 40-70 mm

Type	Duct height	Pack.	Item No.
	mm	pcs	
NE DSU2 4030	40-70	3	7424 84 0

Height adjustment unit for lid butt support, trunking height 60-110 mm

Type	Duct height	Pack.	Item No.
	mm	pcs	
NE DSU2 6050	60-110	3	7424 84 2

Height adjustment unit for lid butt support, trunking height 100-175 mm

Type	Duct height	Pack.	Item No.
	mm	pcs	
NE DSU2 10075	100-175	3	7424 84 4

OKA trunking end piece

Type	Width	Duct height	Pack.	Item No.
	mm	mm	pcs	
OKA-G20040150ES	200	40-150	1	7424 28 0
OKA-G30040150ES	300	40-150	1	7424 28 2
OKA-G40040150ES	400	40-150	1	7424 28 4
OKA-G50040150ES	500	40-150	1	7424 28 6
OKA-G60040150ES	600	40-150	1	7424 28 8

OKA-W installation trunking with floor trough

Installation trunking with 200 mm width

Type	Length	Duct height	Width	Pack.	Item No.
	mm	mm	mm	m	
OKA-W2004030	2400	40-70	200	2.4	7424 40 0

Installation trunking with 300 mm width

Type	Length	Duct height	Width	Pack.	Item No.
	mm	mm	mm	m	
OKA-W3004030	2400	40-70	300	2.4	7424 40 2

Installation trunking with 400 mm width

Type	Length	Duct height	Width	Pack.	Item No.
	mm	mm	mm	m	
OKA-W4004030	2400	40-70	400	2.4	7424 40 4

Installation trunking with 500 mm width

Type	Length	Duct height	Width	Pack.	Item No.
	mm	mm	mm	m	
OKA-W5004030	2400	40-70	500	2.4	7424 40 6

Installation trunking with 600 mm width

Type	Length	Duct height	Width	Pack.	Item No.
	mm	mm	mm	m	
OKA-W6004030	2400	40-70	600	2.4	7424 40 8


Extension unit for GES9/55

Type	Length	Duct height	Width	Pack.	Item No.
	mm	mm	mm	pcs	
OKA-W A 4030 9	473	40-70	400	1	7424 88 4

Installation system for device installation from screed heights of 55 mm


OKA-W installation trunking with floor trough

Extension unit for GESR9/55




Type	Length mm	Duct height mm	Width mm	Pack. pcs	Item No.
OKA-W A 4030R9	473	40-70	400	1	7424 88 6

Lid butt seal for trunking width 200 and 300 mm




Type	Width mm	Pack. pcs	Item No.
DSD2 200	200	1	7424 99 0
DSD2 300	300	1	7424 99 2

Lid butt support for trunking width 400, 500 and 600 mm



Type	Width mm	Duct height mm	Pack. pcs	Item No.
DSU2 400 4030	400	40-70	1	7424 94 0
DSU2 500 4030	500	40-70	1	7424 94 2
DSU2 600 4030	600	40-70	1	7424 94 4


OKA trunking end piece



Type	Width mm	Duct height mm	Pack. pcs	Item No.
OKA-G20040150ES	200	40-150	1	7424 28 0
OKA-G30040150ES	300	40-150	1	7424 28 2
OKA-G40040150ES	400	40-150	1	7424 28 4
OKA-G50040150ES	500	40-150	1	7424 28 6
OKA-G60040150ES	600	40-150	1	7424 28 8


Underfloor box, System 55 for GES9 55U, GESR9 55U

Underfloor box UGD250-3 for GES9/55




Type	Screed height mm	Pack. pcs	Item No.
UGD55 250-3 9R	55-80	1	7410 06 0

Underfloor box UGD350-3 for GES9/55




Type	Screed height mm	Pack. pcs	Item No.
UGD55 350-3 9R	55-80	1	7410 06 2

Underfloor box UGD350-3 for GESR9/55



Type	Screed height mm	Pack. pcs	Item No.
UGD55 350-3R9R	55-80	1	7410 06 4





EBK flushfloor duct system,
enclosed




System **ACKERMANN**
CABLE MANAGEMENT

EBK flushfloor duct system, closed


Duct height 27 mm

Installation duct, closed




Type	Length	Duct height	Pack.	Item No.
	mm	mm	m	
SE2 19027	2400	27	2.4	7403 90 0
SE2 25027	2400	27	2.4	7403 91 2
SE3 25027	2400	27	2.4	7403 92 8

Installation duct with mounting openings




Type	Length	Duct height	Pack.	Item No.
	mm	mm	m	
SEG2 19027	2400	27	2.4	7403 94 0
SEG2 25027	2400	27	2.4	7403 95 2
SEG3 25027	2400	27	2.4	7403 97 2

Connection shackle




Type	Width	Pack.	Item No.
	mm	pcs	
VLE1 190	190	1	7404 10 0
VLE1 250	250	1	7404 10 4

Duct end closure piece




Type	Width	Pack.	Item No.
	mm	pcs	
SES 19027	190	1	7403 98 0
SES 25027	250	1	7404 00 2

Vertical bend, two-compartment




Type	Width	Pack.	Item No.
	mm	pcs	
KV2 19028	190	1	7400 62 0
KV2 25028	250	1	7400 63 2

Vertical bend, three-compartment



Type	Width	Pack.	Item No.
	mm	pcs	
KV3-3 25028	250	1	7400 66 8


Insertion nut



Type	Pack.	Item No.
	pcs	
T EM	4	7408 08 4


Duct height 37 mm

Installation duct, closed




Type	Length	Duct height	Pack.	Item No.
	mm	mm	m	
SE2 19037	2400	37	2.4	7403 90 4
SE3 19037	2400	37	2.4	7403 92 2
SE2 25037	2400	37	2.4	7403 91 6
SE3 25037	2400	37	2.4	7403 93 2

Installation duct with mounting openings




Type	Length	Duct height	Pack.	Item No.
	mm	mm	m	
SEG2 25037	2400	37	2.4	7403 95 6
SEG3 25037	2400	37	2.4	7403 97 6
SEG2 19037	2400	37	2.4	7403 94 4
SEG3 19037	2400	37	2.4	7403 96 4

Connection shackle




Type	Width	Pack.	Item No.
	mm	pcs	
VLE1 190	190	1	7404 10 0
VLE1 250	250	1	7404 10 4

Duct end closure piece




Type	Width	Pack.	Item No.
	mm	pcs	
SES 19037	190	1	7403 98 4
SES 25037	250	1	7404 00 6

Vertical bend, two-compartment




Type	Duct width	Duct height	Pack.	Item No.
	mm	mm	pcs	
KV2 19038	190	38	1	7400 62 4
KV2 25038	250	38	1	7400 63 6

Vertical bend, three-compartment



Type	Width	Pack.	Item No.
	mm	pcs	
KV3-3 25038	250	1	7400 67 2

Insertion nut




Type	Pack.	Item No.
	pcs	
T EM	4	7408 08 4



EBK flushfloor duct system, closed


Duct height 47 mm

Installation duct, closed




Type	Length mm	Duct height mm	Pack. m	Item No.
SE2 19047	2400	47	2.4	7403 90 8
SE3 19047	2400	47	2.4	7403 92 4
SE2 25047	2400	47	2.4	7403 92 0
SE3 25047	2400	47	2.4	7403 93 6

Installation duct with mounting openings




Type	Length mm	Duct height mm	Pack. m	Item No.
SEG2 19047	2400	47	2.4	7403 94 8
SEG3 19047	2400	47	2.4	7403 96 8
SEG2 25047	2400	47	2.4	7403 96 0

Connection shackle




Type	Width mm	Pack. pcs	Item No.
VLE1 190	190	1	7404 10 0
VLE1 250	250	1	7404 10 4

Duct end closure piece




Type	Width mm	Pack. pcs	Item No.
SES 19047	190	1	7403 98 8
SES 25047	250	20	7404 01 0

Vertical bend, two-compartment




Type	Duct width mm	Duct height mm	Pack. pcs	Item No.
KV2 19048	190	48	1	7400 62 8
KV2 25048	250	48	1	7400 64 0

Vertical bend, three-compartment



Type	Width mm	Pack. pcs	Item No.
KV3-3 25048	250	1	7400 67 6


Insertion nut



Type	Pack. pcs	Item No.
TEM	4	7408 08 4

EBK junction and branch box


Junction and branch box



Type	Screed height mm	Pack. pcs	Item No.
ZDE2-250 30	30-50	1	7404 10 8
ZDE2-250 40	40-60	1	7404 11 2
ZDE2-250 50	50-70	1	7404 11 6


Accessories

Carpet protection frame




Type	Colour	Pack. pcs	Item No.
SRE 250 7011	Iron grey	1	7404 02 6
SRE 250 1019	Grey-beige	1	7404 03 4
SRE 250 9011	Graphite black	1	7404 03 8

Floor covering protection frame




Type	Colour	Pack. pcs	Item No.
BAU E 7011	Iron grey	1	7407 04 8

Blanking lid for carpet protection frame and floor covering contact frame




Type	Pack. pcs	Item No.
DU 121	1	7400 78 0

Mounting lid for Telitank mounting



Type	Pack. pcs	Item No.
DU 122 E	1	7400 60 0

Blanking plate



Type	Pack. pcs	Item No.
DAT F	1	7407 07 6





IBK in-concrete duct system



System **ACKERMANN**
CABLE MANAGEMENT

IBK in-concrete duct system for duct height 38 mm

In-concrete box for GES9
Available from 01/07/2014

Type	Pack.	Item No.
IBD 35038 9	1 pcs	7399 85 0

In-concrete box for GESR9
Available from 01/07/2014

Type	Pack.	Item No.
IBD 35038 R9	1 pcs	7399 85 6

Connection element 38 mm
Available from 01/07/2014

Type	Dimension B	Dimension h	Pack.	Item No.
IBVE 25038	250 mm	38 mm	1 pcs	7399 89 0
IBVE 35038	350 mm	38 mm	1 pcs	7399 89 6

Underfloor installation duct, 3-compartment

Type	Width	Length	Pack.	Item No.
S3 25038	250 mm	2000 mm	2 m	7400 32 8
S3 35038	350 mm	2000 mm	2 m	7400 34 0

Vertical bend 38 mm

Type	Duct width	Duct height	Pack.	Item No.
KV3 25038	250 mm	38 mm	1 pcs	7400 64 8
KV3 35038	350 mm	38 mm	1 pcs	7400 66 0

IBK in-concrete duct system for duct height 48 mm

In-concrete box 48 mm for GES
Available from 01/07/2014

Type	Pack.	Item No.
IBD 35048 9	1 pcs	7399 85 2

In-concrete box 48 mm for GESR
Available from 01/07/2014

Type	Pack.	Item No.
IBD 35048 R9	1 pcs	7399 85 8

Vertical bend 48 mm
Available from 01/07/2014

Type	Dimension B	Dimension h	Pack.	Item No.
IBVE 25048	250 mm	48 mm	1 pcs	7399 89 2
IBVE 35048	380 mm	48 mm	1 pcs	7399 89 8

Underfloor installation duct, 3-compartment

Type	Width	Length	Pack.	Item No.
S3 25048	250 mm	2000 mm	2 m	7400 33 2
S3 35048	350 mm	2000 mm	2 m	7400 34 4

Vertical bend 48 mm

Type	Duct width	Duct height	Pack.	Item No.
KV3 25048	250 mm	48 mm	1 pcs	7400 65 2
KV3 35048	350 mm	48 mm	1 pcs	7400 66 4

IBK accessories

Height-adjustment unit
Available from 01/07/2014

Type	Height adjustment range	Pack.	Item No.
IBNEV 110	35-105	1 pcs	7399 92 0
IBNEV 150	75-145	1 pcs	7399 92 3
IBNEV 190	185-115	1 pcs	7399 92 6
IBNEV 230	225-155	1 pcs	7399 92 9

Strut for 250 mm duct
Available from 01/07/2014

Type	Duct width	Pack.	Item No.
IBST 250	250 mm	1 pcs	7399 91 0

Strut for 350 mm duct
Available from 01/07/2014

Type	Duct width	Pack.	Item No.
IBST 350	350 mm	1 pcs	7399 91 2

Fastening set for GES9
Available from 01/07/2014

Type	Pack.	Item No.
	1 pcs	7399 87 0

Fastening set for GESR9
Available from 01/07/2014

Type	Pack.	Item No.
	1 pcs	7399 87 2





**AIK on-floor
installation trunking system**




System **ACKERMANN**
CABLE MANAGEMENT



AIK on-floor installation trunking system


AIK on-floor installation trunking base

On-floor installation trunking, height 40 mm




Type	Length	Width	Duct height	Pack.	Item No.
	mm	mm	mm	m	
AIKU 15040	2400	150	40	2.4	7404 70 0
AIKU 20040	2400	200	40	2.4	7404 70 4
AIKU 25040	2400	250	40	2.4	7404 71 2

On-floor installation trunking, height 70 mm




Type	Length	Width	Duct height	Pack.	Item No.
	mm	mm	mm	m	
AIKU 20070	2400	200	70	2.4	7404 70 8
AIKU 25070	2400	250	70	2.4	7404 71 6

Trunking separating retainer




Type	Length	Duct height	Pack.	Item No.
	mm	mm	m	
AIK 6TW 40	2400	40	2.4	7404 82 0
AIK 6TW 70	2400	70	2.4	7404 82 4

On-floor installation trunking, height 75 mm




Type	Length	Width	Duct height	Pack.	Item No.
	mm	mm	mm	m	
AIKU 35075	2400	350	75	2.4	7404 72 0

Trunking separating retainer for trunking height 75 mm



Type	Length	Duct height	Pack.	Item No.
	mm	mm	m	
AIK TWL 75	2400	75	2.4	7404 81 6


Protective conductor connection bracket



Type	Pack.	Item No.
	pcs	
8AWR	10	6288 70 4


AIK on-floor installation trunking blanking lid

Blanking lid




Type	Length	Duct width	Duct height	Pack.	Item No.
	mm	mm	mm	pcs	
AIKF D 15040	800	150	40	1	7404 91 0
AIKF D 20040	800	200	40	1	7404 91 6
AIKF D 20070	800	200	70	1	7404 92 8
AIKF D 25040	800	250	40	1	7404 93 2
AIKF D 25070	800	250	70	1	7404 94 4
AIKF D 35075	800	350	75	1	7404 94 8

Blanking lid, internal corner




Type	Length	Duct width	Duct height	Pack.	Item No.
	mm	mm	mm	pcs	
AIKF IEA 15040	800	150	40	1	7404 99 6
AIKF IEA 20040	800	200	40	1	7405 00 0
AIKF IEA 20070	800	200	70	1	7405 00 4
AIKF IEA 25040	800	250	40	1	7405 00 8
AIKF IAE 25070	800	250	70	1	7404 99 2
AIKF IEA 35075	800	350	75	1	7405 01 2

Blanking lid, external corner



Type	Length	Duct width	Duct height	Pack.	Item No.
	mm	mm	mm	pcs	
AIKF AEA 15040	800	150	40	1	7404 88 6
AIKF AEA 20040	800	200	40	1	7404 89 0
AIKF AEA 20070	800	200	70	1	7404 89 4
AIKF AEA 25040	800	250	40	1	7404 89 8
AIKF AEA 25070	800	250	70	1	7404 90 2
AIKF AEA 35075	800	350	75	1	7404 90 6


Blanking lid, T branch



Type	Length	Duct width	Duct height	Pack.	Item No.
	mm	mm	mm	pcs	
AIKF D 15040T150	800	150	40	1	7404 91 4
AIKF D 20040T150	800	200	40	1	7404 92 0
AIKF D 20040T200	800	200	40	1	7404 92 4
AIKF D 25040T150	800	250	40	1	7404 93 6
AIKF D 25040T250	800	250	40	1	7404 94 0


AIK on-floor installation trunking device cover

Device connection lid for Telitank mounting




Type	Length	Duct width	Duct height	Pack.	Item No.
	mm	mm	mm	pcs	
AIKF DAT 15040	800	150	40	1	7404 95 6
AIKF DAT 20040	800	200	40	1	7404 96 0
AIKF DAT 25040	800	250	40	1	7404 96 4

Service outlet lid for GES2




Type	Length	Duct width	Duct height	Pack.	Item No.
	mm	mm	mm	pcs	
AIKF DG2 20070	800	200	70	1	7404 97 2
AIKF DG2 25070	800	250	70	1	7404 97 6

Service outlet lid for two GES2




Type	Length	Duct width	Duct height	Pack.	Item No.
	mm	mm	mm	pcs	
AIKF DG2 2 2007	800	200	70	1	7404 79 8
AIKF DG2 2 2507	800	250	70	1	7404 80 2

Service outlet lid for GES4




Type	Length	Duct width	Duct height	Pack.	Item No.
	mm	mm	mm	pcs	
AIKF DG4 35075	400	350	75	1	7404 98 0

Service outlet lid for GES6



Type	Length	Duct width	Duct height	Pack.	Item No.
	mm	mm	mm	pcs	
AIKF DG6 35075	400	350	75	1	7404 98 4

Service outlet lid for GES9




Type	Length	Duct width	Duct height	Pack.	Item No.
	mm	mm	mm	pcs	
AIKF DG9 35075	400	350	75	1	7404 98 8



AIK on-floor installation trunking system


AIK on-floor installation trunking accessories

Trunking end piece, right side




Type	Duct width mm	Duct height mm	Pack. pcs	Item No.
AIK ESR 15040	150	40	1	7404 77 4
AIK ESR 20040	200	40	1	7404 77 8
AIK ESR 20070	200	70	1	7404 78 2
AIK ESR 25040	250	40	1	7404 78 6
AIK ESR 25070	250	70	1	7404 79 0
AIK ESR 35075	350	75	1	7404 79 4

Trunking end piece, left side




Type	Duct width mm	Duct height mm	Pack. pcs	Item No.
AIK ESL 15040	150	40	1	7404 75 0
AIK ESL 20040	200	40	1	7404 75 4
AIK ESL 20070	200	70	1	7404 75 8
AIK ESL 25040	250	40	1	7404 76 2
AIK ESL 25070	250	70	1	7404 76 6
AIK ESL 35075	250	75	1	7404 77 0

Insertion nut




Type	Pack. pcs	Item No.
TEM	4	7408 08 4

Side profile for AIKU (spare part)




Type	Length mm	Pack. m	Item No.
AIKF SP	2400	2.4	7404 80 6

Side profile for AIKU and AIKA, short length (spare part)




Type	Length mm	Pack. pcs	Item No.
AIK SP K	100	1	7404 81 0

Side profile for AIKA (spare part)



Type	Length mm	Pack. m	Item No.
AIK SP L	2400	2.4	7404 81 4


Lid fastening screw



Type	Pack. pcs	Item No.
DBS BE	18	7407 08 0


AIK on-floor branch trunking base

On-floor branch trunking




Type	Length mm	Width mm	Duct height mm	Pack. m	Item No.
AIKA U 15040	2400	150	40	2.4	7404 87 4
AIKA U 20040	2400	200	40	2.4	7404 87 8
AIKA U 25040	2400	250	40	2.4	7404 88 2

Trunking separating retainer



Type	Length mm	Duct height mm	Pack. m	Item No.
AIK 6TW 40	2400	40	2.4	7404 82 0


Protective conductor connection bracket



Type	Pack. pcs	Item No.
8AWR	10	6288 70 4


AIK branch trunking lid

Blanking lid T-junction connector




Type	Length mm	Duct width mm	Duct height mm	Pack. pcs	Item No.
AIKA AD 15040	800	150	40	1	7404 82 8
AIKA AD 20040	800	200	40	1	7404 83 2
AIKA AD 25040	800	250	40	1	7404 83 6

Blanking lid, branch trunking



Type	Length mm	Duct width mm	Duct height mm	Pack. pcs	Item No.
AIKA D 15040	800	150	40	1	7404 84 0
AIKA D 20040	800	200	40	1	7404 84 4
AIKA D 25040	800	250	40	1	7404 84 8


Device connection lid, branch trunking



Type	Length mm	Duct width mm	Duct height mm	Pack. pcs	Item No.
AIKA DAT 15040	800	150	40	1	7404 85 2
AIKA DAT 20040	800	200	40	1	7404 85 6
AIKA DAT 25040	800	250	40	1	7404 86 0

AIK branch trunking accessories

Trunking end piece, branch trunking



Type	Duct height mm	Pack. pcs	Item No.
AIKA ES 15040	40	1	7404 86 4
AIKA ES 20040	40	1	7404 86 8
AIKA ES 25040	40	1	7404 87 0






GES service outlets



System **ACKERMANN**
CABLE MANAGEMENT


GES service outlets for dry-cleaned floors

GES2 universal service outlet




Type	Colour	Flooring depth mm	Pack. pcs	Item No.
GES2 U 7011	Iron grey	5	1	7405 11 6
GES2 U 9011	Graphite black	5	1	7405 12 0
GES2 U 1019	Grey-beige	5	1	7405 12 4

GES2DB service outlet




Type	Colour	Flooring depth mm	Pack. pcs	Item No.
GES2 DB 7011	Iron grey	5	1	7405 10 0
GES2 DB 9011	Graphite black	5	1	7405 10 4
GES2 DB 1019	Grey-beige	5	1	7405 10 8

GES4 universal service outlet




Type	Colour	Flooring depth mm	Pack. pcs	Item No.
GES4-2U10T 7011	Iron grey	10	1	7405 14 5
GES4-2U10T 9011	Graphite black	10	1	7405 14 6
GES4-2U10T 1019	Grey-beige	10	1	7405 14 7

GES4M-2 universal service outlet




Type	Material symbol	Flooring depth mm	Pack. pcs	Item No.
GES4M-2 10U	V2A	10	1	7405 19 1

GES6 universal service outlet




Type	Colour	Flooring depth mm	Pack. pcs	Item No.
GES6-2U10T 7011	Iron grey	10	1	7405 32 1
GES6-2U10T 9011	Graphite black	10	1	7405 32 2
GES6-2U10T 1019	Grey-beige	10	1	7405 32 3

GES6M-2 universal service outlet




Type	Material symbol	Flooring depth mm	Pack. pcs	Item No.
GES6M-2 10U	V2A	10	1	7405 29 9

GES9 universal service outlet




Type	Colour	Flooring depth mm	Pack. pcs	Item No.
GES9-2 U10T 7011	Iron grey	10	1	7405 05 0
GES9-2 U10T 9011	Graphite black	10	1	7405 05 2
GES9-2 U10T 1019	Grey-beige	10	1	7405 05 4

GES9M-2 universal service outlet




Type	Material symbol	Flooring depth mm	Pack. pcs	Item No.
GES9M-2 10U	V2A	10	1	7405 37 1

Grid conductor extension




Type	Pack. pcs	Item No.
GES RV	2	7407 53 6

ZES4 inspection cover, universal




Type	Colour	Flooring depth mm	Pack. pcs	Item No.
ZES4-2 U10T 7011	Iron grey	10	1	7406 70 1
ZES4-2 U10T 9011	Graphite black	10	1	7406 70 2
ZES4-2 U10T 1019	Grey-beige	10	1	7406 70 3

ZES6 inspection cover, universal




Type	Colour	Flooring depth mm	Pack. pcs	Item No.
ZES6-2 U10T 7011	Iron grey	10	1	7406 74 9
ZES6-2 U10T 9011	Graphite black	10	1	7406 75 0
ZES6-2 U10T 1019	Grey-beige	10	1	7406 75 1

ZES9 inspection cover, universal




Type	Colour	Flooring depth mm	Pack. pcs	Item No.
ZES9-2 U10T 7011	Iron grey	10	1	7406 67 2
ZES9-2 U10T 9011	Graphite black	10	1	7406 67 4
ZES9-2 U10T 1019	Grey-beige	10	1	7406 67 6

Inspection cover for half post mounting HSM45



Type	Material symbol	Flooring depth mm	Pack. pcs	Item No.
ZES9U HSM45 7011	PA	5	1	7406 68 0
ZES9U HSM45 9011	PA	5	1	7406 68 2
ZES9U HSM45 1019	PA	5	1	7406 68 4


Inspection cover for half post mounting HS140



Type	Material symbol	Flooring depth mm	Pack. pcs	Item No.
ZES9U HS140 7011	PA	5	1	7406 69 0
ZES9U HS140 9011	PA	5	1	7406 69 2
ZES9U HS140 1019	PA	5	1	7406 69 4


GES service outlets for dry-cleaned floors

GESR4 universal service outlet




Type	Colour	Flooring depth mm	Pack. pcs	Item No.
GESR4 U 7011	Iron grey	5	1	7405 43 6
GESR4 U 9011	Graphite black	5	1	7405 44 0
GESR4 U 1019	Grey-beige	5	1	7405 44 4

GESR7 universal service outlet



Type	Colour	Flooring depth mm	Pack. pcs	Item No.
GESR7 10U 7011	Iron grey	10	1	7405 45 2
GESR7 10U 9011	Graphite black	10	1	7405 45 6
GESR7 10U 1019	Grey-beige	10	1	7405 46 0

GESRA7D service outlet




Type	Material symbol	Flooring depth mm	Pack. pcs	Item No.
GESRA7D U 7011	AlG	—	1	7405 55 2
GESRA7D U 9011	AlG	—	1	7405 55 6
GESRA7D U 1019	AlG	—	1	7405 56 0



GES service outlets


GES service outlets for dry-cleaned floors

GESRA7DM service outlet




Type	Material symbol	Pack.	Item No.
		pcs	
GESRA7DM U 7011	AIG	1	7405 56 8
GESRA7DM U 9011	AIG	1	7405 57 2

GESRA7/10 service outlet




Type	Material symbol	Flooring depth	Pack.	Item No.
		mm	pcs	
GESRA7 10U	AIG	10	1	7405 54 4

GESR9 universal service outlet




Type	Colour	Flooring depth	Pack.	Item No.
		mm	pcs	
GESR9-2U12T 7011	Iron grey	12	1	7405 46 5
GESR9-2U12T 9011	Graphite black	12	1	7405 46 6
GESR9-2U12T 1019	Grey-beige	12	1	7405 46 7

GESR9 service outlet with carpet protection frame




Type	Colour	Flooring depth	Pack.	Item No.
		mm	pcs	
GESR9 SR U 7011	Iron grey	5	1	7405 51 2
GESR9 SR U 9011	Graphite black	5	1	7405 51 6
GESR9 SR U 1019	Grey-beige	5	1	7405 52 0

GESRA9/10 service outlet




Type	Flooring depth	Pack.	Item No.
	mm	pcs	
GESRA9 10U	10	1	7405 58 0

Filler for round service outlet GESR7 10U




Type	Pack.	Item No.
	pcs	
FS R7 10 5	1	7407 20 8

Inlay plate for round service outlet GESR7 10U




Type	Pack.	Item No.
	pcs	
EP QR R7	1	7407 18 4

Filler for round service unit GESRA9 10U




Type	Pack.	Item No.
	pcs	
FS RA9 10 5	1	7407 21 6

Inlay plate for round service outlet GESRA9 10U




Type	Pack.	Item No.
	pcs	
EP QR RA9 10	1	7407 19 6

Cable routing clip for GESR9 SR U




Type	Pack.	Item No.
	pcs	
KFB R9	10	7407 56 8

Grid conductor extension




Type	Pack.	Item No.
	pcs	
GES RV	2	7407 53 6

Reconstruction set for GESR7 to 10 mm floor covering recess




Type	Pack.	Item No.
	pcs	
UDB	4	7408 55 0

ZESR4 inspection cover




Type	Colour	Flooring depth	Pack.	Item No.
		mm	pcs	
ZESR4 U 7011	Iron grey	5	1	7406 77 2
ZESR4 U 9011	Graphite black	5	1	7406 77 6
ZESR4 U 1019	Grey-beige	5	1	7406 78 0

ZESR7 inspection cover




Type	Colour	Flooring depth	Pack.	Item No.
		mm	pcs	
ZESR7 10U 7011	Iron grey	10	1	7406 78 8
ZESR7 10U 9011	Graphite black	10	1	7406 79 2
ZESR7 10U 1019	Grey-beige	10	1	7406 79 6

ZESRA7 inspection cover



Type	Flooring depth	Pack.	Item No.
	mm	pcs	
ZESRA7 10U	10	1	7406 82 4


ZESR9 inspection cover



Type	Material symbol	Flooring depth	Pack.	Item No.
		mm	pcs	
ZESR9-2 U12T7011	PA	12	1	7406 80 5
ZESR9-2 U12T9011	PA	12	1	7406 80 6
ZESR9-2 U12T1019	PA	12	1	7406 80 7


Service outlet for wet-care floors

GRAF9 universal service outlet, wet-care with structured lid




Type	Colour	Pack.	Item No.
		pcs	
GRAF9-2 U 7011	Iron grey	1	7405 74 6
GRAF9-2 U 9011	Graphite black	1	7405 75 0
GRAF9-2 U 1019	Grey-beige	1	7405 75 4

GRAF9 service outlet, wet-care, with floor covering recess




Type	Pack.	Item No.
	pcs	
GRAF9-2 BA4	1	7405 81 2

Round seal for tube body




Type	Pack.	Item No.
	pcs	
RD2 TUK2	1	7407 09 8

Care agent for tube body seal




Type	Pack.	Item No.
	pcs	
PF-G	1	7407 11 0

Seals for GRAF9-2 (spare part)




Type	Pack.	Item No.
	pcs	
RD GRAF9-2	1	7407 09 9

Mounting lid DUG350-3R9 for GRAF9



Type	Pack.	Item No.
	pcs	
DUG 350-3 R9	1	7400 54 9


Mounting lid for heavy-duty application of GRAF9



Type	Screed height	Pack.	Item No.
	mm	pcs	
DUG 350-3R9SL70	70-105	1	7400 48 7
DUG 350-3R9SL100	100-140	1	7400 49 1
DUG 350-3R9SL130	130-170	1	7400 49 5


Fastening brackets for service outlets

Four fastening brackets for GES in system bases of thicknesses of up to 55 mm




Type	Pack.	Item No.
	pcs	
BW4 55	4	7404 57 6

Four fastening brackets for GES in system bases of thicknesses of up to 80 mm




Type	Pack.	Item No.
	pcs	
BW4 80	4	7404 58 0

Four fastening brackets for GES in system bases of thicknesses of up to 85 mm




Type	Pack.	Item No.
	pcs	
BW4 85	4	7404 58 4

Six fastening brackets for GES in system bases of thicknesses of up to 55 mm




Type	Pack.	Item No.
	pcs	
BW6 55	6	7404 58 8

Six fastening brackets for GES in system bases of thicknesses of up to 80 mm




Type	Pack.	Item No.
	pcs	
BW6 80	6	7404 59 2

Six fastening brackets for GES in system bases of thicknesses of up to 85 mm




Type	Pack.	Item No.
	pcs	
BW6 85	6	7404 59 6

Universal fastening bracket for 4 fastening points




Type	Pack.	Item No.
	PU	
GES UB4	1	7407 55 8

Universal fastening bracket for 6 fastening points




Type	Pack.	Item No.
	PU	
GES UB6	1	7407 56 2

Universal fastening bracket type 2 for 4 fastening points




Type	Material symbol	Pack.	Item No.
		PU	
GESUB2 4	St	1	7407 55 9

Universal fastening bracket type 2 for 6 fastening points




Type	Material symbol	Pack.	Item No.
		PU	
GESUB2 6	St	1	7407 56 1

Fastening bracket for raised floor mounting



Type	Pack.	Item No.
	PU	
GES4 BG DB	1	7407 55 2

Fastening bracket for Flexkanal in GES with 5 mm floor covering recess




Type	Pack.	Item No.
	pcs	
FKH GES5	1	7407 86 0





GES service outlets


Fastening brackets for service outlets


 <p>Fastening bracket for Flexkanal in GES with 10 mm floor covering recess</p>			
Type		Pack.	Item No.
		pcs	
FKH GES10		1	7407 86 2


Device installation for underfloor box UGD System 55


 <p>Service outlet, square, for screed height 55 mm</p>				
Type	Colour	Flooring depth	Pack.	Item No.
		mm	pcs	
GES9 55U V 7011	Iron grey	5	1	7405 03 7
GES9 55U V 9011	Graphite black	5	1	7405 03 9


 <p>Service outlet, round, for screed height 55 mm</p>				
Type	Colour	Flooring depth	Pack.	Item No.
		mm	pcs	
GESR9 55U V 7011	Iron grey	5	1	7405 04 7
GESR9 55U V 9011	Graphite black	5	1	7405 04 9


 <p>Module support for vertical installation Modul 45@ devices</p>		
Type	Pack.	Item No.
	pcs	
MT45V 0	1	7408 69 8


 <p>Installation frame for four single Modul 45@ devices</p>			
Type	Pack.	Item No.	
	pcs		
MT45V 4	5	7408 67 0	


 <p>Installation frame for three single Modul 45@ devices</p>			
Type	Pack.	Item No.	
	pcs		
MT45V 3	5	7408 67 2	


 <p>Installation frame for combination of 3x and 1x Modul 45@ devices</p>		
Type	Pack.	Item No.
	pcs	
MT45V 3+1	5	7408 68 0


 <p>Installation frame for combination of 2x and 2x Modul 45@ devices</p>			
Type	Pack.	Item No.	
	pcs		
MT45V 2+2	5	7408 68 2	


 <p>Installation frame for MT45V, terminated with protective contact socket</p>			
Type	Pack.	Item No.	
	pcs		
MT45V 3 3WS V	1	7408 69 7	


 <p>Separating retainer for module support, vertical</p>		
Type	Pack.	Item No.
	pcs	
MT45V TW	10	7408 69 3


 <p>Mounting plate 2 x data socket type A for System 55</p>			
Type	Pack.	Item No.	
	pcs		
MPMT45 2A	1	7408 70 1	

 <p>Mounting plate 2 x data socket type B for System 55</p>			
Type	Pack.	Item No.	
	pcs		
MPMT45 2B	1	7408 70 3	

 <p>Mounting plate 2 x data socket type C for System 55</p>			
Type	Pack.	Item No.	
	pcs		
MPMT45 2C	1	7408 70 5	

 <p>Mounting plate 2 x data socket type F for System 55</p>			
Type	Pack.	Item No.	
	pcs		
MPMT45 2F	1	7408 70 7	

 <p>Mounting plate 2 x data socket type LE for System 55</p>			
Type	Pack.	Item No.	
	pcs		
MPMT45 2LE	1	7408 70 9	





**Frame cassettes and
height-adjustable cassettes**




System **ACKERMANN**
CABLE MANAGEMENT




Frame cassettes and height-adjustable cassettes


Square frame cassettes for mounting on underfloor boxes

 **Frame cassette for inspection opening, RK, nominal size 250-2, stainless steel**


Type	Flooring depth mm	Cassette height mm	Pack. pcs	Item No.
RK V2 10	8	10	1	7406 00 0
RK V2 15	13	15	1	7406 00 4
RK V2 20	18	20	1	7406 00 8
RK V2 25	23	25	1	7406 01 2

 **Frame cassette for inspection opening, RK, nominal size 250-3, brass**


Type	Flooring depth mm	Cassette height mm	Pack. pcs	Item No.
RK M2 10	8	10	1	7405 84 4
RK M2 15	13	15	1	7405 84 8
RK M2 20	18	20	1	7405 85 2
RK M2 25	23	25	1	7405 85 6

 **Frame cassette for inspection opening, RK, nominal size 350-3, stainless steel**


Type	Flooring depth mm	Cassette height mm	Pack. pcs	Item No.
RK V3 10	8	10	1	7406 02 8
RK V3 15	13	15	1	7406 03 2
RK V3 20	18	20	1	7406 03 6
RK V3 25	23	25	1	7406 04 0

 **Frame cassette for inspection opening, RK, nominal size 350-3, brass**


Type	Flooring depth mm	Cassette height mm	Pack. pcs	Item No.
RK M3 10	8	10	1	7405 86 8
RK M3 15	13	15	1	7405 87 2
RK M3 20	18	20	1	7405 87 6
RK M3 25	23	25	1	7405 88 0

 **Frame cassette for cord outlet, RKS, nominal size 250-3, stainless steel**


Type	Flooring depth mm	Cassette height mm	Pack. pcs	Item No.
RKS 2V2 15	13	15	1	7406 55 0
RKS 2V2 20	18	20	1	7406 55 4
RKS 2V2 25	23	25	1	7406 55 8

 **Frame cassette for cord outlet, RKS, nominal size 250-3, brass**


Type	Flooring depth mm	Cassette height mm	Pack. pcs	Item No.
RKS 2M2 15	13	15	1	7406 53 8
RKS 2M2 20	18	20	1	7406 54 2
RKS 2M2 25	23	25	1	7406 54 6

 **Frame cassette for cord outlet, RKS, nominal size 350-3, stainless steel**


Type	Flooring depth mm	Cassette height mm	Pack. pcs	Item No.
RKS V3 15	13	15	1	7406 52 6
RKS V3 20	18	20	1	7406 53 0
RKS V3 25	23	25	1	7406 53 4

 **Frame cassette for cord outlet, RKS, nominal size 350-3, brass**


Type	Flooring depth mm	Cassette height mm	Pack. pcs	Item No.
RKS M3 15	13	15	1	7406 50 2
RKS M3 20	18	20	1	7406 50 6
RKS M3 25	23	25	1	7406 51 0

 **Frame cassette for tube body, RKF, nominal size 250-3, stainless steel**


Type	Flooring depth mm	Cassette height mm	Pack. pcs	Item No.
RKF3 V2 10	10	10	1	7409 40 2
RKF3 V2 15	15	15	1	7409 40 4
RKF3 V2 20	20	20	1	7409 40 6
RKF3 V2 25	25	25	1	7409 40 8

 **Frame cassette for tube body, RKF, nominal size 350-3, stainless steel**


Type	Flooring depth mm	Cassette height mm	Pack. pcs	Item No.
RKF3 V3 10	10	10	1	7409 41 2
RKF3 V3 15	15	15	1	7409 41 4
RKF3 V3 20	20	20	1	7409 41 6
RKF3 V3 25	25	25	1	7409 41 8
RKF3 V3 30	30	30	1	7409 42 0

 **BEF/F floor covering cassette for UZD250-3**


Type	Cassette height mm	Pack. pcs	Item No.
BEK F250-2 3	3	1	7400 74 0
BEK F250-2 4	4	1	7400 74 4
BEK F250-2 5	5	1	7400 74 8

 **BEF/F floor covering cassette for UZD350-3**


Type	Cassette height mm	Pack. pcs	Item No.
BEK F350-2 3	3	1	7400 75 2
BEK F350-2 4	4	1	7400 75 6
BEK F350-2 5	5	1	7400 76 0

 **Mounting set for UZD250-3**

Type	Pack. pcs	Item No.
MS250-2 3GB3	1	7407 64 2


 **Mounting set for UZD350-3**

Type	Pack. pcs	Item No.
MS350-2 3GB3	1	7407 64 6


 **Grid conductor extension**

Type	Pack. pcs	Item No.
GES RV	2	7407 53 6


Height-adjustable cassettes

 **Height-adjustable cassette for inspection opening, RKN, nominal size 4, stainless steel**

Type	Floor height mm	Pack. pcs	Item No.
RKN2 4 VS 20	100-150	1	7409 01 4
RKN2 4 VS 25	105-155	1	7409 01 6

 **Height-adjustable cassette for inspection opening, RKN, nominal size 4, brass**

Type	Floor height mm	Pack. pcs	Item No.
RKN2 4 MS 20	100-150	1	7409 00 2
RKN2 4 MS 25	105-155	1	7409 00 4

 **Height-adjustable cassette for inspection opening, RKN, nominal size 9, stainless steel**

Type	Floor height mm	Pack. pcs	Item No.
RKN2 9 VS 20	100-150	1	7409 04 4
RKN2 9 VS 25	105-155	1	7409 04 6

Frame cassettes and height-adjustable cassettes

Height-adjustable cassettes

Height-adjustable cassette for inspection opening, RKN, nominal size 9, brass					
Type	Floor height		Pack.	Item No.	
	mm		pcs		
RKN2 9 MS 20	100-150		1	7409 02 2	
RKN2 9 MS 25	105-155		1	7409 02 4	

Height-adjustable cassette with cord outlet, RKS N, nominal size 4, stainless steel					
Type	Floor height		Pack.	Item No.	
	mm		pcs		
RKS N2 4 VS 20	105-150		1	7409 20 8	
RKS N2 4 VS 25	110-155		1	7409 21 0	

Height-adjustable cassette with cord outlet, RKS N, nominal size 4, brass					
Type	Floor height		Pack.	Item No.	
	mm		pcs		
RKS N2 4 MS 20	105-150		1	7409 20 2	
RKS N2 4 MS 25	110-155		1	7409 20 4	

Height-adjustable cassette with cord outlet, RKS N, nominal size 9, stainless steel					
Type	Floor height		Pack.	Item No.	
	mm		pcs		
RKS N2 9 VS 20	105-150		1	7409 21 8	
RKS N2 9 VS 25	110-155		1	7409 22 0	

Height-adjustable cassette with cord outlet, RKS N, nominal size 9, brass					
Type	Floor height		Pack.	Item No.	
	mm		pcs		
RKS N2 9 MS 20	105-150		1	7409 21 2	
RKS N2 9 MS 25	110-155		1	7409 21 4	

Height-adjustable cassette for tube body, RKF N, nominal size 4, stainless steel					
Type	Floor height		Pack.	Item No.	
	mm		pcs		
RKF N2 4 VS 20	105-150		1	7409 36 2	
RKF N2 4 VS 25	110-155		1	7409 36 4	

Height-adjustable cassette for tube body, RKF N, nominal size 9, stainless steel					
Type	Floor height		Pack.	Item No.	
	mm		pcs		
RKF N2 9 VS 20	105-150		1	7409 36 8	
RKF N2 9 VS 25	110-155		1	7409 37 0	

Height-adjustable cassette for inspection opening, RKR, nominal size R4, stainless steel					
Type	Floor height		Pack.	Item No.	
	mm		pcs		
RKR2 4V 20	105-155		1	7409 08 8	
RKR2 4V 25	105-155		1	7409 09 0	

Height-adjustable cassette for inspection opening, RKR, nominal size R4, brass					
Type	Floor height		Pack.	Item No.	
	mm		pcs		
RKR2 4M 20	105-155		1	7409 08 2	
RKR2 4M 25	105-155		1	7409 08 4	

Height-adjustable cassette for inspection opening, RKR, nominal size R7, stainless steel					
Type	Floor height		Pack.	Item No.	
	mm		pcs		
RKR2 7V 20	105-155		1	7409 10 8	
RKR2 7V 25	105-155		1	7409 11 0	

Height-adjustable cassette for inspection opening, RKR, nominal size R7, brass					
Type	Floor height		Pack.	Item No.	
	mm		pcs		
RKR2 7M 20	105-155		1	7409 10 2	
RKR2 7M 25	105-155		1	7409 10 4	

Height-adjustable cassette for inspection opening, RKR, nominal size R9, stainless steel					
Type	Floor height		Pack.	Item No.	
	mm		pcs		
RKR2 9V 20	105-155		1	7409 12 8	
RKR2 9V 25	105-155		1	7409 13 0	

Height-adjustable cassette for inspection opening, RKR, nominal size R9, brass					
Type	Floor height		Pack.	Item No.	
	mm		pcs		
RKR2 9M 20	105-155		1	7409 12 2	
RKR2 9M 25	105-155		1	7409 12 4	

Height-adjustable cassette with cord outlet, RKS R, nominal size R4, stainless steel					
Type	Flooring depth	Floor height		Pack.	Item No.
	mm	mm		pcs	
RKS2 R4 V20	20	110-155		1	7409 25 8
RKS2 R4 V25	25	110-155		1	7409 26 0

Height-adjustable cassette with cord outlet, RKS R, nominal size R4, brass					
Type	Flooring depth	Floor height		Pack.	Item No.
	mm	mm		pcs	
RKS2 R4 M20	20	110-155		1	7409 25 2
RKS2 R4 M25	25	110-155		1	7409 25 4

Height-adjustable cassette with cord outlet, RKSR, nominal size R7, stainless steel					
Type	Flooring depth	Floor height		Pack.	Item No.
	mm	mm		pcs	
RKS2 R7 V20	20	110-155		1	7409 26 8
RKS2 R7 V25	25	110-155		1	7409 27 0

Height-adjustable cassette with cord outlet, RKSR, nominal size R7, brass					
Type	Flooring depth	Floor height		Pack.	Item No.
	mm	mm		pcs	
RKS2 R7 M20	20	110-155		1	7409 26 2
RKS2 R7 M25	25	110-155		1	7409 26 4

Height-adjustable cassette with cord outlet, RKSR, nominal size R9, stainless steel					
Type	Flooring depth	Floor height		Pack.	Item No.
	mm	mm		pcs	
RKS2 R9 V20	20	110-155		1	7409 27 8
RKS2 R9 V25	25	110-155		1	7409 28 0


Height-adjustable cassette with cord outlet, RKSR, nominal size R9, brass					
Type	Flooring depth	Floor height		Pack.	Item No.
	mm	mm		pcs	
RKS2 R9 M20	20	110-155		1	7409 27 2
RKS2 R9 M25	25	110-155		1	7409 27 4

Height-adjustable cassette for tube body, RKFR, nominal size R4, stainless steel					
Type	Flooring depth	Floor height		Pack.	Item No.
	mm	mm		pcs	
RKFR2 4 V20	20	110-155		1	7409 42 2
RKFR2 4 V25	25	110-155		1	7409 42 4

Height-adjustable cassette for tube body, RKFR, nominal size R7, stainless steel					
Type	Flooring depth	Floor height		Pack.	Item No.
	mm	mm		pcs	
RKFR2 7 V20	20	110-155		1	7409 42 6
RKFR2 7 V25	25	110-155		1	7409 42 8


Frame cassettes and height-adjustable cassettes

Height-adjustable cassettes


 Height-adjustable cassette for tube body, RKFR, nominal size R9, stainless steel

Type	Flooring depth	Floor height	Pack.	Item No.
	mm	mm	pcs	
RKFR2 9 V20	20	110-155	1	7409 43 0
RKFR2 9 V25	25	110-155	1	7409 43 2


Height-adjustable, decouplable cassettes for installation in underfloor boxes

 Height-adjustable cassette for inspection opening, RKNUZD3, nominal size 4, stainless steel


Type	Flooring depth	Pack.	Item No.
	mm	pcs	
RKN2 UZD3 4VS20	20	1	7409 05 8
RKN2 UZD3 4VS25	25	1	7409 06 0

 Height-adjustable cassette for inspection opening, RKNUZD3, nominal size 4, brass


Type	Flooring depth	Pack.	Item No.
	mm	pcs	
RKN2 UZD3 4MS20	20	1	7409 05 2
RKN2 UZD3 4MS25	25	1	7409 05 4

 Height-adjustable cassette for inspection opening, RKNUZD3, nominal size 9, stainless steel


Type	Flooring depth	Pack.	Item No.
	mm	pcs	
RKN2 UZD3 9VS20	20	1	7409 06 6
RKN2 UZD3 9VS25	25	1	7409 06 8

 Height-adjustable cassette for inspection opening, RKNUZD3, nominal size 9, brass


Type	Flooring depth	Pack.	Item No.
	mm	pcs	
RKN2 UZD3 9MS20	20	1	7409 06 2
RKN2 UZD3 9MS25	25	1	7409 06 4

 Height-adjustable cassette with cord outlet, RKSNUZD3, nominal size 4, stainless steel


Type	Flooring depth	Pack.	Item No.
	mm	pcs	
RKS2 UZD3 4VS20	20	1	7409 22 8
RKS2 UZD3 4VS25	25	1	7409 23 0

 Height-adjustable cassette with cord outlet, RKSNUZD3, nominal size 4, brass


Type	Flooring depth	Pack.	Item No.
	mm	pcs	
RKS2 UZD3 4MS20	20	1	7409 22 2
RKS2 UZD3 4MS25	25	1	7409 22 4

 Height-adjustable cassette with cord outlet, RKSNUZD3, nominal size 9, stainless steel


Type	Flooring depth	Pack.	Item No.
	mm	pcs	
RKS2 UZD3 9VS20	20	1	7409 23 8
RKS2 UZD3 9VS25	25	1	7409 24 0

 Height-adjustable cassette with cord outlet, RKSNUZD3, nominal size 9, brass


Type	Flooring depth	Pack.	Item No.
	mm	pcs	
RKS2 UZD3 9MS20	20	1	7409 23 2
RKS2 UZD3 9MS25	25	1	7409 23 4

 Height-adjustable cassette for tube body, RKFNUZD3, nominal size 4, stainless steel


Type	Flooring depth	Pack.	Item No.
	mm	pcs	
RKF2 UZD3 4VS20	20	1	7409 37 2
RKF2 UZD3 4VS25	25	1	7409 37 4

 Height-adjustable cassette for tube body, RKFNUZD3, nominal size 9, stainless steel


Type	Flooring depth	Pack.	Item No.
	mm	pcs	
RKF2 UZD3 9VS20	20	1	7409 37 8
RKF2 UZD3 9VS25	25	1	7409 38 0

 Height adjustment bracket for installation in UGD250-3 for one square cassette


Type	Pack.	Item No.
	pcs	
NW 250-3 QK	1	7410 54 0

 Height adjustment bracket for installation in UGD350-3 for one square cassette


Type	Pack.	Item No.
	pcs	
NW 350-3 QK	1	7410 54 4

 Height-adjustable cassette for inspection opening, RKRNUZD3, nominal size R4, stainless steel


Type	Flooring depth	Pack.	Item No.
	mm	pcs	
RKR2UZD3R4VS20	20	1	7409 13 8
RKR2UZD3R4VS25	25	1	7409 14 0

 Height-adjustable cassette for inspection opening, RKRNUZD3, nominal size R4, brass


Type	Flooring depth	Pack.	Item No.
	mm	pcs	
RKR2UZD3R4MS20	20	1	7409 13 2
RKR2UZD3R4MS25	25	1	7409 13 4

 Height-adjustable cassette for inspection opening, RKRNUZD3, nominal size R7, stainless steel


Type	Flooring depth	Pack.	Item No.
	mm	pcs	
RKR2UZD3R7VS20	20	1	7409 14 8
RKR2UZD3R7VS25	25	1	7409 15 0

 Height-adjustable cassette for inspection opening, RKRNUZD3, nominal size R7, brass

Type	Flooring depth	Pack.	Item No.
	mm	pcs	
RKR2UZD3R7MS20	20	1	7409 14 2
RKR2UZD3R7MS25	25	1	7409 14 4

 Height-adjustable cassette for inspection opening, RKRNUZD3, nominal size R9, stainless steel

Type	Flooring depth	Pack.	Item No.
	mm	pcs	
RKR2UZD3R9VS20	20	1	7409 15 8
RKR2UZD3R9VS25	25	1	7409 16 0












 Height-adjustable cassette for inspection opening, RKRNUZD3, nominal size R9, brass

Type	Flooring depth	Pack.	Item No.
	mm	pcs	
RKR2UZD3R9MS20	20	1	7409 15 2
RKR2UZD3R9MS25	25	1	7409 15 4









Frame cassettes and height-adjustable cassettes

Height-adjustable, decouplable cassettes for installation in underfloor boxes

 <p>Height-adjustable cassette with cord outlet, RKSRNUZD3, nominal size R4, stainless steel</p>				 <p>Height-adjustable cassette with cord outlet, RKSRNUZD3, nominal size R4, brass</p>				 <p>Height-adjustable cassette with cord outlet, RKSRNUZD3, nominal size R7, stainless steel</p>			
Type	Flooring depth	Pack.	Item No.	Type	Flooring depth	Pack.	Item No.	Type	Flooring depth	Pack.	Item No.
	mm	pcs			mm	pcs			mm	pcs	
RKSRN2UZD3R4VS20	20	1	7409 28 8	RKSRN2UZD3R4MS20	20	1	7409 28 2	RKSRN2UZD3R7VS20	20	1	7409 29 8
RKSRN2UZD3R4VS25	25	1	7409 29 0	RKSRN2UZD3R4MS25	25	1	7409 28 4	RKSRN2UZD3R7VS25	25	1	7409 30 0
 <p>Height-adjustable cassette with cord outlet, RKSRNUZD3, nominal size R7, brass</p>				 <p>Height-adjustable cassette with cord outlet, RKSRNUZD3, nominal size R9, stainless steel</p>				 <p>Height-adjustable cassette with cord outlet, RKSRNUZD3, nominal size R9, brass</p>			
Type	Flooring depth	Pack.	Item No.	Type	Flooring depth	Pack.	Item No.	Type	Flooring depth	Pack.	Item No.
	mm	pcs			mm	pcs			mm	pcs	
RKSRN2UZD3R7MS20	20	1	7409 29 2	RKSRN2UZD3R9VS20	20	1	7409 30 8	RKSRN2UZD3R9MS20	20	1	7409 30 2
RKSRN2UZD3R7MS25	25	1	7409 29 4	RKSRN2UZD3R9VS25	25	1	7409 31 0	RKSRN2UZD3R9MS25	25	1	7409 30 4
 <p>Height-adjustable cassette for tube body, RKFRNUZD3, nominal size R4, stainless steel</p>				 <p>Height-adjustable cassette for tube body, RKFRNUZD3, nominal size R7, stainless steel</p>				 <p>Height-adjustable cassette for tube body, RKFRNUZD3, nominal size R9, stainless steel</p>			
Type	Flooring depth	Pack.	Item No.	Type	Flooring depth	Pack.	Item No.	Type	Flooring depth	Pack.	Item No.
	mm	pcs			mm	pcs			mm	pcs	
RKFRN2UZD3R4VS20	20	1	7409 44 2	RKFRN2UZD3R7VS20	20	1	7409 44 6	RKFRN2UZD3R9VS20	20	1	7409 45 0
RKFRN2UZD3R4VS25	25	1	7409 44 4	RKFRN2UZD3R7VS25	25	1	7409 44 8	RKFRN2UZD3R9VS25	25	1	7409 45 2
 <p>Height adjustment bracket for installation in UGD250-3 for one round cassette</p>				 <p>Height adjustment bracket for installation in UGD350-3 for one round cassette</p>							
Type	Pack.	Item No.	Type	Pack.	Item No.	Type	Pack.	Item No.			
	pcs			pcs			pcs				
NW 250-3 RK	1	7410 55 2	NW 350-3 RK	1	7410 55 6						


Extension and additional parts for cassettes

 <p>Polyamide cord outlet for frame cassette</p>				 <p>SAK-2 cord outlet, brass</p>				 <p>Cord outlet SAK-2, stainless steel</p>			
Type	Material symbol	Pack.	Item No.	Type	Material symbol	Pack.	Item No.	Type	Material symbol	Pack.	Item No.
		pcs				pcs				pcs	
SAK 7011	PA	1	7407 97 6	SAK-2 MS	CuZn	1	7407 99 1	SAK-2 V2A	V2A	1	7407 99 5
SAK 9011	PA	1	7407 98 0								
SAK 1019	PA	1	7407 98 4								
 <p>Tube body with cover plate, without handle clamp, for frame cassette and height-adjustable cassette</p>				 <p>Tube body with cover plate, with handle clamp, for frame cassette and height-adjustable cassette</p>				 <p>Tube body with floor covering recess, with handle clamp, for frame cassette and height-adjustable cassette</p>			
Type	Pack.	Item No.	Type	Pack.	Item No.	Type	Pack.	Item No.			
	pcs			pcs			pcs				
TUK2 V	1	7428 14 1	TUK2 GV	1	7428 14 0	TUK2 G4	1	7428 14 2			

Frame cassettes and height-adjustable cassettes


Extension and additional parts for cassettes

Height adjustment unit RKNEV2




Type	Height adjustment range	Pack. PU	Item No.
RK NEV2 110	110	1	7405 81 5
RK NEV2 150	150	1	7405 81 6
RK NEV2 190	190	1	7405 81 7
RK NEV2 230	230	1	7405 81 8
RK NEV2 270	270	1	7405 81 9

Threaded sleeve for frame cassette




Type	Flooring depth mm	Pack. pcs	Item No.
GH RK 10	8	1	7406 85 0
GH RK 15	13	1	7406 85 1
GH RK 20	18	1	7406 85 2
GH RK 25	23	1	7406 85 3
GH RK 30	28	1	7406 85 4
GH RK 40	38	1	7406 85 6

Threaded sleeve for height-adjustable cassette




Type	Flooring depth mm	Pack. pcs	Item No.
GH N 20	20	1	7406 86 5
GH N 25	25	1	7406 86 6

Mounting key with threaded sleeve




Type	Pack. pcs	Item No.
WZ 1022	1	7408 62 6

Magnetic lifter, 1300 N




Type	Pack. pcs	Item No.
WZ 1028	1	7408 63 0

Suction lifter, 300 N




Type	Pack. pcs	Item No.
WZ 1029	1	7408 63 4

Suction lifter, 80 N




Type	Pack. pcs	Item No.
SGH 50	1	7368 59 3

Fitter for height-adjustable cassette




Type	Pack. pcs	Item No.
AS 4	1	7406 94 8
AS 9	1	7406 95 2

Round seal for height-adjustable round cassette R4




Type	Pack. pcs	Item No.
RD R4 NK2	1	7407 07 3

Round seal for height-adjustable round cassette R7




Type	Pack. pcs	Item No.
RD R7 NK2	1	7407 07 4

Round seal for height-adjustable round cassette R9




Type	Pack. pcs	Item No.
RD R9 NK2	1	7407 07 5

Flat seal for square height-adjustable cassette, nominal size NG4




Type	Colour	Pack. pcs	Item No.
FD 4 QNK2	-	1	7407 10 7

Flat seal for square height-adjustable cassette, nominal size NG9




Type	Dimension L mm	Pack. pcs	Item No.
FD 9 QNK2	233	1	7407 10 9

Round seal for tube body



Type	Pack. pcs	Item No.
RD2 TUK2	1	7407 09 8


Care agent for cassette seal and tube body seal



Type	Pack. pcs	Item No.
PF-G	1	7407 11 0


Accessories for frame and height-adjustable cassettes

UKL4 height-adjustable cassette for system base




Type	Pack. pcs	Item No.
UKL 4	1	7428 53 1

Screed box for UKL4




Type	Pack. pcs	Item No.
UK SB 4	1	7428 52 8

Mounting lid for height-adjustable cassette of nominal size UKL4 in system bases




Type	Pack. pcs	Item No.
DUG UKL4	1	7428 53 8

Mounting lid for height-adjustable cassette of nominal size UKL500 in system bases




Type	Pack. pcs	Item No.
DUG UK 500	1	7428 54 1

Mounting lid for height-adjustable cassette of nominal size 4 in system bases



Type	Pack. pcs	Item No.
DUG RK UAN 4	1	7428 54 4

Mounting lid for height-adjustable cassette of nominal size 9 in system bases




Type	Pack. pcs	Item No.
DUG RK UAN 9	1	7428 54 7



Frame cassettes and height-adjustable cassettes

Grind-over cassette shell body for ready-finished screeds / terrazzos


Terrazzo shell body for height-adjustable cassettes RK..9



Available from 01/07/2014

Type	Material symbol	Dimension h mm	Pack. pcs	Item No.
SK RK9	St	55	1	7404 37 2

Terrazzo shell body for height-adjustable cassettes RK..R9



Available from 01/07/2014

Type	Material symbol	Dimension h mm	Pack. pcs	Item No.
SK RKR9	St	55	1	7404 37 6








Heavy-duty cassettes

System **ACKERMANN**
CABLE MANAGEMENT


Heavy-duty frame cassettes

Heavy-duty frame cassette, blank, RKSL, nominal 250-3, load class 1




Type	Flooring depth	Cassette height	Material symbol	Pack.	Item No.
	mm	mm		pcs	
RK SL1 V2 20	18	20	V2A	1	7405 89 2
RK SL1 V2 25	23	25	V2A	1	7405 89 6
RK SL1 V2 30	28	30	V2A	1	7405 90 0
RK SL1 V2 40	38	40	V2A	1	7405 90 8

Heavy-duty frame cassette, blank, RKSL, nominal 350-3, load class 1




Type	Flooring depth	Cassette height	Material symbol	Pack.	Item No.
	mm	mm		pcs	
RK SL1 V3 20	18	20	V2A	1	7405 91 2
RK SL1 V3 25	23	25	V2A	1	7405 91 6
RK SL1 V3 30	28	30	V2A	1	7405 92 0
RK SL1 V3 40	38	40	V2A	1	7405 92 8

Heavy-duty frame cassette, blank, RKSL, nominal 250-3, load class 2




Type	Flooring depth	Cassette height	Material symbol	Pack.	Item No.
	mm	mm		pcs	
RK SL2 V2 20	14	20	V2A	1	7405 93 2
RK SL2 V2 25	19	25	V2A	1	7405 93 6
RK SL2 V2 30	24	30	V2A	1	7405 94 0
RK SL2 V2 40	34	40	V2A	1	7405 94 8

Heavy-duty frame cassette, blank, RKSL, nominal 350-3, load class 2




Type	Flooring depth	Cassette height	Material symbol	Pack.	Item No.
	mm	mm		pcs	
RK SL2 V3 20	14	20	V2A	1	7405 95 2
RK SL2 V3 25	19	25	V2A	1	7405 95 6
RK SL2 V3 30	24	30	V2A	1	7405 96 0
RK SL2 V3 40	34	40	V2A	1	7405 96 8

Heavy-duty frame cassette for tube body, RKFSL, nominal 250-3, load class 1




Type	Flooring depth	Cassette height	Material symbol	Pack.	Item No.
	mm	mm		pcs	
RKF2 SL1 V2 20	18	20	V2A	1	7409 48 2
RKF2 SL1 V2 25	23	25	V2A	1	7409 48 4
RKF2 SL1 V2 30	28	30	V2A	1	7409 48 6
RKF2 SL1 V2 40	38	40	V2A	1	7409 49 0

Heavy-duty frame cassette for tube body, RKFSL, nominal 350-3, load class 1




Type	Flooring depth	Cassette height	Material symbol	Pack.	Item No.
	mm	mm		pcs	
RKF2 SL1 V3 20	18	20	V2A	1	7409 50 2
RKF2 SL1 V3 25	23	25	V2A	1	7409 50 4
RKF2 SL1 V3 30	28	30	V2A	1	7409 50 6
RKF2 SL1 V3 40	38	40	V2A	1	7409 51 0

Heavy-duty frame cassette for tube body, RKFSL, nominal 250-3, load class 2




Type	Flooring depth	Cassette height	Material symbol	Pack.	Item No.
	mm	mm		pcs	
RKF2 SL2 V2 20	14	20	V2A	1	7409 52 2
RKF2 SL2 V2 25	19	25	V2A	1	7409 52 4
RKF2 SL2 V2 30	24	30	V2A	1	7409 52 6
RKF2 SL2 V2 40	34	40	V2A	1	7409 53 0

Heavy-duty frame cassette for tube body, RKFSL, nominal 350-3, load class 2




Type	Flooring depth	Cassette height	Material symbol	Pack.	Item No.
	mm	mm		pcs	
RKF2 SL2 V3 20	14	20	V2A	1	7409 54 2
RKF2 SL2 V3 25	19	25	V2A	1	7409 54 4
RKF2 SL2 V3 30	24	30	V2A	1	7409 54 6
RKF2 SL2 V3 40	34	40	V2A	1	7409 55 0

Mounting set for UZD250-3




Type	Pack.	Item No.
	pcs	
MS3 GB2	1	7407 65 0

Mounting set for UZD350-3




Type	Pack.	Item No.
	pcs	
MS3 GB3	1	7407 65 4

DSSL heavy-duty support




Type	Screed height	Pack.	Item No.
	mm	pcs	
DSSL2 70 110	70-110	4	7410 16 8
DSSL2 100 140	100-140	4	7410 17 2
DSSL2 130 170	130-170	4	7410 17 6
DSSL2 160 200	160-200	4	7410 18 0
DSSL2 220 320	220-320	4	7410 18 6

Threaded sleeve for heavy-duty frame cassette



Type	Pack.	Item No.
	pcs	
GH RK SL20	1	7406 85 9
GH RK SL25	1	7406 86 0
GH RK SL30	1	7406 86 1
GH RK SL40	1	7406 86 2


Mounting key with threaded sleeve



Type	Pack.	Item No.
	pcs	
WZ 1022	1	7408 62 6


Heavy-duty cassettes, round design, height-adjustable

Height-adjustable heavy-duty cassette, blank, RKRL, nominal size R4, stainless steel




Type	Flooring depth	Floor height	Pack.	Item No.
	mm	mm	pcs	
RKR2 4SL2 V2 20	20	105-155	1	7409 07 2
RKR2 4SL2 V2 25	25	109-159	1	7409 07 4

Height-adjustable heavy-duty cassette, blank, RKRL, nominal size R7, stainless steel



Type	Flooring depth	Floor height	Pack.	Item No.
	mm	mm	pcs	
RKR2 7SL2 V2 20	20	105-155	1	7409 09 2
RKR2 7SL2 V2 25	25	109-159	1	7409 09 4


Height-adjustable heavy-duty cassette, blank, RKRL, nominal size R9, stainless steel




Type	Flooring depth	Floor height	Pack.	Item No.
	mm	mm	pcs	
RKR2 9SL2 V2 20	20	105-155	1	7409 11 2
RKR2 9SL2 V2 25	25	109-159	1	7409 11 4

Heavy-duty cassettes


Heavy-duty cassettes, round design, height-adjustable

 Height-adjustable heavy-duty cassette for tube body RKFRSL, nominal size R4, stainless steel


Type	Flooring depth	Floor height	Pack.	Item No.
	mm	mm	pcs	
RKFR2 4 SL2V2 20	20	105-155	1	7409 46 2
RKFR2 4 SL2V2 25	25	109-159	1	7409 46 4

 Height-adjustable heavy-duty cassette for tube body RKFRSL, nominal size R7, stainless steel


Type	Flooring depth	Floor height	Pack.	Item No.
	mm	mm	pcs	
RKFR2 7 SL2V2 20	20	105-155	1	7409 46 6
RKFR2 7 SL2V2 25	25	109-159	1	7409 46 8

 Height-adjustable heavy-duty cassette for tube body RKFRSL, nominal size R9, stainless steel


Type	Flooring depth	Floor height	Pack.	Item No.
	mm	mm	pcs	
RKFR2 9 SL2V2 20	20	105-155	1	7409 47 0
RKFR2 9 SL2V2 25	25	109-159	1	7409 47 2

 Heavy-duty mounting lid for round cassette R4, nominal size 250-3


Type	Screed height	Pack.	Item No.
	mm	pcs	
DUG 250-3R4SL70	70-105	1	7400 47 5
DUG 250-3R4SL100	100-140	1	7400 47 9
DUG 250-3R4SL130	130-170	1	7400 48 3

 Heavy-duty mounting lid for round cassette R4, nominal size 350-3


Type	Screed height	Item No.
	mm	
DUG 350-3R4SL70	70-105	7400 52 1
DUG 350-3R4SL100	100-140	7400 52 5
DUG 350-3R4SL130	130-170	7400 52 9

 Heavy-duty mounting lid for round cassette R7, nominal size 350-3


Type	Screed height	Item No.
	mm	
DUG 350-3R7SL70	70-105	7400 53 7
DUG 350-3R7SL100	100-140	7400 54 1
DUG 350-3R7SL130	130-170	7400 54 5

 Heavy-duty mounting lid for round cassette R9, nominal size 350-3

Type	Screed height	Pack.	Item No.
	mm	pcs	
DUG 350-3R9SL70	70-105	1	7400 48 7
DUG 350-3R9SL100	100-140	1	7400 49 1
DUG 350-3R9SL130	130-170	1	7400 49 5

 Mounting key with threaded sleeve

Type	Pack.	Item No.
	pcs	
WZ 1022	1	7408 62 6


 Threaded sleeve for height-adjustable, round heavy-duty cassette

Type	Flooring depth	Pack.	Item No.
	mm	pcs	
GH NR SL20	20	1	7406 87 0
GH NR SL25	25	1	7406 87 1


Heavy-duty cassette, square design, height-adjustable

 Height-adjustable heavy-duty cassette, blank, RKNSL, nominal size 4, stainless steel


Type	Flooring depth	Floor height	Pack.	Item No.
	mm	mm	pcs	
RKN2 4 VMSSL1N 15	15	100-150	1	7409 00 8
RKN2 4 VMSSL1N 20	20	105-155	1	7409 01 0

 Height-adjustable heavy-duty cassette, blank, RKNSL, nominal size 9, stainless steel


Type	Flooring depth	Floor height	Pack.	Item No.
	mm	mm	pcs	
RKN2 9 VMSSL1N 16	16	100-150	1	7409 02 8
RKN2 9 VMSSL1N 21	21	105-155	1	7409 03 0

 Height-adjustable heavy-duty cassette for tube body RKFNSL, nominal size 4, stainless steel


Type	Flooring depth	Floor height	Pack.	Item No.
	mm	mm	pcs	
RKFN2 4 VMSSL1N15	15	100-150	1	7409 38 2
RKFN2 4 VMSSL1N20	20	105-155	1	7409 38 4

 Height-adjustable heavy-duty cassette for tube body RKFNSL, nominal size 9, stainless steel


Type	Flooring depth	Floor height	Pack.	Item No.
	mm	mm	pcs	
RKFN2 9 VMSSL1N16	16	100-150	1	7409 38 8
RKFN2 9 VMSSL1N21	21	105-155	1	7409 39 0

 Heavy-duty mounting lid for square cassettes 4, nominal size 250-3

Type	Screed height	Pack.	Item No.
	mm	pcs	
DUG 250-3 4SL70	70-105	1	7400 41 8
DUG 250-3 4SL100	100-140	1	7400 42 0
DUG 250-3 4SL130	130-170	1	7400 42 2

 Heavy-duty mounting lid for square cassettes 4, nominal size 350-3


Type	Screed height	Item No.
	mm	
DUG 350-3 4SL70	70-105	7400 53 4
DUG 350-3 4SL100	100-140	7400 53 5
DUG 350-3 4SL130	130-170	7400 53 8

 Heavy-duty mounting lid for square cassettes 9, nominal size 350-3

Type	Screed height	Pack.	Item No.
	mm	pcs	
DUG 350-3 9SL70	70-105	1	7400 53 9
DUG 350-3 9SL100	100-140	1	7400 54 2
DUG 350-3 9SL130	130-170	1	7400 54 3


Expansion and spare parts for heavy-duty cassettes

Tube body with cover plate, without handle clamp, for frame cassette and height-adjustable cassette




Type	Pack.	Item No.
TUK2 V	1 pcs	7428 14 1

Tube body with cover plate, with handle clamp, for frame cassette and height-adjustable cassette




Type	Pack.	Item No.
TUK2 GV	1 pcs	7428 14 0

Tube body with floor covering recess, with handle clamp, for frame cassette and height-adjustable cassette




Type	Pack.	Item No.
TUK2 G4	1 pcs	7428 14 2

Height adjustment unit RKNEV2




Type	Height adjustment range	Pack.	Item No.
RK NEV2 110	110	1 PU	7405 81 5
RK NEV2 150	150	1	7405 81 6
RK NEV2 190	190	1	7405 81 7
RK NEV2 230	230	1	7405 81 8
RK NEV2 270	270	1	7405 81 9

DSSL2 heavy-duty support




Type	Screed height	Pack.	Item No.
DSSL2 70 110	70-110	4 pcs	7410 16 8
DSSL2 100 140	100-140	4	7410 17 2
DSSL2 130 170	130-170	4	7410 17 6
DSSL2 160 200	160-200	4	7410 18 0

Round seal for height-adjustable round cassette R4




Type	Pack.	Item No.
RD R4 NK2	1 pcs	7407 07 3

Round seal for height-adjustable round cassette R7




Type	Pack.	Item No.
RD R7 NK2	1 pcs	7407 07 4

Round seal for height-adjustable round cassette R9




Type	Pack.	Item No.
RD R9 NK2	1 pcs	7407 07 5

Flat seal for square height-adjustable cassette, nominal size NG4




Type	Colour	Pack.	Item No.
FD 4 QNK2	—	1 pcs	7407 10 7

Flat seal for square height-adjustable cassette, nominal size NG9




Type	Dimension L	Pack.	Item No.
FD 9 QNK2	233 mm	1 pcs	7407 10 9

Round seal for tube body



Type	Pack.	Item No.
RD2 TUK2	1 pcs	7407 09 8

Care agent for cassette seal and tube body seal



Type	Pack.	Item No.
PF-G	1 pcs	7407 11 0







Installation systems for accessories




System **ACKERMANN**
CABLE MANAGEMENT




GB2 mounting boxes and cover plates

 **GB2 mounting box, system length 165 mm**


Type	Length	Pack.	Item No.
GB2	165	1	7407 22 4

 **GB2 mounting box, system length 165 mm, with small base perforation**


Type	Length	Pack.	Item No.
GB2 1	165	1	7407 22 8

 **GB2 mounting box, system length 165 mm, with large base perforation**


Type	Length	Pack.	Item No.
GB2 BL	165	1	7407 28 8

 **Cover plate for mounting box GB2, blank**


Type	Length	Pack.	Item No.
GB23 P01	61	20	7407 23 2

 **Cover plate for mounting box GB2, blank**


Type	Length	Pack.	Item No.
GB2 P01	82.5	10	7407 29 2

 **Cover plate for mounting box GB2, blank**


Type	Length	Pack.	Item No.
GB23 P02	104	10	7407 24 0

 **Cover plate for mounting box GB2, Modul 45 installation opening**


Type	Length	Pack.	Item No.
GB23 P3	61	20	7407 26 4

 **Cover plate for mounting box GB2, Modul 45 installation opening**


Type	Length	Pack.	Item No.
GB2 P2	82.5	10	7407 30 8

 **Cover plate for mounting box GB2, Modul 45 installation opening**


Type	Length	Pack.	Item No.
GB23 P4	104	10	7407 26 8

 **Cover plate for mounting box GB2, Modul 45 installation opening**


Type	Length	Pack.	Item No.
GB2 P3	165	10	7407 31 2

 **Cover plate for mounting box GB2, round installation opening for EK device**


Type	Length	Pack.	Item No.
GB23 P1	61	20	7407 24 8

 **Cover plate for mounting box GB2, round installation opening for EK device**

Type	Length	Pack.	Item No.
GB2 P1	82.5	10	7407 30 0


 **Cover plate for mounting box GB2, round installation opening for EKR device**

Type	Length	Pack.	Item No.
GB23 P2	104	10	7407 25 6


 **Cover plate for mounting box GB2, with installation opening for EKR device, with screw fastening**

Type	Length	Pack.	Item No.
GB23 P5	104	10	7407 27 2


GB3 mounting boxes and cover plates

 **GB3 mounting box, system length 208 mm**


Type	Length	Pack.	Item No.
GB3	208	1	7407 32 4

 **GB3 mounting box, system length 208 mm, with small base perforation**


Type	Length	Pack.	Item No.
GB3 1	208	1	7407 32 8

 **GB3 mounting box, system length 208 mm, with large base perforation**


Type	Length	Pack.	Item No.
GB3 BL	208	1	7407 33 2

 **Cover plate for mounting box GB3, blank**

Type	Length	Pack.	Item No.
GB23 P01	61	20	7407 23 2

 **Cover plate for mounting box GB3, blank**

Type	Length	Pack.	Item No.
GB23 P02	104	10	7407 24 0









 **Cover plate for mounting box GB3, blank**

Type	Length	Pack.	Item No.
GB3 P01	147	10	7407 33 6








Installation systems for accessories







GB3 mounting boxes and cover plates

 <p>Cover plate for mounting box GB3, Modul 45® installation opening</p>					 <p>Cover plate for mounting box GB3, Modul 45® installation opening</p>					 <p>Cover plate for mounting box GB3, Modul 45® installation opening</p>				
Type	Length		Pack.	Item No.	Type	Length		Pack.	Item No.	Type	Length		Pack.	Item No.
	mm		pcs			mm		pcs			mm		pcs	
GB23 P3	61		20	7407 26 4	GB23 P4	104		10	7407 26 8	GB3 P3	147		10	7407 36 0
 <p>Cover plate for mounting box GB3, round installation opening for EKR device</p>					 <p>Cover plate for mounting box GB3, round installation opening for EK device</p>					 <p>Cover plate for mounting box GB3, round installation opening for EK device</p>				
Type	Length		Pack.	Item No.	Type	Length		Pack.	Item No.	Type	Length		Pack.	Item No.
	mm		pcs			mm		pcs			mm		pcs	
GB23 P2	104		10	7407 25 6	GB23 P1	61		20	7407 24 8	GB3 P1	147		10	7407 34 4
 <p>Cover plate for mounting box GB3, round installation opening for EK device</p>					 <p>Cover plate for mounting box GB3, with installation opening for EKR device, with screw fastening</p>									
Type	Length		Pack.	Item No.	Type	Length		Pack.	Item No.					
	mm		pcs			mm		pcs						
GB3 P2	208		10	7407 35 2	GB23 P5	104		10	7407 27 2					

Accessories for GB2 and GB3 mounting boxes

 <p>Separating retainer</p>				 <p>Labelling panel</p>				 <p>Strain relief</p>			
Type		Pack.	Item No.	Type		Pack.	Item No.	Type		Pack.	Item No.
		pcs				pcs				pcs	
GB23 TW		10	7407 28 0	BF 1		1	7407 05 2	ZE 3		10	7408 65 0
 <p>Blanking cover for Modul 45® installation opening</p>				 <p>Blanking cover for round installation opening</p>							
Type		Pack.	Item No.	Type		Pack.	Item No.				
		pcs				pcs					
LP 45		10	7407 58 4	LP R		10	7407 58 0				

Module support and accessories for horizontal installation of accessories

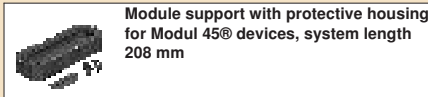
 <p>Module support for three Modul 45® devices, system length 165 mm</p>				 <p>Module support for four Modul 45® devices, system length 208 mm</p>				 <p>Protective housing for module support, system length 61 mm</p>			
Type		Pack.	Item No.	Type		Pack.	Item No.	Type	Length	Pack.	Item No.
		pcs				pcs			mm	pcs	
MT3 45		1	7429 15 0	MT4 45		1	7429 15 4	SG1	61	1	7429 16 0
 <p>Protective housing for module support, system length 104 mm</p>				 <p>Protective housing for module support, system length 147 mm</p>				 <p>Partition for module support</p>			
Type	Length	Pack.	Item No.	Type	Length	Pack.	Item No.	Type		Pack.	Item No.
	mm	pcs			mm	pcs				pcs	
SG2	104	1	7429 16 2	SG3	147	1	7429 16 4	SG TW		5	7429 17 0



Module support and accessories for horizontal installation of accessories

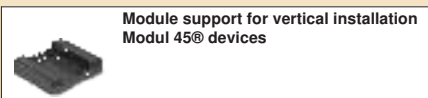


Type	Pack.	Item No.
	pcs	
MT3 45 2-1	1	7429 13 1

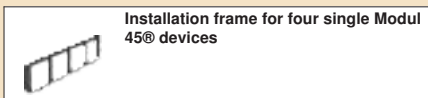


Type	Pack.	Item No.
	pcs	
MT4 45 3-1	1	7429 13 5
MT4 45 2-2	1	7429 13 9

Module support and accessories for vertical installation of accessories



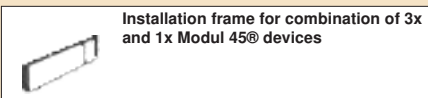
Type	Pack.	Item No.
	pcs	
MT45V 0	1	7408 69 8



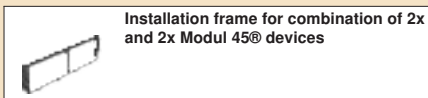
Type	Pack.	Item No.
	pcs	
MT45V 4	5	7408 67 0



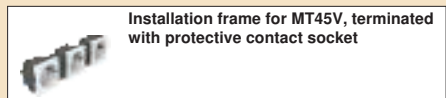
Type	Pack.	Item No.
	pcs	
MT45V 3	5	7408 67 2



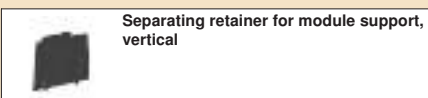
Type	Pack.	Item No.
	pcs	
MT45V 3+1	5	7408 68 0



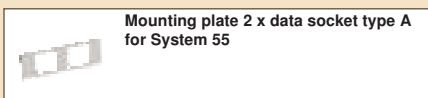
Type	Pack.	Item No.
	pcs	
MT45V 2+2	5	7408 68 2



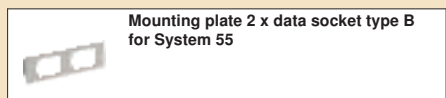
Type	Pack.	Item No.
	pcs	
MT45V 3 3WS V	1	7408 69 7



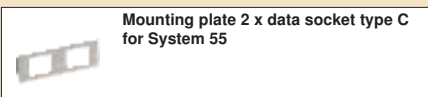
Type	Pack.	Item No.
	pcs	
MT45V TW	10	7408 69 3



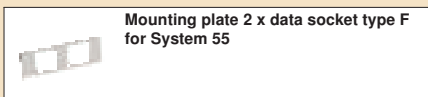
Type	Pack.	Item No.
	pcs	
MPMT45 2A	1	7408 70 1



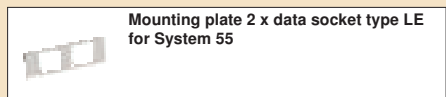
Type	Pack.	Item No.
	pcs	
MPMT45 2B	1	7408 70 3



Type	Pack.	Item No.
	pcs	
MPMT45 2C	1	7408 70 5

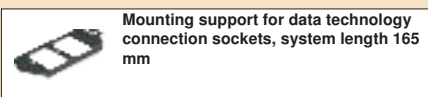


Type	Pack.	Item No.
	pcs	
MPMT45 2F	1	7408 70 7

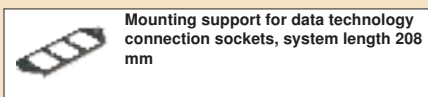


Type	Pack.	Item No.
	pcs	
MPMT45 2LE	1	7408 70 9

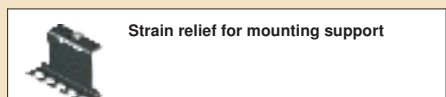
Mounting supports and accessories



Type	Pack.	Item No.
	pcs	
MTU 2	1	7407 83 6



Type	Pack.	Item No.
	pcs	
MTU 3	1	7407 84 0



Type	Pack.	Item No.
	pcs	
MTU ZE	1	7407 84 4



Type	Pack.	Item No.
	pcs	
MTM 2A	1	7407 78 0



Type	Pack.	Item No.
	pcs	
MTM 3A	1	7407 82 0
























Type	Pack.	Item No.
	pcs	
MTM 2B	1	7407 78 4




Installation systems for accessories


Mounting supports and accessories

 <p>Support plate 3 x type B for mounting support</p> <table border="1"> <thead> <tr> <th>Type</th> <th>Pack.</th> <th>Item No.</th> </tr> </thead> <tbody> <tr> <td></td> <td>pcs</td> <td></td> </tr> <tr> <td>MTM 3B</td> <td>1</td> <td>7407 82 4</td> </tr> </tbody> </table>	Type	Pack.	Item No.		pcs		MTM 3B	1	7407 82 4	 <p>Support plate 2 x type C for mounting support</p> <table border="1"> <thead> <tr> <th>Type</th> <th>Pack.</th> <th>Item No.</th> </tr> </thead> <tbody> <tr> <td></td> <td>pcs</td> <td></td> </tr> <tr> <td>MTM 2C</td> <td>1</td> <td>7407 78 8</td> </tr> </tbody> </table>	Type	Pack.	Item No.		pcs		MTM 2C	1	7407 78 8	 <p>Support plate 3 x type C for mounting support</p> <table border="1"> <thead> <tr> <th>Type</th> <th>Pack.</th> <th>Item No.</th> </tr> </thead> <tbody> <tr> <td></td> <td>pcs</td> <td></td> </tr> <tr> <td>MTM 3C</td> <td>1</td> <td>7407 82 8</td> </tr> </tbody> </table>	Type	Pack.	Item No.		pcs		MTM 3C	1	7407 82 8
Type	Pack.	Item No.																											
	pcs																												
MTM 3B	1	7407 82 4																											
Type	Pack.	Item No.																											
	pcs																												
MTM 2C	1	7407 78 8																											
Type	Pack.	Item No.																											
	pcs																												
MTM 3C	1	7407 82 8																											
 <p>Support plate 1 x type D for mounting support</p> <table border="1"> <thead> <tr> <th>Type</th> <th>Pack.</th> <th>Item No.</th> </tr> </thead> <tbody> <tr> <td></td> <td>pcs</td> <td></td> </tr> <tr> <td>MTM 1D</td> <td>1</td> <td>7407 76 8</td> </tr> </tbody> </table>	Type	Pack.	Item No.		pcs		MTM 1D	1	7407 76 8	 <p>Support plate 2 x type D for mounting support</p> <table border="1"> <thead> <tr> <th>Type</th> <th>Pack.</th> <th>Item No.</th> </tr> </thead> <tbody> <tr> <td></td> <td>pcs</td> <td></td> </tr> <tr> <td>MTM 2D</td> <td>1</td> <td>7407 79 0</td> </tr> </tbody> </table>	Type	Pack.	Item No.		pcs		MTM 2D	1	7407 79 0	 <p>Support plate 3 x type E for mounting support</p> <table border="1"> <thead> <tr> <th>Type</th> <th>Pack.</th> <th>Item No.</th> </tr> </thead> <tbody> <tr> <td></td> <td>pcs</td> <td></td> </tr> <tr> <td>MTM 3E</td> <td>1</td> <td>7407 83 2</td> </tr> </tbody> </table>	Type	Pack.	Item No.		pcs		MTM 3E	1	7407 83 2
Type	Pack.	Item No.																											
	pcs																												
MTM 1D	1	7407 76 8																											
Type	Pack.	Item No.																											
	pcs																												
MTM 2D	1	7407 79 0																											
Type	Pack.	Item No.																											
	pcs																												
MTM 3E	1	7407 83 2																											
 <p>Support plate 3 x type F for mounting support</p> <table border="1"> <thead> <tr> <th>Type</th> <th>Pack.</th> <th>Item No.</th> </tr> </thead> <tbody> <tr> <td></td> <td>pcs</td> <td></td> </tr> <tr> <td>MTM 3F</td> <td>1</td> <td>7407 83 3</td> </tr> </tbody> </table>	Type	Pack.	Item No.		pcs		MTM 3F	1	7407 83 3	 <p>Support plate 2 x type F for mounting support</p> <table border="1"> <thead> <tr> <th>Type</th> <th>Pack.</th> <th>Item No.</th> </tr> </thead> <tbody> <tr> <td></td> <td>pcs</td> <td></td> </tr> <tr> <td>MTM 2F</td> <td>1</td> <td>7407 79 2</td> </tr> </tbody> </table>	Type	Pack.	Item No.		pcs		MTM 2F	1	7407 79 2	 <p>Support plate 2 x type G for mounting support</p> <table border="1"> <thead> <tr> <th>Type</th> <th>Pack.</th> <th>Item No.</th> </tr> </thead> <tbody> <tr> <td></td> <td>pcs</td> <td></td> </tr> <tr> <td>MTM 2G</td> <td>1</td> <td>7407 79 6</td> </tr> </tbody> </table>	Type	Pack.	Item No.		pcs		MTM 2G	1	7407 79 6
Type	Pack.	Item No.																											
	pcs																												
MTM 3F	1	7407 83 3																											
Type	Pack.	Item No.																											
	pcs																												
MTM 2F	1	7407 79 2																											
Type	Pack.	Item No.																											
	pcs																												
MTM 2G	1	7407 79 6																											
 <p>Support plate 2 x type H for mounting support</p> <table border="1"> <thead> <tr> <th>Type</th> <th>Pack.</th> <th>Item No.</th> </tr> </thead> <tbody> <tr> <td></td> <td>pcs</td> <td></td> </tr> <tr> <td>MTM 2H</td> <td>1</td> <td>7407 80 0</td> </tr> </tbody> </table>	Type	Pack.	Item No.		pcs		MTM 2H	1	7407 80 0	 <p>Support plate 1 x type K for mounting support</p> <table border="1"> <thead> <tr> <th>Type</th> <th>Pack.</th> <th>Item No.</th> </tr> </thead> <tbody> <tr> <td></td> <td>pcs</td> <td></td> </tr> <tr> <td>MTM 1K</td> <td>1</td> <td>7407 77 6</td> </tr> </tbody> </table>	Type	Pack.	Item No.		pcs		MTM 1K	1	7407 77 6	 <p>Support plate 2 x Type K for mounting support</p> <table border="1"> <thead> <tr> <th>Type</th> <th>Pack.</th> <th>Item No.</th> </tr> </thead> <tbody> <tr> <td></td> <td>pcs</td> <td></td> </tr> <tr> <td>MTM 2K</td> <td>1</td> <td>7407 80 4</td> </tr> </tbody> </table>	Type	Pack.	Item No.		pcs		MTM 2K	1	7407 80 4
Type	Pack.	Item No.																											
	pcs																												
MTM 2H	1	7407 80 0																											
Type	Pack.	Item No.																											
	pcs																												
MTM 1K	1	7407 77 6																											
Type	Pack.	Item No.																											
	pcs																												
MTM 2K	1	7407 80 4																											
 <p>Support plate 2 x type L for mounting support</p> <table border="1"> <thead> <tr> <th>Type</th> <th>Pack.</th> <th>Item No.</th> </tr> </thead> <tbody> <tr> <td></td> <td>pcs</td> <td></td> </tr> <tr> <td>MTM 2L</td> <td>1</td> <td>7407 80 8</td> </tr> </tbody> </table>	Type	Pack.	Item No.		pcs		MTM 2L	1	7407 80 8	 <p>Support plate 2 x type LE for mounting support</p> <table border="1"> <thead> <tr> <th>Type</th> <th>Pack.</th> <th>Item No.</th> </tr> </thead> <tbody> <tr> <td></td> <td>pcs</td> <td></td> </tr> <tr> <td>MTM 2LE</td> <td>1</td> <td>7407 79 8</td> </tr> </tbody> </table>	Type	Pack.	Item No.		pcs		MTM 2LE	1	7407 79 8	 <p>Support plate 2 x type M for mounting support</p> <table border="1"> <thead> <tr> <th>Type</th> <th>Pack.</th> <th>Item No.</th> </tr> </thead> <tbody> <tr> <td></td> <td>pcs</td> <td></td> </tr> <tr> <td>MTM 2M</td> <td>1</td> <td>7407 81 2</td> </tr> </tbody> </table>	Type	Pack.	Item No.		pcs		MTM 2M	1	7407 81 2
Type	Pack.	Item No.																											
	pcs																												
MTM 2L	1	7407 80 8																											
Type	Pack.	Item No.																											
	pcs																												
MTM 2LE	1	7407 79 8																											
Type	Pack.	Item No.																											
	pcs																												
MTM 2M	1	7407 81 2																											
 <p>Support plate 2 x type N for mounting support</p> <table border="1"> <thead> <tr> <th>Type</th> <th>Pack.</th> <th>Item No.</th> </tr> </thead> <tbody> <tr> <td></td> <td>pcs</td> <td></td> </tr> <tr> <td>MTM 2N</td> <td>1</td> <td>7407 81 6</td> </tr> </tbody> </table>	Type	Pack.	Item No.		pcs		MTM 2N	1	7407 81 6	 <p>Support plate 2 x type P for mounting support</p> <table border="1"> <thead> <tr> <th>Type</th> <th>Pack.</th> <th>Item No.</th> </tr> </thead> <tbody> <tr> <td></td> <td>pcs</td> <td></td> </tr> <tr> <td>MTM 2P</td> <td>1</td> <td>7407 81 7</td> </tr> </tbody> </table>	Type	Pack.	Item No.		pcs		MTM 2P	1	7407 81 7	 <p>Support plate 2 x type Q for mounting support</p> <table border="1"> <thead> <tr> <th>Type</th> <th>Pack.</th> <th>Item No.</th> </tr> </thead> <tbody> <tr> <td></td> <td>pcs</td> <td></td> </tr> <tr> <td>MTM 2Q</td> <td>1</td> <td>7407 81 8</td> </tr> </tbody> </table>	Type	Pack.	Item No.		pcs		MTM 2Q	1	7407 81 8
Type	Pack.	Item No.																											
	pcs																												
MTM 2N	1	7407 81 6																											
Type	Pack.	Item No.																											
	pcs																												
MTM 2P	1	7407 81 7																											
Type	Pack.	Item No.																											
	pcs																												
MTM 2Q	1	7407 81 8																											
 <p>Support plate, blank, for mounting support</p> <table border="1"> <thead> <tr> <th>Type</th> <th>Pack.</th> <th>Item No.</th> </tr> </thead> <tbody> <tr> <td></td> <td>pcs</td> <td></td> </tr> <tr> <td>MTM 0</td> <td>1</td> <td>7407 76 4</td> </tr> </tbody> </table>	Type	Pack.	Item No.		pcs		MTM 0	1	7407 76 4	 <p>Blanking cover for mounting support</p> <table border="1"> <thead> <tr> <th>Type</th> <th>Pack.</th> <th>Item No.</th> </tr> </thead> <tbody> <tr> <td></td> <td>pcs</td> <td></td> </tr> <tr> <td>MTU B</td> <td>1</td> <td>7407 04 7</td> </tr> </tbody> </table>	Type	Pack.	Item No.		pcs		MTU B	1	7407 04 7	 <p>Snap-in data connection module, Cat. 5e, unshielded</p> <table border="1"> <thead> <tr> <th>Type</th> <th>Pack.</th> <th>Item No.</th> </tr> </thead> <tbody> <tr> <td></td> <td>pcs</td> <td></td> </tr> <tr> <td>ASM-C5 S</td> <td>1</td> <td>6117 34 7</td> </tr> </tbody> </table>	Type	Pack.	Item No.		pcs		ASM-C5 S	1	6117 34 7
Type	Pack.	Item No.																											
	pcs																												
MTM 0	1	7407 76 4																											
Type	Pack.	Item No.																											
	pcs																												
MTU B	1	7407 04 7																											
Type	Pack.	Item No.																											
	pcs																												
ASM-C5 S	1	6117 34 7																											


Mounting supports and accessories

 Snap-in data connection module, Cat. 5e, shielded


Type	Pack.	Item No.
ASM-C5 GS	1 pcs	6117 34 3

 Snap-in data connection module, Cat. 6, unshielded


Type	Pack.	Item No.
ASM-C6 S	1 pcs	6117 34 9

 Snap-in data connection module, Cat. 6, shielded


Type	Pack.	Item No.
ASM-C6 GS	1 pcs	6117 34 5

 RJ45 data connection module, Cat. 6A, unshielded


Type	Colour	Pack.	Item No.
ASM-C6A	Grey	1 pcs	6117 34 8

 RJ45 data connection module, Cat. 6A, shielded


Type	Colour	Pack.	Item No.
ASM-C6A G	Grey	1 pcs	6117 34 6

 LS switch mounting support for installation in mounting boxes, 1 x REG


Type	Pack.	Item No.
MS REG1	1 pcs	7407 65 8

 LS switch mounting support for installation in mounting boxes, 2 x REG

Type	Pack.	Item No.
MS REG2	1 pcs	7407 66 2


 ACO mounting support, system length 165 mm

Type	Pack.	Item No.
MT2 2ACO	1 pcs	7407 68 8


 ACO mounting support, system length 208 mm

Type	Pack.	Item No.
MT3 3ACO	1 pcs	7407 71 2


Device support for CEE

 Device support for CEE installation, system length 165 mm, without CEE


Type	Pack.	Item No.
GT2CEE	1 pcs	7407 66 5

 Device support for CEE installation, system length 165 mm, with CEE

Type	Pack.	Item No.
GT2 CEE16	1 pcs	7407 66 3


 Device support for CEE installation, system length 208 mm, without CEE

Type	Pack.	Item No.
GT3 CEE	1 pcs	7407 66 9


 Device support for CEE installation, system length 208 mm, with CEE

Type	Pack.	Item No.
GT3 CEE16	1 pcs	7407 66 7


Space cover

 Blanking cover for service outlets and cassettes, system length 165 mm


Type	Length	Pack.	Item No.
LPA GB2	165 mm	1 pcs	7407 58 8

 Blanking cover for service outlets and cassettes, system length 208 mm

Type	Length	Pack.	Item No.
LPA GB3	208 mm	1 pcs	7407 59 2

 Blanking cover for Modul 45® installation opening

Type	Pack.	Item No.
LP 45	10 pcs	7407 58 4

 Blanking cover for round installation opening

Type	Pack.	Item No.
LP R	10 pcs	7407 58 0





Telitanks




System **ACKERMANN**
CABLE MANAGEMENT




Telitank T4B

Telitank T4B




Type	Colour	Pack.	Item No.
		pcs	
T4B 00C 7011	Iron grey	1	7408 28 8
T4B 00C 9011	Graphite black	1	7408 29 2

Cover plate, Telitank T4B, blank




Type	Colour	Width	Pack.	Item No.
		mm	pcs	
T4B P01S 9011	Graphite black	55	1	7408 22 0

Cover plate, Telitank T4B, blank




Type	Colour	Width	Pack.	Item No.
		mm	pcs	
T4B P0S2 9011	Graphite black	110	1	7408 22 8

Cover plate, Telitank T4B, round installation opening for EK device




Type	Colour	Width	Pack.	Item No.
		mm	pcs	
T4B P1S 9011	Graphite black	55	1	7408 23 6

Cover plate, Telitank T4B, round installation opening for EKR device




Type	Colour	Width	Pack.	Item No.
		mm	pcs	
T4B P2S 9011	Graphite black	110	1	7408 24 4

Cover plate, Telitank T4B, round installation opening for EK device




Type	Colour	Width	Pack.	Item No.
		mm	pcs	
T4B P3S 9011	Graphite black	110	1	7408 25 2

Cover plate, Telitank T4B, Modul 45 installation opening




Type	Colour	Width	Pack.	Item No.
		mm	pcs	
T4B P6 9011	Graphite black	55	1	7408 26 8

Cover plate, Telitank T4B, Modul 45 installation opening




Type	Colour	Width	Pack.	Item No.
		mm	pcs	
T4B P7 9011	Graphite black	110	1	7408 27 6

Partition Telitank T4B




Type	Colour	Pack.	Item No.
		pcs	
T4B TQ	Graphite black	1	7408 28 0

Cover plate, Telitank T4B, installation opening for CEE device with 60 mm fastening track




Type	Colour	Width	Pack.	Item No.
		mm	pcs	
T4B P5S 9011	Graphite black	110	1	7408 26 0

Strain relief T4B



Type	Pack.	Item No.
	pcs	
T ZE	10	7408 08 8


Insertion nut



Type	Pack.	Item No.
	pcs	
T EM	4	7408 08 4


Telitank T4L and T8NL

Telitank T4L




Type	Colour	Pack.	Item No.
		pcs	
T4L00C 9011	Graphite black	1	7408 30 0
T4L00C7035	Light grey	1	7408 30 4

Mounting box, Telitank T4L




Type	Colour	Pack.	Item No.
		pcs	
T4L EG	Graphite black	1	7408 29 6

Telitank T8NL




Type	Colour	Pack.	Item No.
		pcs	
T8NL 00C 9011	Graphite black	1	7408 49 4
T8NL 00C 7035	Light grey	1	7408 49 8

Telitank adapter for installation of Modul 45 under S990 cover, single




Type	Colour	Pack.	Item No.
		pcs	
T8NL A45 9011	Graphite black	1	7408 41 6

Telitank adapter for installation of Modul 45 under S990 cover, triple




Type	Colour	Pack.	Item No.
		pcs	
T8NL A105 9011	Graphite black	1	7408 41 2

Cover plate, Telitank T4L/T8NL, blank




Type	Colour	Width	Pack.	Item No.
		mm	pcs	
T8NL P01 9011	Graphite black	85	10	7408 43 6
T8NL P01 7035	Light grey	85	10	7408 44 0

Cover plate, Telitank T4L/T8NL, round installation opening for EKR device, for narrow side




Type	Colour	Width	Pack.	Item No.
		mm	pcs	
T8NL P1 9011	Graphite black	85	10	7408 44 4
T8NL P1 7035	Light grey	85	10	7408 44 8

Cover plate, Telitank T4L/T8NL, round installation opening for EKR device, for lengthwise side



Type	Colour	Width	Pack.	Item No.
		mm	pcs	
T8NL P2 9011	Graphite black	85	10	7408 45 8
T8NL P2 7035	Light grey	85	10	7408 46 0

Cover plate, Telitank T4L/T8NL, round installation opening for EKR device, for lengthwise side



Type	Colour	Width	Pack.	Item No.
		mm	pcs	
T8NL P3 9011	Graphite black	170	10	7408 46 4
T8NL P3 7035	Light grey	170	10	7408 47 0

10_OBO_Gesamtkatalog_2014 / en / 06/05/2014 (LLExpert_01702) / 06/05/2014

UFS



Telitanks

Telitank T4L and T8NL

Cover plate, Telitank T4L/T8NL, Modul 45 installation opening					
Type	Colour	Width	Pack.	Item No.	
		mm	pcs		
T8NL P45 9011	Graphite black	85	10	7408 47 4	
T8NL P45 7035	Light grey	85	10	7408 47 8	

Cover plate, Telitank T4L/T8NL, Modul 45 installation opening					
Type	Colour	Width	Pack.	Item No.	
		mm	pcs		
T8NL P105 9011	Graphite black	170	10	7408 45 2	
T8NL P105 7035	Light grey	170	10	7408 45 6	

Cover plate, Telitank T4L/T8NL, installation opening for CEE device with 60 mm fastening track					
Type	Colour	Width	Pack.	Item No.	
		mm	pcs		
T8NL PCEE 9011	Graphite black	85	10	7408 48 2	
T8NL PCEE 7035	Light grey	85	10	7408 48 6	

Partition Telitank T4L/T8NL					
Type	Colour	Pack.	Item No.		
		pcs			
T8NL TQ	Graphite black	1	7408 49 0		

Corner panel T4L/T8NL, vaulted outwards					
Type	Colour	Pack.	Item No.		
		pcs			
T8NL EB2 9011	Graphite black	2	7408 42 8		
T8NL EB2 7035	Light grey	2	7408 43 2		

Corner panel T4L/T8NL, vaulted inwards					
Type	Colour	Pack.	Item No.		
		pcs			
T8NL EB1 9011	Graphite black	2	7408 42 0		
T8NL EB1 7035	Light grey	2	7408 42 4		

Insertion nut					
Type	Pack.	Item No.			
	pcs				
T EM	4	7408 08 4			

Strain relief T4L and T8NL					
Type	Pack.	Item No.			
	pcs				
ZE2 3	10	7408 65 0			

S990 cover frame for single Modul 45 device					
Type	Colour	Pack.	Item No.		
		pcs			
S990-AF1 RW	Pure white	1	6107 00 2		

S990 cover frame for triple Modul 45 device					
Type	Colour	Pack.	Item No.		
		pcs			
S990-AF3 RW	Pure white	1	6107 20 2		

Telitank T12L

Telitank T12L					
Type	Colour	Pack.	Item No.		
		pcs			
T12L 00C 7011	Iron grey	1	7408 09 6		
T12L 00C 9011	Graphite black	1	7408 10 0		

Cover plate, Telitank T12L, blank					
Type	Colour	Width	Pack.	Item No.	
		mm	pcs		
T12L P01S 9011	Graphite black	71	1	7408 10 8	

Cover plate, Telitank T12L, blank, for lengthwise side					
Type	Colour	Width	Pack.	Item No.	
		mm	pcs		
T12L P02S 9011	Graphite black	142	1	7408 11 6	

Cover plate, Telitank T12L, blank, for lengthwise side					
Type	Colour	Width	Pack.	Item No.	
		mm	pcs		
T12L P03S 9011	Graphite black	213	1	7408 12 4	

Cover plate, Telitank T12L, blank, for lengthwise side					
Type	Colour	Width	Pack.	Item No.	
		mm	pcs		
T12L P04S 9011	Graphite black	284	1	7408 13 2	


Cover plate, Telitank T12L, blank, for lengthwise side					
Type	Colour	Width	Pack.	Item No.	
		mm	pcs		
T12L P05S 9011	Graphite black	95	1	7408 14 0	

Cover plate, Telitank T12L, Modul 45 installation opening					
Type	Colour	Width	Pack.	Item No.	
		mm	pcs		
T12L P15S 9011	Graphite black	71	10	7408 14 8	


Cover plate, Telitank T12L, Modul 45 installation opening					
Type	Colour	Width	Pack.	Item No.	
		mm	pcs		
T12L P16S 9011	Graphite black	95	10	7408 15 6	

Cover plate, Telitank T12L, Modul 45 installation opening					
Type	Colour	Width	Pack.	Item No.	
		mm	pcs		
T12L P17S 9011	Graphite black	142	10	7408 16 4	


Telitank T12L

 **Cover plate, Telitank T12L, round installation opening for EKR device**


Type	Colour	Width	Pack.	Item No.
		mm	pcs	
T12L P1S 9011	Graphite black	71	1	7408 17 2

 **Cover plate, Telitank T12L, round installation opening for EKR device**


Type	Colour	Width	Pack.	Item No.
		mm	pcs	
T12L P2S 9011	Graphite black	142	1	7408 18 0

 **Cover plate, Telitank T12L, round installation opening for EKR device**

Type	Colour	Width	Pack.	Item No.
		mm	pcs	
T12L P3S 9011	Graphite black	213	1	7408 18 8

 **Cover plate, Telitank T12L, round installation opening for EKR device**


Type	Colour	Width	Pack.	Item No.
		mm	pcs	
T12L P4S 9011	Graphite black	284	1	7408 19 6

 **Cover plate, Telitank T12L, installation opening for CEE device with 60 mm fastening track**


Type	Colour	Width	Pack.	Item No.
		mm	pcs	
T12L P7S 9011	Graphite black	95	1	7408 20 4

 **Partition Telitank T12L**

Type	Colour	Pack.	Item No.
		pcs	
T12L TQ	Graphite black	1	7408 20 8

 **Strain relief T12L**

Type	Pack.	Item No.
	pcs	
T ZE	10	7408 08 8

 **Insertion nut**

Type	Pack.	Item No.
	pcs	
T EM	4	7408 08 4



Floor outlets and
complete solutions




System **ACKERMANN**
CABLE MANAGEMENT



Floor outlets and complete solutions


Underfloor outlet

Blanking lock of cable outlet opening in raised floor




Type	Colour	Depth of the floor covering recess mm	Pack. pcs	Item No.
ULA DB 7011	Iron grey	5	1	7407 89 8

Cord outlet for raised floor for dry-care floor



Type	Material symbol	Pack. pcs	Item No.
ULA DB SA 7011	PA	1	7407 89 4


Cord outlet for raised floor for wet-care floor



Type	Material symbol	Pack. pcs	Item No.
ULA DB T 7011	PA	1	7407 89 6


Underfloor outlet

Underfloor outlet box for US80 components




Type	Screed height mm	Pack. pcs	Item No.
UDL2-80 70	70-85	1	7408 56 6

Height expansion for underfloor outlet socket UDL2-80




Type	Height adjustment range	Pack. pcs	Item No.
HE60 UDL2-80	10-60	1	7408 56 8

Underfloor outlet for duct mounting




Type	Pack. pcs	Item No.
US80 32	1	7408 57 0

Underfloor outlet for raised floor mounting, RF plate thickness to 38 mm




Type	Pack. pcs	Item No.
US80 DB 20	1	7408 57 8

Underfloor outlet for raised floor mounting, RF plate thickness to 60 mm




Type	Pack. pcs	Item No.
US80 DB 38	1	7408 58 2

Underfloor outlet for cavity floor mounting




Type	Pack. pcs	Item No.
USS80 W	1	7408 60 2

Device cover plate for accessory with EKR support ring




Type	Pack. pcs	Item No.
US80 A	10	7408 59 0

Device cover plate for Modul 45 accessory




Type	Pack. pcs	Item No.
US80 B	10	7408 59 4

Raised ring




Type	Pack. pcs	Item No.
AR80 24	1	7406 92 8

Blanking disc




Type	Pack. pcs	Item No.
DBS 80	1	7400 76 8

Dome lid for dry-care floors, floor covering thickness < 6 mm




Type	Colour	Pack. pcs	Item No.
SH80 7011	Iron grey	1	7408 02 0
SH80 9011	Graphite black	1	7408 02 4
SH80 1019	Grey-beige	1	7408 02 8

Dome lid for dry-care floors, floor covering thickness > 6 mm




Type	Colour	Pack. pcs	Item No.
SH80 T 7011	Iron grey	1	7408 04 0
SH80 T 9011	Graphite black	1	7408 04 4
SH80 T 1019	Grey-beige	1	7408 04 8

Dome lid for wet-care floors




Type	Colour	Pack. pcs	Item No.
SHF80 30 9011	Graphite black	1	7408 05 6
SHF80 30 1019	Grey-beige	1	7408 06 0

Dome lid for wet-care floors, with VA lamination




Type	Colour	Pack. pcs	Item No.
SHF80 30M 9011	Graphite black	1	7408 06 4

Blanking cover for dry-care floors without floor covering recess




Type	Colour	Pack. pcs	Item No.
BAB80 7011	Iron grey	1	7406 99 2
BAB80 9011	Graphite black	1	7406 99 6
BAB80 1019	Grey-beige	1	7407 00 0

Blanking cover for dry-care floors with floor covering recess



Type	Colour	Pack. pcs	Item No.
BABN80 7011	Iron grey	1	7407 02 8
BABN80 9011	Graphite black	1	7407 03 2
BABN80 1019	Grey-beige	1	7407 03 6

Blanking cover for wet-care floors without floor covering recess




Type	Designation	Pack. pcs	Item No.
BABF80 NI	Ni-plated	1	7407 02 4
BABF80 CR	Cr-plated	1	7407 02 0
BABF80 AK	old copper	1	7407 01 2
BABF80 AM	old brass	1	7407 01 6




Floor outlets and complete solutions


Tools

 **Mounting key for blanking cover BAB80**


Type	Pack.	Item No.
	pcs	
WZ 1008	1	7408 61 0

 **Mounting key for blanking cover BABF80**


Type	Pack.	Item No.
	pcs	
WZ 1058	1	7408 64 6

 **Drill bit for US80 for duct mounting**


Type	Pack.	Item No.
	pcs	
WZ 1032	1	7408 63 8

 **Hole saw for duct opening US80**

Type	Pack.	Item No.
	pcs	
WZ 1034	1	7408 64 2


 **Calyx for hole saw US80**

Type	Pack.	Item No.
	pcs	
WZ 1013	1	7408 61 4


 **Drilling template for drill bit US80**

Type	Pack.	Item No.
	pcs	
WZ 1014	1	7408 61 8


Complete device insert – GESRM2, with protective contact socket

 **Underfloor outlet box for GESRM2 mounting**


Type	Screed height	Pack.	Item No.
	mm	pcs	
UDL2-120 70	70-85	1	7408 55 8
UDL2-120 80	80-95	1	7408 56 2

 **Underfloor outlet box, heavy-duty version, for GESRM2 mounting**


Type	Screed height	Pack.	Item No.
	mm	pcs	
UDL1-120 70 90SL	70-90	1	7408 55 4

 **Height expansion for underfloor outlet socket UDL2-120**


Type	Height adjustment range	Pack.	Item No.
		pcs	
HE60 UDL2-120	10-60	1	7408 56 7

 **GESRM2 service outlet with protective frame for UZD/UDL, nickel-plated**


Type	Surface finish	Pack.	Item No.
		pcs	
GESRN2 USB	Nickel-plated	1	7405 70 8

 **GESRM2 service outlet with protective frame for UZD/UDL, old brass**


Type	Surface finish	Pack.	Item No.
		pcs	
GESRM2 USB	Brass-coated	1	7405 66 0

 **GESRM2 service outlet with protective frame for UZD/UDL, old copper**


Type	Surface finish	Pack.	Item No.
		pcs	
GESRK2 USB	Copper-plated	1	7405 63 2

 **GESRM2 service outlet with protective frame for UZD/UDL, chrome-plated**


Type	Surface finish	Pack.	Item No.
		pcs	
GESRC2 USB	Chrome-plated	1	7405 59 6

 **GESRM2 service outlet with protective frame for raised and cavity flooring, nickel-plated**


Type	Surface finish	Pack.	Item No.
		pcs	
GESRN 2HS	Nickel-plated	1	7405 67 6

 **GESRM2 service outlet with protective frame for raised and cavity flooring, old brass**


Type	Surface finish	Pack.	Item No.
		pcs	
GESRM2 HS	Brass-coated	1	7405 64 4

 **GESRM2 service outlet with protective frame for raised and cavity flooring, old copper**


Type	Surface finish	Pack.	Item No.
		pcs	
GESRK2 HS	Copper-plated	1	7405 62 0

 **GESRM2 service outlet with protective frame for raised and cavity flooring, chrome-plated**


Type	Surface finish	Pack.	Item No.
		pcs	
GESRC2 HS	Chrome-plated	1	7405 58 4

 **GESRM2 service outlet with floor covering protection frame for UZD/UDL, nickel-plated**


Type	Surface finish	Pack.	Item No.
		pcs	
GESRN2 UAB	Nickel-plated	1	7405 68 8

 **GESRM2 service outlet with floor covering protection frame for UZD/UDL, old brass**

Type	Surface finish	Pack.	Item No.
		pcs	
GESRM2 UAB	Brass-coated	1	7405 65 6

 **GESRM2 service outlet with floor covering protection frame for UZD/UDL, old copper**


Type	Surface finish	Pack.	Item No.
		pcs	
GESRK2 UAB	Copper-plated	1	7405 62 8

 **GESRM2 service outlet with floor covering protection frame for UZD/UDL, chrome-plated**


Type	Surface finish	Pack.	Item No.
		pcs	
GESRC2 UAB	Chrome-plated	1	7405 59 2

Floor outlets and complete solutions


Complete device insert – GESRM2, with protective contact socket

 Mounting plate for the installation of data sockets in GESRM2, 2 x type A


Type	Pack.	Item No.
MPR2 2A	1 pcs	7407 62 0

 Mounting plate for the installation of data sockets in GESRM2, 2 x type B


Type	Pack.	Item No.
MPR2 2B	1 pcs	7407 62 2

 Mounting plate for the installation of data sockets in GESRM2, 2 x type C


Type	Pack.	Item No.
MPR2 2C	1 pcs	7407 62 4

 Mounting plate for the installation of data sockets in GESRM2, 2 x type F


Type	Pack.	Item No.
MPR2 2F	1 pcs	7407 62 6

 Mounting plate for the installation of data sockets in GESRM2, 1 x type LE


Type	Pack.	Item No.
MPR2 1LE	1 pcs	7407 62 8

 Mounting plate for the installation of data sockets in GESRM2, 1 x type XD


Type	Pack.	Item No.
MPR2XD	1 pcs	7407 63 4

 Snap-in data connection module, Cat. 5e, unshielded


Type	Pack.	Item No.
ASM-C5 S	1 pcs	6117 34 7

 Snap-in data connection module, Cat. 5e, shielded


Type	Pack.	Item No.
ASM-C5 GS	1 pcs	6117 34 3

 Snap-in data connection module, Cat. 6, unshielded


Type	Pack.	Item No.
ASM-C6 S	1 pcs	6117 34 9

 Snap-in data connection module, Cat. 6, shielded


Type	Pack.	Item No.
ASM-C6 GS	1 pcs	6117 34 5

 RJ45 data connection module, Cat. 6A, unshielded


Type	Colour	Pack.	Item No.
ASM-C6A	Grey	1 pcs	6117 34 8

 RJ45 data connection module, Cat. 6A, shielded

Type	Colour	Pack.	Item No.
ASM-C6A G	Grey	1 pcs	6117 34 6


 Fastening bracket for Flexkanal in GESRM2

Type	Pack.	Item No.
FKH GESRM	1 pcs	7407 86 4


 Height adjustment ring for GESRM2 in RF/CF

Type	Pack.	Item No.
NR GESRM2	1 pcs	7405 41 8


Complete device insert – GE2 without flooring cut-out, with protective contact socket

 Complete device insert – GE2 without flooring cut-out, with protective contact socket


Type	Floor height	Pack.	Item No.
GE 2V VO	95-115 mm	1 pcs	7368 38 4

 Height extension for complete unit GE2


Type	Height adjustment range	Pack.	Item No.
HE60 GE2	10-60	1 pcs	7368 40 0

 Mounting support for the installation of data sockets in GE2, 2 x type A


Type	Pack.	Item No.
MTGE2 2A	1 pcs	7407 84 6

 Mounting support for the installation of data sockets in GE2, 2 x type B

Type	Pack.	Item No.
MTGE2 2B	1 pcs	7407 84 7

 Mounting support for the installation of data sockets in GE2, 2 x type C




Type	Pack.	Item No.
MTGE2 2C	1 pcs	7407 84 8




 Mounting support for the installation of data sockets in GE2, 2 x type F




Type	Pack.	Item No.
MTGE2 2F	1 pcs	7407 84 9

Floor outlets and complete solutions




Complete device insert – GE2 without flooring cut-out, with protective contact socket




 <p>Mounting support for the installation of data sockets in GE2, 1 x type K</p>				 <p>Mounting support for the installation of data sockets in GE2, 2 x type LE</p>				 <p>Mounting support for installation of Modul 45® in GE2, 1/2 module width</p>			
Type		Pack.	Item No.	Type		Pack.	Item No.	Type		Pack.	Item No.
		pcs				pcs				pcs	
MTGE2 1K		1	7407 85 0	MTGE2 2LE		1	7407 67 9	MTGE2 0.5M		1	7407 60 1




 <p>Snap-in data connection module, Cat. 5e, unshielded</p>				 <p>Snap-in data connection module, Cat. 5e, shielded</p>				 <p>Snap-in data connection module, Cat. 6, unshielded</p>			
Type		Pack.	Item No.	Type		Pack.	Item No.	Type		Pack.	Item No.
		pcs				pcs				pcs	
ASM-C5 S		1	6117 34 7	ASM-C5 GS		1	6117 34 3	ASM-C6 S		1	6117 34 9




 <p>Snap-in data connection module, Cat. 6, shielded</p>				 <p>RJ45 data connection module, Cat. 6A, unshielded</p>				 <p>RJ45 data connection module, Cat. 6A, shielded</p>			
Type		Pack.	Item No.	Type	Colour	Pack.	Item No.	Type	Colour	Pack.	Item No.
		pcs				pcs				pcs	
ASM-C6 GS		1	6117 34 5	ASM-C6A	Grey	1	6117 34 8	ASM-C6A G	Grey	1	6117 34 6

Complete device insert – GE2.15 with flooring cut-out, with protective contact socket

 <p>GE2.15 service outlet without floor covering recess, with protective contact socket</p>				 <p>Height extension for complete unit GE2</p>				 <p>Mounting support for the installation of data sockets in GE2.15, 2 x type A</p>			
Type	Floor height	Pack.	Item No.	Type	Height adjustment range	Pack.	Item No.	Type		Pack.	Item No.
	mm	pcs				pcs				pcs	
GE 2V 15 VO	110-130	1	7368 39 9	HE60 GE2	10-60	1	7368 40 0	MTGE2 15 2A		1	7407 59 4

 <p>Mounting support for the installation of data sockets in GE2.15, 2 x type B</p>				 <p>Mounting support for the installation of data sockets in GE2.15, 2 x type C</p>				 <p>Mounting support for the installation of data sockets in GE2.15, 2 x type F</p>			
Type		Pack.	Item No.	Type		Pack.	Item No.	Type		Pack.	Item No.
		pcs				pcs				pcs	
MTGE2 15 2B		1	7407 59 5	MTGE2 15 2C		1	7407 59 6	MTGE2 15 2F		1	7407 59 7


 <p>Mounting support for the installation of data sockets in GE2.15, 1 x type K</p>				 <p>Mounting support for the installation of data sockets in GE2.15, 2 x type LE</p>				 <p>Mounting support for installation of Modul 45® in GE2.15, 1/2 module width</p>			
Type		Pack.	Item No.	Type		Pack.	Item No.	Type		Pack.	Item No.
		pcs				pcs				pcs	
MTGE2 15 1K		1	7407 59 9	MTGE2 15 2LE		1	7407 59 8	MTGE2 15 0.5M		1	7407 60 2

 <p>Snap-in data connection module, Cat. 5e, unshielded</p>				 <p>Snap-in data connection module, Cat. 5e, shielded</p>				 <p>Snap-in data connection module, Cat. 6, unshielded</p>			
Type		Pack.	Item No.	Type		Pack.	Item No.	Type		Pack.	Item No.
		pcs				pcs				pcs	
ASM-C5 S		1	6117 34 7	ASM-C5 GS		1	6117 34 3	ASM-C6 S		1	6117 34 9

Floor outlets and complete solutions


Complete device insert – GE2.15 with flooring cut-out, with protective contact socket

Snap-in data connection module, Cat. 6, shielded




Type	Pack.	Item No.
ASM-C6 GS	1 pcs	6117 34 5

RJ45 data connection module, Cat. 6A, unshielded



Type	Colour	Pack.	Item No.
ASM-C6A	Grey	1 pcs	6117 34 8


RJ45 data connection module, Cat. 6A, shielded



Type	Colour	Pack.	Item No.
ASM-C6A G	Grey	1 pcs	6117 34 6


Complete device insert – GE2F for wet-washed floors, with protective contact socket

GE2F service outlet for wet-care floor, with protective contact socket




Type	Floor height	Pack.	Item No.
GE2FV VO	mm 110-130	1 pcs	7368 39 6

Height extension for complete unit GE2




Type	Height adjustment range	Pack.	Item No.
HE60 GE2	10-60	1 pcs	7368 40 0

Mounting support for the installation of data sockets in GE2F, 2 x type A




Type	Pack.	Item No.
MTGE2F 2A	1 pcs	7407 84 1

Mounting support for the installation of data sockets in GE2F, 2 x type B




Type	Pack.	Item No.
MTGE2F 2B	1 pcs	7407 84 2

Mounting support for the installation of data sockets in GE2F, 2 x type C




Type	Pack.	Item No.
MTGE2F 2C	1 pcs	7407 84 3

Mounting support for the installation of data sockets in GE2F, 2 x type F




Type	Pack.	Item No.
MTGE2F 2F	1 pcs	7407 85 3

Mounting support for the installation of data sockets in GE2F, 1 x type K




Type	Pack.	Item No.
MTGE2F 1K	1 pcs	7407 85 5

Mounting support for the installation of data sockets in GE2F, 2 x type LE




Type	Pack.	Item No.
MTGE2F 2LE	1 pcs	7407 85 4

Mounting support for installation of Modul 45® in GE2F, 1/2 module width




Type	Pack.	Item No.
MTGE2F 0.5M	1 pcs	7407 60 3

Snap-in data connection module, Cat. 5e, unshielded




Type	Pack.	Item No.
ASM-C5 S	1 pcs	6117 34 7

Snap-in data connection module, Cat. 5e, shielded




Type	Pack.	Item No.
ASM-C5 GS	1 pcs	6117 34 3

Snap-in data connection module, Cat. 6, unshielded




Type	Pack.	Item No.
ASM-C6 S	1 pcs	6117 34 9

Snap-in data connection module, Cat. 6, shielded




Type	Pack.	Item No.
ASM-C6 GS	1 pcs	6117 34 5

RJ45 data connection module, Cat. 6A, unshielded



Type	Colour	Pack.	Item No.
ASM-C6A	Grey	1 pcs	6117 34 8


RJ45 data connection module, Cat. 6A, shielded



Type	Colour	Pack.	Item No.
ASM-C6A G	Grey	1 pcs	6117 34 6


Complete UDHome2 service outlet, without socket

Device insert UDHOME2 BV, with stainless steel cover




Type	Floor height	Pack.	Item No.
UDHOME2 BV	mm 95-115	1 pcs	7427 01 9

Device insert UDHOME2 V, with 15 mm flooring cut-out in stainless steel cover



Type	Floor height	Pack.	Item No.
UDHOME2 V	mm 110-130	1 pcs	7427 09 0

Device insert UDHOME2 AF, with tube body for wet-washed floors




Type	Floor height	Pack.	Item No.
UDHOME2 AF	mm 110-130	1 pcs	7427 09 1



Floor outlets and complete solutions


Complete device insert – UDHome4, with protective contact socket

UDHome4 service outlet, with MT3 module support, stainless steel




Type	Flooring depth	Floor height	Pack.	Item No.
	mm	mm	pcs	
UDHOME4 2V MT V	15	95-125	1	7427 21 6

UDHome4 service outlet, with MT3 module support, brass




Type	Flooring depth	Floor height	Pack.	Item No.
	mm	mm	pcs	
UDHOME4 2M MT V	15	95-125	1	7427 22 0

UDHome4 service outlet, with GB2 mounting box, stainless steel




Type	Flooring depth	Floor height	Pack.	Item No.
	mm	mm	pcs	
UDHOME4 2V V	15	95-125	1	7427 20 0

UDHome4 service outlet, with GB2 mounting box, brass



Type	Flooring depth	Floor height	Pack.	Item No.
	mm	mm	pcs	
UDHOME4 2M V	15	95-125	1	7427 20 4


Height expansion for complete unit UDHome4



Type	Height adjustment range	Pack.	Item No.
		pcs	
HE60 UDHOME4	10-60	1	7427 44 0


Complete UDHome4 service outlet, without socket

UDHome4 service outlet, with module support, without socket, stainless steel




Type	Flooring depth	Floor height	Pack.	Item No.
	mm	mm	pcs	
UDHOME4 2V MT U	15	95-125	1	7427 24 8

UDHome4 service outlet, with module support, without socket, brass




Type	Flooring depth	Floor height	Pack.	Item No.
	mm	mm	pcs	
UDHOME4 2M MT U	15	95-125	1	7427 25 2

UDHome4 service outlet, with mounting box, without socket, stainless steel




Type	Flooring depth	Floor height	Pack.	Item No.
	mm	mm	pcs	
UDHOME4 2V GB U	15	95-125	1	7427 24 0

UDHome4 service outlet, with mounting box, without socket, brass




Type	Flooring depth	Floor height	Pack.	Item No.
	mm	mm	pcs	
UDHOME4 2M GB U	15	95-125	1	7427 24 4

UDHome4 service outlet, empty, stainless steel




Type	Flooring depth	Floor height	Pack.	Item No.
	mm	mm	pcs	
UDHOME4 2V	15	95-125	1	7427 23 2

UDHome4 service outlet, empty, brass



Type	Flooring depth	Floor height	Pack.	Item No.
	mm	mm	pcs	
UDHOME4 2M	15	95-125	1	7427 23 6


Height expansion for complete unit UDHome4



Type	Height adjustment range	Pack.	Item No.
		pcs	
HE60 UDHOME4	10-60	1	7427 44 0


Complete device insert – UDHome9, with protective contact socket

UDHome9 service outlet, with MT4 module support, stainless steel




Type	Flooring depth	Floor height	Pack.	Item No.
	mm	mm	pcs	
UDHOME9 2V MT V	15	95-125	1	7427 30 8

UDHome9 service outlet, with MT4 module support, brass




Type	Flooring depth	Floor height	Pack.	Item No.
	mm	mm	pcs	
UDHOME9 2M MT V	15	95-125	1	7427 31 2

UDHome9 service outlet, with GB3 mounting box, stainless steel




Type	Flooring depth	Floor height	Pack.	Item No.
	mm	mm	pcs	
UDHOME9 2V GB V	15	95-125	1	7427 30 0

UDHome9 service outlet, with GB3 mounting box, brass



Type	Flooring depth	Floor height	Pack.	Item No.
	mm	mm	pcs	
UDHOME9 2M GB V	15	95-125	1	7427 30 4

Height expansion for complete unit UDHome9

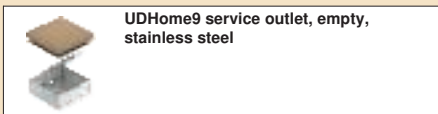


Type	Height adjustment range	Pack.	Item No.
		pcs	
HE60 UDHOME9	10-60	1	7427 44 4



Floor outlets and complete solutions

Complete UDHome9 service outlet, without socket



UDHome9 service outlet, empty, stainless steel

Type	Flooring depth mm	Floor height mm	Pack. pcs	Item No.
UDHOME9 2V	15	95-125	1	7427 32 4



UDHome9 service outlet, empty, brass

Type	Flooring depth mm	Floor height mm	Pack. pcs	Item No.
UDHOME9 2M	15	95-125	1	7427 32 8



Height expansion for complete unit UDHome9

Type	Height adjustment range	Pack. pcs	Item No.
HE60 UDHOME9	10-60	1	7427 44 4





Installation components for raised and cavity floors




System **ACKERMANN**
CABLE MANAGEMENT




Installation components for raised and cavity floors


Module support and accessories for Modul 45connect®

 **Module support for Modul-45connect® devices, system length 165 mm**


Type	Pack.	Item No.
MT3 45	1 pcs	7429 15 0

 **Module support for Modul-45connect® devices, system length 208 mm**


Type	Pack.	Item No.
MT4 45	1 pcs	7429 15 4

 **Modul 45connect® connector part adapter**


Type	Colour	Pack.	Item No.
STA-SKS SU1 SW	Black	10 pcs	6117 19 6
STA-SKS SU1 W	White	10 pcs	6117 19 7

 **Modul 45connect® connector**

Type	Colour	Pack.	Item No.
VB-SKS S	Black	10 pcs	6117 19 8


 **Modul 45connect® strain relief**

Type	Colour	Pack.	Item No.
ZL-SKS	Cream	10 pcs	6117 20 5


 **Surge protection module with support for Modul 45connect**

Type	Highest continuous voltage V	Signalling on device	Pack.	Item No.
ÜSM-A-4T	255	Audible	1 pcs	6107 80 1


Ready-for-connection module support

 **Ready-for-connection module support MT3, system length 165 mm, 1 circuit, with double protective contact socket**


Type	Pack.	Item No.
AMT3 2WSVCG	1 pcs	7404 63 0

 **Ready-for-connection module support MT3, system length 165 mm, 1 circuit, with triple protective contact socket**


Type	Pack.	Item No.
AMT3 3WSVCG	1 pcs	7404 63 2

 **Ready-for-connection module support MT4, system length 208 mm, 1 circuit, with 2x double protective contact sockets**

Type	Pack.	Item No.
AMT4 4WSVCG	1 pcs	7404 63 4


 **Ready-for-connection module support MT4, system length 208 mm, 2 circuits, with two double protective contact sockets**

Type	Pack.	Item No.
AMT4 2WS2ORVCG	1 pcs	7404 63 6


 **Ready-for-connection module support MT4 with surge protection, system length 208 mm, 2 circuits, with two double protective contact sockets**

Type	Pack.	Item No.
AMT4 2WS2ORVCGS	1 pcs	7404 63 8


Ready-for-connection mounting box

 **Ready-for-connection GB2 mounting box, system length 165 mm, two circuits**


Type	Cable length mm	Pack.	Item No.
AGB2 0.7 2W1OR	600	1 pcs	7404 42 4
AGB2 1 2W1OR2.5	800	1 pcs	7404 44 0

 **Ready-for-connection GB2 mounting box, system length 165 mm, two circuits, halogen-free**


Type	Cable length mm	Pack.	Item No.
AGB2H1 2W1OR	800	1 pcs	7404 46 8
AGB2H1 2W1OR2.5	800	1 pcs	7404 47 2

 **Ready-for-connection GB2 mounting box with surge protection, system length 165 mm, two circuits, single + single**


Type	Pack.	Item No.
AGB2 0.7 1W1ORS	1 pcs	7404 41 6
AGB2 1 1W1ORS2.5	1 pcs	7404 43 6

 **Ready-for-connection GB2 mounting box with surge protection, system length 165 mm, two circuits, double + single**

Type	Cable length mm	Pack.	Item No.
AGB2 1 2W1ORS2.5	800	1 pcs	7404 44 4

 **Ready-for-connection GB2 mounting box with surge protection, system length 165 mm, two circuits, halogen-free**

Type	Cable length mm	Pack.	Item No.
AGB2H1 1W1ORS	–	1 pcs	7404 45 6
AGB2H1 1W1ORS2.5	–	1 pcs	7404 46 0
AGB2H1 2W1ORS	800	1 pcs	7404 47 6
AGB2H1 2W1ORS2.5	800	1 pcs	7404 48 0


 **Ready-for-connection GB3 mounting box, system length 208 mm, two circuits**

Type	Cable length mm	Pack.	Item No.
AGB3 0.7 3W1OR	600	1 pcs	7404 50 8
AGB3 1 3W1OR2.5	800	1 pcs	7404 52 8




Installation components for raised and cavity floors


Ready-for-connection mounting box

 Ready-for-connection GB3 mounting box, system length 208 mm, two circuits, halogen-free


Type	Cable length	Pack.	Item No.
	mm	pcs	
AGB3H1 3W1OR	800	1	7404 56 8
AGB3H1 3W1OR2.5	800	1	7404 57 2

 Ready-for-connection GB3 mounting box with surge protection, system length 208 mm, two circuits

Type	Cable length	Pack.	Item No.
	mm	pcs	
AGB3 0.7 3W1ORS	600	1	7404 51 2
AGB3 1 3W1ORS2.5	800	1	7404 53 2


 Ready-for-connection GB3 mounting box with surge protection, system length 208 mm, two circuits, halogen-free

Type	Cable length	Pack.	Item No.
	mm	pcs	
AGB3H1 2W1ORS	800	1	7404 53 6
AGB3H1 2W1ORS2.5	800	1	7404 54 0


 Ready-for-connection GB2 mounting box with surge protection, system length 165 mm, two circuits, halogen-free

Type	Cable length	Pack.	Item No.
	mm	pcs	
AGB2H1 1W1ORS	—	1	7404 45 6
AGB2H1 1W1ORS2.5	—	1	7404 46 0
AGB2H1 2W1ORS	800	1	7404 47 6
AGB2H1 2W1ORS2.5	800	1	7404 48 0


Energy distributor and connection cables

 UVS energy distributor with fixed connection, normal circuit


Type	Pack.	Item No.
	pcs	
UVS-6S2	1	6108 00 0

 UVS energy distributor with fixed connection, special circuit


Type	Pack.	Item No.
	pcs	
UVS-6W2	1	6108 00 5

 UVS energy distributor with fixed connection, normal and special circuit


Type	Pack.	Item No.
	pcs	
UVS-6S6W2	1	6108 01 0

 UVS energy distributor with plug connection, normal circuit


Type	Pack.	Item No.
	pcs	
UVS-6S2SA	1	6108 01 2

 UVS energy distributor with plug connection, special circuit


Type	Pack.	Item No.
	pcs	
UVS-6W2SA	1	6108 01 4

 UVS energy distributor with plug connection, normal and special circuit


Type	Pack.	Item No.
	pcs	
UVS-6S6W2SA	1	6108 01 6

 3-wire connection cable, PVC, cross-section 1.5 mm², black

Type	Cable length	Colour	Pack.	Item No.
	mm		pcs	
VL-3Q1.5 1 SW	1000	Black	1	6108 10 0
VL-3Q1.5 2 SW	2000	Black	1	6108 10 1
VL-3Q1.5 3 SW	3000	Black	1	6108 10 2
VL-3Q1.5 4 SW	4000	Black	1	6108 10 3
VL-3Q1.5 5 SW	5000	Black	1	6108 10 4
VL-3Q1.5 6 SW	6000	Black	1	6108 10 5
VL-3Q1.5 7 SW	7000	Black	1	6108 10 6
VL-3Q1.5 8 SW	8000	Black	1	6108 10 7
VL-3Q1.5 9 SW	9000	Black	1	6108 10 8
VL-3Q1.5 10 SW	10000	Black	1	6108 10 9
VL-3Q1.5 11 SW	11000	Black	1	6108 11 0
VL-3Q1.5 12 SW	12000	Black	1	6108 11 1
VL-3Q1.5 13 SW	13000	Black	1	6108 11 2
VL-3Q1.5 14 SW	14000	Black	1	6108 11 3
VL-3Q1.5 15 SW	15000	Black	1	6108 11 4

 3-wire connection cable, PVC, cross-section 1.5 mm², white

Type	Cable length	Colour	Pack.	Item No.
	mm		pcs	
VL-3Q1.5 1 W	1000	White	1	6108 12 5
VL-3Q1.5 2 W	2000	White	1	6108 12 6
VL-3Q1.5 3 W	3000	White	1	6108 12 7
VL-3Q1.5 4 W	4000	White	1	6108 12 8
VL-3Q1.5 5 W	5000	White	1	6108 12 9
VL-3Q1.5 6 W	6000	White	1	6108 13 0
VL-3Q1.5 7 W	7000	White	1	6108 13 1
VL-3Q1.5 8 W	8000	White	1	6108 13 2
VL-3Q1.5 9 W	9000	White	1	6108 13 3
VL-3Q1.5 10 W	10000	White	1	6108 13 4
VL-3Q1.5 11 W	11000	White	1	6108 13 5
VL-3Q1.5 12 W	12000	White	1	6108 13 6
VL-3Q1.5 13 W	13000	White	1	6108 13 7
VL-3Q1.5 14 W	14000	White	1	6108 13 8
VL-3Q1.5 15 W	15000	White	1	6108 13 9


 3-wire connection cable, halogen-free, cross-section 2.5 mm², white

Type	Cable length	Colour	Pack.	Item No.
	mm		pcs	
VL-3Q2.5 H1 W	1000	White	1	6108 47 5
VL-3Q2.5 H2 W	2000	White	1	6108 47 6
VL-3Q2.5 H3 W	3000	White	1	6108 47 7
VL-3Q2.5 H4 W	4000	White	1	6108 47 8
VL-3Q2.5 H5 W	5000	White	1	6108 47 9
VL-3Q2.5 H6 W	6000	White	1	6108 48 0
VL-3Q2.5 H7 W	7000	White	1	6108 48 1
VL-3Q2.5 H8 W	8000	White	1	6108 48 2
VL-3Q2.5 H9 W	9000	White	1	6108 48 3
VL-3Q2.5 H10 W	10000	White	1	6108 48 4
VL-3Q2.5 H11 W	11000	White	1	6108 48 5
VL-3Q2.5 H12 W	12000	White	1	6108 48 6
VL-3Q2.5 H13 W	13000	White	1	6108 48 7
VL-3Q2.5 H14 W	14000	White	1	6108 48 8
VL-3Q2.5 H15 W	15000	White	1	6108 48 9

Installation components for raised and cavity floors


Energy distributor and connection cables

3-wire connection cable, halogen-free, cross-section 2.5 mm², black




Type	Cable length mm	Colour	Pack. pcs	Item No.
VL-3Q2.5 H1 SW	1000	Black	1	6108 45 0
VL-3Q2.5 H2 SW	2000	Black	1	6108 45 1
VL-3Q2.5 H3 SW	3000	Black	1	6108 45 2
VL-3Q2.5 H4 SW	4000	Black	1	6108 45 3
VL-3Q2.5 H5 SW	5000	Black	1	6108 45 4
VL-3Q2.5 H6 SW	6000	Black	1	6108 45 5
VL-3Q2.5 H7 SW	7000	Black	1	6108 45 6
VL-3Q2.5 H8 SW	8000	Black	1	6108 45 7
VL-3Q2.5 H9 SW	9000	Black	1	6108 45 8
VL-3Q2.5 H10 SW	10000	Black	1	6108 45 9
VL-3Q2.5 H11 SW	11000	Black	1	6108 46 0
VL-3Q2.5 H12 SW	12000	Black	1	6108 46 1
VL-3Q2.5 H13 SW	13000	Black	1	6108 46 2
VL-3Q2.5 H14 SW	14000	Black	1	6108 46 3
VL-3Q2.5 H15 SW	15000	Black	1	6108 46 4

3-wire connection cable, PVC, cross-section 2.5 mm², white



Type	Cable length mm	Colour	Pack. pcs	Item No.
VL-3Q2.5 1 W	1000	White	1	6108 17 5
VL-3Q2.5 2 W	2000	White	1	6108 17 6
VL-3Q2.5 3 W	3000	White	1	6108 17 7
VL-3Q2.5 4 W	4000	White	1	6108 17 8
VL-3Q2.5 5 W	5000	White	1	6108 17 9
VL-3Q2.5 6 W	6000	White	1	6108 18 0
VL-3Q2.5 7 W	7000	White	1	6108 18 1
VL-3Q2.5 8 W	8000	White	1	6108 18 2
VL-3Q2.5 9 W	9000	White	1	6108 18 3
VL-3Q2.5 10 W	10000	White	1	6108 18 4
VL-3Q2.5 11 W	11000	White	1	6108 18 5
VL-3Q2.5 12 W	12000	White	1	6108 18 6
VL-3Q2.5 13 W	13000	White	1	6108 18 7
VL-3Q2.5 14 W	14000	White	1	6108 18 8
VL-3Q2.5 15 W	15000	White	1	6108 18 9


3-wire connection cable, PVC, cross-section 2.5 mm², black



Type	Cable length mm	Colour	Pack. pcs	Item No.
VL-3Q2.5 1 SW	1000	Black	1	6108 15 0
VL-3Q2.5 2 SW	2000	Black	1	6108 15 1
VL-3Q2.5 3 SW	3000	Black	1	6108 15 2
VL-3Q2.5 4 SW	4000	Black	1	6108 15 3
VL-3Q2.5 5 SW	5000	Black	1	6108 15 4
VL-3Q2.5 6 SW	6000	Black	1	6108 15 5
VL-3Q2.5 7 SW	7000	Black	1	6108 15 6
VL-3Q2.5 8 SW	8000	Black	1	6108 15 7
VL-3Q2.5 9 SW	9000	Black	1	6108 15 8
VL-3Q2.5 10 SW	10000	Black	1	6108 15 9
VL-3Q2.5 11 SW	11000	Black	1	6108 16 0
VL-3Q2.5 12 SW	12000	Black	1	6108 16 1
VL-3Q2.5 13 SW	13000	Black	1	6108 16 2
VL-3Q2.5 14 SW	14000	Black	1	6108 16 3
VL-3Q2.5 15 SW	15000	Black	1	6108 16 4


Installation accessories for energy distributor systems

Connector part, 3-pin, screw connection




Type	Pack. pcs	Item No.
ST-S GST18i3p SW	5	6108 05 4
ST-S GST18i3p W	5	6108 05 5

Connector part 3-pin, spring power connection




Type	Pack. pcs	Item No.
ST-F GST18i3p SW	5	6108 05 0
ST-F GST18i3p W	5	6108 05 1

Socket section 3-pin, screw connection




Type	Pack. pcs	Item No.
BT-S GST18i3p SW	5	6108 05 6
BT-S GST18i3p W	5	6108 05 7

Socket section 3-pin, spring power connection




Type	Pack. pcs	Item No.
BT-F GST18i3p SW	5	6108 05 2
BT-F GST18i3p W	5	6108 05 3

Connector part, 5-pin, screw connection




Type	Pack. pcs	Item No.
ST-S GST18i5p SW	5	6108 07 0

Socket section 5-pin, screw connection




Type	Pack. pcs	Item No.
BT-S GST18i5p SW	5	6108 07 2

T shaped distributor block, 3-pole




Type	Pack. pcs	Item No.
VB-T GST18i3p	5	6108 08 4

Distributor block, 3-pole



Type	Pack. pcs	Item No.
VB-3 GST18i3p	5	6108 08 0


Distributor block, 3-pole



Type	Pack. pcs	Item No.
VB-5 GST18i3p	5	6108 08 2


Lined body for cavity floor

Lined body for round installation unit of nominal size R4




Type	Pack. pcs	Item No.
SK HB R215	1	7404 40 0

Lined body for round installation unit of nominal size R7



Type	Pack. pcs	Item No.
SK HB R275	1	7404 40 4

Lined body for round installation unit of nominal size R9



Type	Pack. pcs	Item No.
SK HB R305	1	7404 40 8



Installation components for raised and cavity floors

Lined body for cavity floor

Lined body for rectangular installation unit of nominal size 4			
Type		Pack.	Item No.
		pcs	
SK HB 201X201		1	7425 60 0

Lined body for rectangular installation unit of nominal size 9			
Type		Pack.	Item No.
		pcs	
SK HB 245X245		1	7404 41 2

UFS

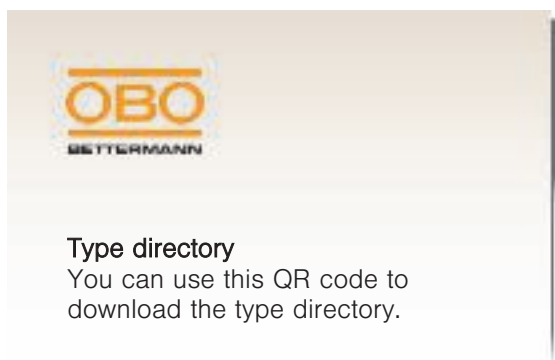


Directories





Directories



OBO
BETTERMANN

Type directory
You can use this QR code to download the type directory.



Alphabetical table of contents

see page 642

Numeric directory

see page 672

Terms and conditions of sale and delivery

see page 727



1

10 mm² series connectors, polypropylene, 41
16 mm² series connectors, polypropylene, 41

2

25 mm² series connectors, polypropylene, 41
2-component fire protection foam, 339
2-component mortar cartridge, 395
2x BNC connection, 1 module, slanting outlet, as 1:1, 537
coupling
2x BNC connection, 1 module, straight outlet, as 1:1, 537
coupling

3

30° bend, 100100, 421
30° bend, 220100, 422
30° bend, 50050, 421
30° vertical bend, falling, 100100, 422
30° vertical bend, falling, 220100, 423
30° vertical bend, falling, 50050, 421
30° vertical bend, rising, 100100, 422
30° vertical bend, rising, 220100, 423
35 mm² series connectors, polypropylene, 41
3-wire connection cable, halogen-free, cross-section 2.5, 562, 637
mm², black
3-wire connection cable, halogen-free, cross-section 2.5, 562, 636
mm², white
3-wire connection cable, PVC, cross-section 1.5 mm², 562, 636
black
3-wire connection cable, PVC, cross-section 1.5 mm², 562, 636
white
3-wire connection cable, PVC, cross-section 2.5 mm², 562, 637
black
3-wire connection cable, PVC, cross-section 2.5 mm², 562, 637
white

4

4 mm² series connectors, polyamide, 41
4 mm² series connectors, polypropylene, 41
45° angle connector, horizontal, 268, 271, 273, 312
45° angle connector, vertical, 273
45° bend, 373
45° bend, 100100, 421
45° bend, 220100, 422
45° bend, 300100, 423
45° bend, 50050, 421
45° Magic bend, 229, 232, 235, 238, 304-305, 323
45° mounting angle, 255, 308
45° vertical bend, falling, 358
45° vertical bend, falling, 100100, 422
45° vertical bend, falling, 220100, 423
45° vertical bend, falling, 300100, 424
45° vertical bend, falling, 50050, 423
45° vertical bend, rising, 358
45° vertical bend, rising, 100100, 422
45° vertical bend, rising, 220100, 423
45° vertical bend, rising, 300100, 424

6

6 mm² series connectors, polyamide, 41
6 mm² series connectors, polypropylene, 41

9

90° adjustable vertical bend, 232, 236, 239, 258, 260, 262, 305
90° bend, 257, 259, 261, 267-268, 270-271, 273, 287, 310, 313, 327-
328, 353, 369-370, 373, 377
90° bend for side height 110 mm, 245
90° bend for side height 60 mm, 245
90° bend, 100100, 421
90° bend, 220100, 422
90° bend, 300100, 423
90° bend, 50050, 421
90° bend, internal height 105 mm, 362

9

90° bend, internal height 50 mm, 361
90° elbow socket, PG thread, 51
90° Magic bend, 229, 232, 235, 238, 304-305, 323
90° mesh cable tray bend, 250
90° mounting angle, 255, 309
90° mounting bracket, 85
90° Quick pipe bend, 79
90° vertical bend, falling, 229, 232, 236, 239, 272, 305, 323
90° vertical bend, falling, 100100, 422
90° vertical bend, falling, 220100, 423
90° vertical bend, falling, 300100, 424
90° vertical bend, falling, 50050, 421
90° vertical bend, rising, 229, 232, 236, 239, 271, 305, 323
90° vertical bend, rising, 100100, 422
90° vertical bend, rising, 220100, 423
90° vertical bend, rising, 300100, 424
90° vertical bend, rising, 50050, 421

A

Ablation coating in a bucket, 337
Ablation coating in a cartridge, 337, 347, 382
Accessories for series terminal, 164
Accessory mounting box, 413
Accessory mounting box, double, 457, 461, 463, 465, 467, 469, 471,
473, 475, 477, 481-485, 512-513
Accessory mounting box, double, Modul 45, 513
Accessory mounting box, single, 457, 461, 463, 465, 467, 469, 471,
473, 475, 477, 481-485, 512-513
Accessory mounting box, single, Modul 45, 513
Accessory mounting box, triple, Modul 45, 513
ACO mounting support, system length 165 mm, 621
ACO mounting support, system length 208 mm, 621
Adapter expansion M - PG, 57
Adapter expansion PG - M, 57
Adapter for flat roof cable holder, 203
Adapter for switch installation rotated through 90°, 527
Adapter head plate, asymmetrical, 214, 216
Adapter head plate, symmetrical, 214, 216
Adapter PG-M, 51
Adapter plate, 215, 218
Adapter reduction M - PG, 57
Adapter reduction PG - M, 57
Adapter stabiliser for ISST70140, 496
Adapter stabiliser for ISST70140B, 497
Add-on corner, 267, 269, 312-313
Add-on tee, 267, 269, 353, 369, 373, 377
Add-on tee for side height 110 mm, 245
Adhesive clip, 64
Adhesive clip, no nail, 64
Adhesive tape, 339
Adhesive tapes for Flexkanal, 552
Adjustable connector, 230, 234, 237, 257, 259, 261, 267-268, 270-
271, 277, 296, 304, 310, 312-315, 322, 327-
328
Adjustable insulating beam – pipe, 202
Adjustable insulating beam – wall, 202
Adjustable vertical bend element, 229, 233, 236, 239
Aluminium empty housing Mx06 powder coated, 34
Aluminium empty housing Mx06 sandblasted, 34
Aluminium empty housing Mx08 powder coated, 34
Aluminium empty housing Mx08 sandblasted, 34
Aluminium empty housing Mx12 powder coated, 34
Aluminium empty housing Mx12 sandblasted, 34
Aluminium empty housing Mx15 powder-coated, 34
Aluminium empty housing Mx15 sandblasted, 34
Aluminium empty housing Mx16 powder-coated, 34
Aluminium empty housing Mx16 sandblasted, 34
Aluminium empty housing Mx17 powder-coated, 34
Aluminium empty housing Mx17 sandblasted, 34
Aluminium empty housing Mx24 powder-coated, 34
Aluminium empty housing Mx24 sandblasted, 34

A

Aluminium empty housing Mx36 powder-coated, 34
 Aluminium empty housing Mx36 sandblasted, 34
 Aluminium pipe bend, with thread, 78
 Aluminium pipe bend, without thread, 78
 Aluminium pipe connection sleeve, with thread, 78
 Aluminium pipe connection sleeve, without thread, 79
 Aluminium pipe, with thread, 78
 Aluminium pipe, without thread, 78
 Aluminium wall cover, closed, 70110, 492
 Aluminium wall cover, closed, 70130, 492
 Aluminium wall cover, closed, 70170, 492
 Aluminium wall cover, closed, 70210, 492
 Aluminium wall cover, closed, 90110, 492
 Aluminium wall cover, closed, 90130, 492
 Aluminium wall cover, closed, 90170, 492
 Aluminium wall cover, closed, 90210, 492
 Aluminium wall cover, open, 70110, 491
 Aluminium wall cover, open, 70130, 492
 Aluminium wall cover, open, 70170, 492
 Aluminium wall cover, open, 70210, 492
 Aluminium wall cover, open, 90110, 491
 Aluminium wall cover, open, 90130, 492
 Aluminium wall cover, open, 90170, 492
 Aluminium wall cover, open, 90210, 492
 Anchor bolt, 225, 302, 321
 Anchor rod, 395
 Anchor sleeve, 225
 Angle connector, 230, 234, 257, 259, 261, 267, 270, 277, 310, 312-314, 327-328, 377
 Angle profile, 220, 291, 302
 Angler spreading anchor, 112, 198
 Antenna connection, 1 module, TV / Radio / SAT,, 537
 antenna socket
 Aquasit cartridge, 30
 Aquasit cartridge pistol, 30
 AQUASIT mixer pipe, 30
 Armoured steel pipe bend, with thread, 77
 Armoured steel pipe bend, without thread, 78
 Armoured steel pipe connection sleeve, with thread, 77
 Armoured steel pipe connection sleeve, without thread, 78
 Armoured steel pipe, without thread, 78
 Armoured steel pipe, with thread, 77
 Articulated connector, 201, 240, 304
 Audio cinch connection, 1 module, slanting outlet, as 1:1 coupling
 Audio cinch connection, 1 module, slanting outlet, as 536 soldered connection
 Audio cinch connection, 1 module, straight outlet, as 1:1, 536 coupling
 Audio cinch connection, 1 module, straight outlet, as 536 soldered connection
 Audio/video cinch connection, 1 module, slanting outlet,, 537 as 1:1 coupling
 Audio/video cinch connection, 1 module, slanting outlet,, 537 as soldered connection
 Audio/video cinch connection, 1 module, straight outlet,, 537 as 1:1 coupling
 Audio/video cinch connection, 1 module, straight outlet,, 537 as soldered connection
 AZ channel, 315, 329
 AZ channel system 100, 295
 AZ channel system 150, 295
 AZ channel system 200, 295
 AZ channel system 300, 295
 AZ channel system 50, 295
 AZ duct adapter LED, 286

B

Balancer for VH up to 1.5 kg loads, 555, 557
 Balancer for VH up to 2.5 kg loads, 555, 557
 Barrier strip, 229, 233, 237, 239, 245, 249-250, 255, 257, 259, 261,

B

Barrier strip, 267-268, 270-271, 273, 303, 307, 310, 312-313, 322, 325, 327
 Barrier strip connector, 229, 233, 237, 239, 245, 249-250, 255, 257, 259, 261, 267-268, 270-271, 273, 303, 307, 310, 312-313, 322, 325, 327, 372, 374, 379
 Barrier strip for 105 mm internal height, 363
 Barrier strip for 50 mm internal height, 363
 Base clamp clip, double, 64
 Base clamp clip, single, 64
 Base for FangFix Junior, 183
 Base for FangFix system 10 kg, 184, 201
 Base for FangFix system 16 kg, 184, 201
 Base for FangFix system 16 kg for mounting the isFang, 186, 204 tripod
 Base plate, 189
 Base, Multibase + NPE with remote signalling, 130, 138
 Basic protection for 4-wire information technology, 161 systems with RJ45
 Basic protection for two-core systems with HF, 162 applications 120 V
 Battery-operated cartridge pistol, 339
 Beam clamp, 85, 218, 255
 Beam clamp for cable ladders, 263, 310
 Beam clamp, for installation strip, 83
 Beam clamp, for pipes, 84
 Beam clamp, for threaded rod, 83
 Beam clamp, gland hole, 83
 Beam clamp, horizontal, 308
 Beam clamp, horizontal BFK 153, 218
 Beam clamp, horizontal BFK 187, 218
 Beam clamp, profile 1268, 85
 Beam clamp, V2A, 85
 Beam clamp, V4A, 85
 Beam clamp, vertical, 307
 Beam clamp, vertical BFK 132, 218
 Beam clamp, vertical BFK 166, 218
 Beam clamp, with cable tie, 83
 Beam clamp, with female thread, 83
 Beam clamp, with strap, 84
 Beam clamp, with threaded bolt, 83
 Beam clamping, 253
 BEF/F floor covering cassette for UZD250-3, 605
 BEF/F floor covering cassette for UZD350-3, 605
 Befestigungsschelle, mittel, Alu, 70
 Bend 90 °, 292
 Bi-metal roof gutter clamp for all bead thicknesses, 194
 Bi-metal separating piece for Rd 8-10 and FL 30 mm, 196
 Bi-metal separating piece for Rd 8-10 and FL 30-40, 196 mm
 BKK basic profile, 315
 BKK basic profile, standard, 296
 BKS clamp clip, 62
 Blanking cover for dry-care floors with floor covering, 627 recess
 Blanking cover for dry-care floors without floor covering, 627 recess
 Blanking cover for Modul 45® installation opening, 618, 621
 Blanking cover for mounting support, 620
 Blanking cover for round installation opening, 618, 621
 Blanking cover for service outlets and cassettes,, 621 system length 165 mm
 Blanking cover for service outlets and cassettes,, 621 system length 208 mm
 Blanking cover for wet-care floors without floor covering, 627 recess
 Blanking cover with labelling panel, 1/2 module, 528
 Blanking cover, 1 module, 528
 Blanking cover, 1/2 module, 528
 Blanking disc, 627
 Blanking lid, 595
 Blanking lid 250-3 for GESR4, 569

B

Blanking lid 250-3 for GESRM2, 569
 Blanking lid for carpet protection frame and floor, 590
 covering contact frame
 Blanking lid for UZD350-3, 570
 Blanking lid T-junction connector, 596
 Blanking lid, branch trunking, 596
 Blanking lid, external corner, 595
 Blanking lid, heavy-duty 250-3/4, 569
 Blanking lid, heavy-duty 250-3R4, 569
 Blanking lid, internal corner, 595
 Blanking lid, moisture-protected, for UZD250-3, 569
 Blanking lid, moisture-protected, for UZD350-3, 570
 Blanking lid, T branch, 595
 Blanking lock of cable outlet opening in raised floor, 627
 Blanking plate, 590
 Blanking lid 250-3 for GES2, 569
 Blanking lid 250-3 for GES4, 569
 Blanking lid 250-3 for GES6, 569
 Blanking lid 250-3 for GES9, 569
 Blind lid for UZD250-3, 569
 Blind plate for Telitank mounting opening, 571
 BNC connection, 1 module, slanting outlet, as 1:1, 537
 coupling
 BNC connection, 1 module, straight outlet, as 1:1, 537
 coupling
 Bolt cutter, 253
 Bolt for barrier strip and fittings, 363
 Bolt for cable fastening, 361, 363
 Bolt for connector, 363
 Bolt for trapezoidal ceiling bracket, 299
 Bolt for trapezoidal fastening, 287
 Bolt tie, 113, 321, 335, 345, 361, 363, 388, 395, 568
 Bonding base, 189
 Bonding base including industrial bonding pad, 189
 Bottom end plate, 241, 306
 Box cover, 37
 BP earthing rod, 177
 BP earthing rod with copper sheath, 177
 Brass spreading anchor, 112
 Bridging cable, 195
 Bundle clip, 107

C

C mesh cable tray, 308
 C mesh cable tray CGR, 255
 Cable and pipe spacer clip, 68
 Cable and pipe spacer clip 732, 386
 Cable and pipe spacer clip 733, 386
 Cable and pipe spacer clip, aluminium, 68
 Cable and pipe spacer clip, V2A, 68
 Cable and pipe spacer clip, V4A, 68
 Cable bracket for flat conductor, 180
 Cable bracket for Rd 8–10 and FL 30, 180
 Cable bracket with crossbar FL 30 mm, with round pin, 189
 Cable bracket with crossbar FL, 30 mm mounting height, 189
 Cable bracket with crossbar Rd 8–10 mm, 189
 Cable bracket with crossbar Rd 8–10 mm, with square, 189
 pin
 Cable bracket with crossbar Rd 8–10 mm, with wood, 189
 screw thread
 Cable bracket with hinged crossbar Rd 8–10 mm, 189
 Cable bracket with hinged crossbar Rd 8–10, 30 mm, 189
 mounting height
 Cable bracket, Rd 8–10 mm with bonding base, 189
 Cable bracket, trunking height 100, 431
 Cable bracket, trunking height 150, 431
 Cable bracket, trunking height 200, 431
 Cable bracket, trunking height 60, 431
 Cable clamp for ceiling mounting, 357, 359
 Cable clamp for wall mounting, 358
 Cable clip, 65

C

Cable coil, 339, 343
 Cable connection sleeve, 33
 Cable connector and joint cover for lower part, 448, 451
 Cable eye stiffener, 74
 Cable eye stiffener V4A, 74
 Cable gland with locknut as a set, 392
 Cable gland, EMC spring contact, metric, 55
 Cable gland, EMC, metric, 55
 Cable gland, EX area, long PG thread, 46
 Cable gland, EX area, metric thread, 46
 Cable gland, EX area, PG thread, 46
 Cable gland, long metric thread, 45, 55
 Cable gland, long PG thread, 46, 55-56
 Cable gland, M cutting ring, 55
 Cable gland, metric thread, 45, 48, 55
 Cable gland, metric thread with multi-way seal insert, 45
 Cable gland, metric thread, extra long, 45
 Cable gland, metric thread, set with locknut, 45
 Cable gland, metric thread, UV-resistant, 45
 Cable gland, metric thread, with reducing seal insert, 45
 Cable gland, PG cutting ring, 55
 Cable gland, PG strain relief, 48, 56
 Cable gland, PG thread, 46, 48, 55
 Cable gland, PG thread, set with locknut, 76
 Cable gland, short metric thread, 45, 48
 Cable gland, short PG thread, 46, 48
 Cable gland, small sealing ring, M, 55
 Cable gland, small sealing ring, PG, 56
 Cable junction box T 100 NL, strain relief inlet, 28
 Cable junction box T 100 with elevated cover, 27
 Cable junction box T 100 with elevated cover, 27
 Cable junction box T 100 with elevated transparent, 27
 cover
 Cable junction box T 100, plug-in seal and terminal strip, 25
 Cable junction box T 160 with elevated cover, 27
 Cable junction box T 160 with elevated cover, 27
 Cable junction box T 160 with elevated transparent, 27
 cover
 Cable junction box T 160 with elevated transparent, 27
 cover
 Cable junction box T 160, plug-in seal and terminal strip, 25
 Cable junction box T 25, plug-in seal and terminal strip, 25
 Cable junction box T 250 with elevated cover, 27
 Cable junction box T 250 with elevated cover, 27
 Cable junction box T 250 with elevated transparent, 28
 cover
 Cable junction box T 250, plug-in seal and terminal strip, 25
 Cable junction box T 350 with elevated cover, 27
 Cable junction box T 350 with elevated cover, 27
 Cable junction box T 350 with elevated transparent, 28
 cover
 Cable junction box T 350, plug-in seal and terminal strip, 25
 Cable junction box T 40 NL, strain relief inlet, 28
 Cable junction box T 40 pre-embossed, 28
 Cable junction box T 40 pre-embossed and with, 28
 terminal block
 Cable junction box T 40, plug-in seal and terminal strip, 25
 Cable junction box T 60 NL, strain relief inlet, 28
 Cable junction box T 60 pre-embossed and 3 cable, 28
 glands
 Cable junction box T 60 pre-embossed and with, 28
 terminal block
 Cable junction box T 60 pre-embossed, 28
 Cable junction box T 60 with elevated cover, 27
 Cable junction box T 60 with elevated transparent cover, 27
 Cable junction box T 60, plug-in seal and terminal strip, 25
 Cable ladder, 370, 377
 Cable ladder LG 110, 261
 Cable ladder LG 45, 257
 Cable ladder LG 60, 310, 327
 Cable ladder LG 60 NS, 259

C

Cable ladder LG 60 VS, 259
 Cable ladder SLG 45, 257
 Cable ladder with Z rung, light duty, 292
 Cable ladder with Z rung, standard, 292
 Cable ladder, light duty, 292
 Cable ladder, standard, 292
 Cable lock, 75
 Cable outlet for 3-11 mm cross-section, 528
 Cable outlet, locknut, brass, 359
 Cable outlet, multiple sealing ring for V-Tec, 359
 Cable protection ring, 233, 286, 295, 315, 329
 Cable routing clip for GESR9 SR U, 600
 Cable tie, UV and weather-resistant, 73
 Cable ties, 73
 Cable tray BKRS side height 110 mm, 246
 Cable tray EKS, 233
 Cable tray IKS-Magic®, 231
 Cable tray MKS-Magic®, 231, 235, 238, 303
 Cable tray MKS-Magic®, unperforated, 231, 235, 238, 303
 Cable tray RKSM 60, 353
 Cable tray RKS-Magic®, 229, 231, 303, 369, 373
 Cable tray SKS, 377
 Cable tray SKS 60, 353
 Cable tray SKS-Magic®, 231, 235, 238, 303, 322
 Cable tray SKS-Magic®, unperforated, 231, 235, 238, 303
 Cable tray SKSU 110, 245
 Cable tray SKSU 60, 245
 Cable tray, marine standard, 292
 Calcium silicate plate, 335, 337, 339, 341, 343
 Calyx for hole saw US80, 628
 Card reader PCS-CS..., 169
 Care agent for cassette seal and tube body seal, 609, 615
 Care agent for tube body seal, 601
 Carpet protection frame, 590
 Cassettes, 577
 Casting compound, 349
 Cavity ceiling anchor, 225
 Cavity ceiling tie, 395
 Cavity wall accessory socket, 38
 Cavity wall accessory socket, 1.5x, 539
 Cavity wall accessory socket, double, 539
 Cavity wall accessory socket, single, 539
 Cavity wall accessory socket, triple, 540
 Cavity wall accessory socket, wind-proof, 38
 Cavity wall accessory/connection socket, 38
 Cavity wall accessory/connection socket, single, 539
 Cavity wall accessory/connection socket, wind-proof, 38
 Cavity wall connection box, 38
 Cavity wall connection socket with cover, 38
 Cavity wall double accessory socket, 2x single, 539
 Cavity wall, double accessory socket, 38
 CEE accessory mounting box, 414
 CEE adapter flange 16 A, 414
 CEE adapter flange 32 A, 414
 CEE connection unit, 16 A, 556, 558
 CEE connection unit, 32 A, 556, 558
 CEE cover plate for fitted plug, 37
 CEE installation box, 38
 Ceiling bracket, 210, 287, 319, 374
 Ceiling bracket, trapezoidal, 209, 287, 299
 Ceiling bracket, variable, 209, 287
 Ceiling brackets, 319
 Ceiling fastening for service poles, 510
 Ceiling hook, 114, 209, 287
 Ceiling outlet, 74
 Ceiling panel for ISS110100F, 505
 Ceiling panel for ISS110100R, 504
 Ceiling panel for ISS140100F, 507
 Ceiling panel for ISS140100R, 506

C

Ceiling panel for ISS140110, 501
 Ceiling panel for ISSDM45F, 509
 Ceiling panel for ISSDM45R, 508
 Ceiling panel for ISSRM45, 502
 Ceiling panel for ISSRM45F, 503
 Ceiling panel for ISST70140, 496
 Ceiling panel for ISST70140B, 497
 Ceiling rosette for ISSOG70140, 498
 Ceiling rosette for ISSOG70140F, 499
 Central hanger, 288, 308, 326
 Central suspension, 252
 Central suspension for cable tray MAH, 209
 Central suspension for cable tray MAH 35, 209
 Central suspension for cable tray MAH 60, 209
 Central suspension, universal, 209, 263
 Centring sleeve, 225
 Centring sleeve for porous concrete, 396
 Changeover switch, 1 module, 527
 Changeover switch, 1/2 module, 527
 Changeover switch, 1/2 module, can be lit with LED, 527
 element
 Chuck jaw, heavy-duty TKH, 218
 Chuck jaw, heavy-duty TKH, for CPS 5 and MS 41 18,-, 95
 22 mm slot width
 Chuck jaw, heavy-duty TKS, 95, 218
 Chuck jaw, light-duty TKH, 218
 Chuck jaw, light-duty TKH, for CPS 4 and MS 41 18,-, 95
 22 mm slot width
 Chuck jaw, light-duty TKS, 95, 218
 Circular band saw for Deskbox DBV, 549
 Clamp, 251, 255, 307-309, 489
 Clamp clip, double, metal pressure trough, 105, 381, 385
 Clamp clip, double, plastic pressure trough, 107
 Clamp clip, fastening earthing strips, 105
 Clamp clip, hammer-head base, 3x single-wire, 107
 connection
 Clamp clip, round profiles/pipes, 107
 Clamp clip, screen connection, 103
 Clamp clip, single metal pressure trough, 385
 Clamp clip, single, metal pressure trough, 106, 381, 385
 Clamp clip, single, metal pressure trough V4A, 106
 Clamp clip, single, plastic pressure trough, 107
 Clamp clip, triple metal pressure trough, 385
 Clamp clip, triple, metal pressure trough, 104, 381
 Clamp clip, triple, plastic pressure trough, 105
 Clamp clip, U base, 3x single-wire connection, 107
 Clamp fastening, 495
 Clamp lock for strip earthing clip, 172
 Clamp clips for screen connection, 176
 Clamping angle, 218, 301
 Clamping angle KWH, 218
 Clamping angle KWS, 95, 218
 Clamping block for Rd 16 mm, 190
 Clamping block for Rd 8-10 mm, 190
 Clamping device, 512
 Clamping lug for clamp fastening system, 95
 Clamping piece, 255, 263, 270, 273, 325, 328, 354, 369-370, 374,
 377
 Clamping piece for barrier strip fastener in RKSM, 229, 233, 303, 322
 Clamping profile KWH for CPS 5, 22 mm slot width, 95
 Clamping shoe, 194
 Classic stand for floor plate, 512
 Cleaning cloth, 204
 Click-snap clip, 62
 Clip branch terminal, 176
 Clip cable tie, 1 chamber, 65
 Clip cable tie, 2 chambers, 65
 Closed cable routing trunking 100100 with cover, 421
 Closed cable routing trunking 100100 without cover, 421
 Closed cable routing trunking 220100 with cover, 422

C

Closed cable routing trunking 220100 without cover, 422
 Closed cable routing trunking 300100 with cover, 423
 Closed cable routing trunking 300100 without cover, 423
 Closed cable routing trunking 50050 with cover, 421
 Closed spark gap with lightning current carrying, 167
 capability
 Coating compound for cable exit, 359
 Coaxial protection device for 7/16 connection:, 160
 male/female
 Coaxial protection device for BNC connection:, 160
 female/female
 Coaxial protection device for BNC connection:, 160
 male/female
 Coaxial protection device for BNC connection:, 160
 male/male
 Coaxial protection device for F connection:, 160
 female/female
 Coaxial protection device for F connection: male/female, 160
 Coaxial protection device for N connection:, 160
 female/female
 Coaxial protection device for N connection: male/female, 160
 Coaxial protection device for SAT and cable multiswitch, 160
 Coaxial protection device for SMA connection:, 160
 female/female
 Coaxial protection device for TNC connection:, 160
 male/female
 Coaxial protection devices for S-UHF connection:, 160
 female/female
 Coaxial protection devices for S-UHF connection:, 160
 male/female
 Collision guard for BKRS, 246
 Collision guard for industrial pole, 510
 Column foot, 296
 CombiController V50 base, 127
 CombiController V50 base with remote signalling, 127
 Combination arrester for 10Base2-/10Base5 networks, 160
 Combination arrester for 4-wire information technology, 161
 systems with RJ45
 Combination arrester upper part, 124
 Combination arrester upper part 280 V, 127, 129
 Combination arrester upper part 320 V, 129
 Combination arrester upper part 385 V, 130
 Combination arrester upper part 150 V, 127, 129
 Combination arrester V50, 1-pole + NPE 280 V, 132
 Combination arrester V50, 1-pole + NPE with FS 280 V, 132
 Combination arrester V50, 2-pole + NPE 280 V, 132
 Combination arrester V50, 3-pole + NPE 280 V, 132
 Combination arrester V50, 3-pole + NPE with FS 280 V, 132
 Combination arrester V50, 3-pole 280 V, 132
 Combination arrester V50, 3-pole with FS 280 V, 132
 Combination arrester V50, 4-pole 280 V, 132
 Combination arrester V50, 4-pole with FS 280 V, 132
 Combination arrester, 1-pole, 123, 128
 Combination arrester, 1-pole + NPE, 128
 Combination arrester, 1-pole + NPE with remote, 128
 signalling
 Combination arrester, 1-pole NPE, 123, 128
 Combination arrester, 1-pole with function display, 123
 Combination arrester, 2-pole, 128
 Combination arrester, 2-pole + NPE, 128
 Combination arrester, 3-pole, 123, 128-129
 Combination arrester, 3-pole + NPE, 123, 128-129
 Combination arrester, 3-pole + NPE with function, 123
 display
 Combination arrester, 3-pole + NPE with remote, 129
 signalling
 Combination arrester, 3-pole + NPE, with acoustic, 128
 signalling
 Combination arrester, 3-pole with function display, 123
 Combination arrester, 3-pole with remote signalling, 129
 Combination arrester, 3-pole, with acoustic signalling, 129
 Combination arrester, 4-pole, 129

C

Combination arrester, 4-pole in housing with remote, 129
 signalling
 Combination arrester, 4-pole with remote signalling, 129
 Combination arrester, 4-pole, with acoustic signalling, 129
 Combination arrester, 4-pole, with voltage monitoring, 129
 Combination protection device for ISDN, 159
 Combination protection device for ISDN RJ11, 159
 Combination protection device for ISDN RJ45, 159
 Combination protection for two-core systems with HF, 162
 applications 24 V
 Combination protection for two-core systems with HF, 162
 applications 5 V
 Compact surge arrester with remote signalling, 147
 Complete device insert – GE2 without flooring cut-out,, 629
 with protective contact socket
 Complete photovoltaic block V20, 1000 V DC, 155
 Complete photovoltaic block V20, 1000 V DC with IR, 155
 Complete photovoltaic block V20, 600 V DC, 155
 Complete photovoltaic block V20, 600 V DC with IR, 155
 Complete photovoltaic block V25, 900 V DC, 155
 Complete photovoltaic block V25, 900 V DC with IR, 155
 Complete photovoltaic block V50, 600 V DC, 155
 Complete photovoltaic block V50, 600 V DC with IR, 155
 Complete set, 367
 Complete unit, single, as expansion module, 2, 541
 protective contact sockets with control light
 Complete unit, triple, 2x2 protective contact sockets, 541
 with control light, 1x data technology support
 Component video connection, 1 module, slanting outlet,, 537
 as 1:1 coupling
 Component video connection, 1 module, slanting outlet,, 536
 as soldered connection
 Component video connection, 1 module, straight outlet,, 537
 as 1:1 coupling
 Component video connection, 1 module, straight outlet,, 536
 as soldered connection
 Compressed-air tap for industrial pole, 511
 Concealed accessory box, 37
 Concealed accessory socket Modul 45, double, 38
 Concealed accessory socket Modul 45, single, 38, 539
 Concealed accessory socket Modul 45, triple, 38
 Concealed accessory socket, 1.5x, 539
 Concealed accessory socket, double, 539
 Concealed accessory socket, triple, 540
 Concealed accessory/connection box, 37
 Concealed accessory/connection socket, 37
 Concealed accessory/connection socket with nail strap, 37
 Concealed connection box, 37
 Concealed device/connection socket, single, 539
 Concrete block for FangFix system 10 kg, 184, 201
 Concrete block for FangFix-System 16 kg, 186, 201, 204
 Conduit take-off bracket, 252
 Conical drill, 225
 Conical drill for porous concrete, 396
 Connecting bridge, 124
 Connecting bridge for V10 Compact 200 mm, 147
 Connecting bridge for V10 Compact 400 mm, 147
 Connecting bridge, Multibase base, 130
 Connection adapter, GST18i, straight, 524
 Connection adapter, socket, Modul 45connect®, 524
 Connection adapter, straight, connector part, 524
 Connection adapter, straight, socket part, 524
 Connection adapter, U-shaped, connector part, 524
 Connection and bridging component, 195
 Connection and end piece, 191
 Connection and end piece with connector, 191
 Connection and end piece with connector and pressure, 192
 trough
 Connection and end piece, DIN version, 191
 Connection and expansion strip, 195
 Connection cable, 287

C

Connection clip, 197
 Connection clip for earthing rod on flat conductor, 178
 Connection clip for earthing rod or cables, 178
 Connection clip for earthing rod to round cables Rd, 178
 8–10
 Connection clip for earthing rod, universal, 178
 Connection component, 195, 370, 377
 Connection component, sloping, 378
 Connection element, 202
 Connection element 38 mm, 593
 Connection element for installation in the insulated, 203
 interception rod isFang IN
 Connection joint, 201
 Connection piece, 195, 201
 Connection piece with double cover element, 196
 Connection plate for one isCon® cable, 204
 Connection plate for two isCon® cables, 204
 Connection plate with 1 hole, 96
 Connection plate with 1 hole, V2A, 97
 Connection plate with 1 hole, V4A, 97
 Connection plate with 2 holes, 96
 Connection plate with 2 holes, V2A, 97
 Connection plate with 2 holes, V4A, 97
 Connection plate with 3 holes, 96
 Connection plate with 3 holes, V2A, 97
 Connection plate with 3 holes, V4A, 97
 Connection plate with 4 holes, 96
 Connection plate with 4 holes, V2A, 97
 Connection plate with 4 holes, V4A, 97
 Connection plate with 5 holes, 96
 Connection plate with 5 holes, V2A, 97
 Connection plate with 5 holes, V4A, 97
 Connection plate, L-shaped, 96
 Connection plate, L-shaped, V2A, 98
 Connection plate, L-shaped, V4A, 98
 Connection plate, T-shaped, 96
 Connection plate, T-shaped, V2A, 98
 Connection plate, T-shaped, V4A, 98
 Connection plate, X-shaped, 96
 Connection plate, X-shaped, V2A, 98
 Connection plate, X-shaped, V4A, 98
 Connection profile for trunking width 170 mm, 489
 Connection profile for trunking width 210 mm, 489
 Connection shackle, 567, 589-590
 Connection sleeve, 114, 209, 287, 372, 379
 Connection sleeve V2A, 114
 Connection strap for Parex spark gap, 167
 Connection terminal for reinforced steels, 180
 Connection terminal for round cable, 180
 Connection terminal for through-wiring, 130, 138, 148
 Connection terminal to 14 mm, 193
 Connection terminal, equipotential bonding, Rd 16 mm, 176, 194
 Connection terminal, equipotential bonding, Rd 8–10, 176, 194
 mm
 Connection thread sealing ring, metric, 51, 57
 Connection thread sealing ring, PG, 51, 57
 Connector, 96, 257, 259, 261, 292, 310, 354, 357-358, 369, 373-374
 Connector for cables RST 20i3, female, 285
 Connector for cables RST 20i3, male, 285
 Connector for corner mounting, 358
 Connector for RKSM, 353
 Connector for SKS, 353
 Connector for supply duct, 581
 Connector for suspended mounting, 363
 Connector for trunking unit with brush bar, 581
 Connector part 3-pin, spring power connection, 561, 637
 Connector part, 3-pin, screw connection, 561, 637
 Connector part, 5-pin, screw connection, 561, 637
 Connector Rd 8–10 mm, single, 191

C

Connector screw, 359
 Connector set, 362
 Connector, Rd 8–10 mm with M10 thread, 191
 Connector, Rd 8–10 mm with pressure trough, 191
 Connector, Rd 8–10 mm, double, 191
 Connector, Rd 8–10 mm, double, with pressure trough, 191
 Connector, Rd 8–10 mm, single, 191
 Connector, Rd 8–10 mm, triple, 191
 Construction and suspension profile, 221, 291
 Construction clamp to 20 mm, 193
 Construction set for 90° angle to left, height 40–150 mm, 576
 Construction set for 90° angle to left, height 40–240 mm, 576
 Construction set for 90° angle to right, height 40–150, 576
 mm
 Construction set for 90° angle to right, height 40–240, 576
 mm
 Construction set for trunking T branch and intersection, 576
 Contact strip for 1801 VDE, 171
 Control bend with thread, 79
 Control bend without thread, 79
 Convection grid profile, 490
 Convector panelling, 490
 Copper bridges with step width 17.6 mm, 148
 Copper bridges with step width 53.4 mm, 148
 Copper cable, 175, 183
 Copper flat conductor, 175
 Cord outlet for raised floor for dry-care floor, 627
 Cord outlet for raised floor for wet-care floor, 627
 Cord outlet SAK-2, stainless steel, 608
 Corner connector, 230, 234, 237, 240, 251, 304, 308, 322, 325
 Corner panel T4L/T8NL, vaulted inwards, 624
 Corner panel T4L/T8NL, vaulted outwards, 624
 Corner plate, 263
 Corner seat, 215
 Counter plate, 223
 Counter sleeve, 283
 Counter-sunk head screw I120/E90, 360
 Counter-sunk head screw I90/E30, 360
 Counter-trough, metal V2A, universal, 108
 Counter-trough, metal, universal, 108
 Counter-trough, plastic 16–17 mm slot width, 108
 Counter-trough, plastic, universal, 108
 Coupling, 457, 477
 Coupling 100100, 421
 Coupling 220100, 422
 Coupling 300100, 423
 Coupling 50050, 421
 Coupling pins, 490
 Coupling, trunking depth 90 mm, 467
 Coupling, trunking height 70 mm, 461, 463, 465, 467, 469, 471, 473,
 475, 481-484
 Coupling, trunking height 90 mm, 461, 463, 465, 469, 471, 473, 475,
 482, 484-485
 Cover, 242, 252, 263, 272-273, 295, 306, 308, 323, 414, 449, 452,
 481-485, 510
 Cover adapter, 487
 Cover butt seal, 581
 Cover clamp, 242, 295
 Cover clamp, universal, 241, 252, 306, 308, 323
 Cover clip, 414
 Cover clip, halogen-free 110, 419
 Cover clip, halogen-free 150, 419
 Cover clip, halogen-free 60, 419
 Cover clip, halogen-free 90, 419
 Cover fastening screw, 570
 Cover for 45° Magic bend, 242, 306, 324
 Cover for 90° bend, 272, 287
 Cover for 90° bend, 264
 Cover for 90° Magic bend, 242, 306, 324
 Cover for 90° vertical bend, falling, 243, 306, 324

C

Cover for 90° vertical bend, falling, side height 110, 243
 Cover for 90° vertical bend, falling, side height 35, 243
 Cover for 90° vertical bend, falling, side height 60, 243, 306, 324
 Cover for 90° vertical bend, falling, side height 85, 243
 Cover for accessory mounting box, trunking height 110, 413 mm
 Cover for add-on tee, 272
 Cover for BigBar equipotential bonding rail, 172
 Cover for BKRS, 246
 Cover for cross-over, 287
 Cover for double accessory mounting box, trunking, 413 height 110 mm
 Cover for double accessory mounting box, trunking, 413 height 130 mm
 Cover for double accessory mounting box, trunking, 413 height 150 mm
 Cover for double accessory mounting box, trunking, 414 height 170 mm
 Cover for double accessory mounting box, trunking, 414 height 210 mm
 Cover for junction box T 100, perforated without Schuko, 31 sockets
 Cover for Magic add-on tee, 243, 306, 324
 Cover for Magic cross-over, 243, 306, 324
 Cover for Magic tee, 243, 306, 324
 Cover for motor connection column, 296
 Cover for single accessory mounting box, trunking, 413 height 110 mm
 Cover for single accessory mounting box, trunking, 413 height 130 mm
 Cover for single accessory mounting box, trunking, 413 height 150 mm
 Cover for single accessory mounting box, trunking, 413 height 170 mm
 Cover for spaced fitting, 264, 277, 311, 313, 327
 Cover for spaced fitting, 272
 Cover for tee, 264, 272, 287
 Cover for triple accessory mounting box, trunking height, 413 130 mm
 Cover for triple accessory mounting box, trunking height, 413 150 mm
 Cover for triple accessory mounting box, trunking height, 414 170 mm
 Cover for variable Magic bend, 242, 306, 324
 Cover frame AR45, double, 543
 Cover frame AR45, double, with labelling panel for, 543 horizontal device installation
 Cover frame AR45, double, with labelling panel for, 543 vertical device installation
 Cover frame AR45, single, 543
 Cover frame AR45, single, with labelling panel for, 543 horizontal device installation
 Cover frame AR45, single, with labelling panel for, 543 vertical device installation
 Cover frame AR45, triple, 543
 Cover frame AR45, triple, with labelling area for vertical, 543 device installations
 Cover frame AR45, triple, with labelling panel for, 543 horizontal device installation
 Cover frame AR50, single, 544
 Cover frame, 1.5x, for 1.5-module devices, 539
 Cover frame, 1.5x, for 1-module devices, 539
 Cover frame, 2x single, 539
 Cover frame, 2x single, with separating retainer, 541
 Cover frame, 3x single, 539
 Cover frame, double, 540
 Cover frame, double, for protective equipment, 541 installation
 Cover frame, double, with seat for one glow lamp, 541 element
 Cover frame, single, 539
 Cover frame, single, for 1/2-module devices, 539
 Cover frame, triple, 540
 Cover hood for 1801 VDE, 171

C

Cover hood for 1809, 171
 Cover incl. turn buckle, 315
 Cover incl. turn-buckle, 288, 295, 306, 310
 Cover incl. turn-buckles, 313
 Cover plate for mounting box GB2, blank, 617
 Cover plate for mounting box GB2, Modul 45®, 617 installation opening
 Cover plate for mounting box GB2, round installation, 617 opening for EK device
 Cover plate for mounting box GB2, round installation, 617 opening for EKR device
 Cover plate for mounting box GB2, with installation, 617 opening for EKR device, with screw fastening
 Cover plate for mounting box GB3, blank, 582, 617
 Cover plate for mounting box GB3, Modul 45®, 582, 618 installation opening
 Cover plate for mounting box GB3, round installation, 582, 618 opening for EK device
 Cover plate for mounting box GB3, round installation, 582, 618 opening for EKR device
 Cover plate for mounting box GB3, with installation, 582, 618 opening for EKR device, with screw fastening
 Cover plate VH, for 1x extension socket, type ASD, 556
 Cover plate VH, for CEE connection unit, 557
 Cover plate VH, for EK and EKR devices, 555
 Cover plate VH, for Modul 45 devices, double, 556
 Cover plate VH, for Modul 45 devices, single, 556
 Cover plate VHF as blanking cover, 557
 Cover plate VHF for protective equipment installation, 557
 Cover plate VHF, for 1x extension socket, type ASD, 557
 Cover plate VHF, for 1x extension socket, type ASD, 557 and 1x CEE connection
 Cover plate VHF, for 2x extension socket, type ASD, 557
 Cover plate VHF, for CEE connection unit, 557
 Cover plate, Telitank T12L, blank, 624
 Cover plate, Telitank T12L, blank, for lengthwise side, 624
 Cover plate, Telitank T12L, installation opening for CEE, 625 device with 60 mm fastening track
 Cover plate, Telitank T12L, Modul 45 installation, 624 opening
 Cover plate, Telitank T12L, round installation opening, 625 for EKR device
 Cover plate, Telitank T4B, blank, 623
 Cover plate, Telitank T4B, installation opening for CEE, 623 device with 60 mm fastening track
 Cover plate, Telitank T4B, Modul 45 installation opening, 623
 Cover plate, Telitank T4B, round installation opening for, 623 EK device
 Cover plate, Telitank T4B, round installation opening for, 623 EKR device
 Cover plate, Telitank T4L/T8NL, blank, 623
 Cover plate, Telitank T4L/T8NL, installation opening for, 624 CEE device with 60 mm fastening track
 Cover plate, Telitank T4L/T8NL, Modul 45 installation, 624 opening
 Cover plate, Telitank T4L/T8NL, round installation, 623 opening for EKR device, for lengthwise side
 Cover plate, Telitank T4L/T8NL, round installation, 623 opening for EKR device, for narrow side
 Cover Rapid 80, opal, smooth, 489
 Cover screen, 495
 Cover support for BKRS, 246
 Cover with channelled sheet for 90° bend, 100-300 mm, 246
 Cover with channelled sheet for 90° bend, 400-600 mm, 246
 Cover with channelled sheet for add-on tee, 100-300, 246 mm
 Cover with channelled sheet for add-on tee, 400 - 600, 246 mm
 Cover with corrugated sheet, 246
 Cover with turn buckle, 242
 CP empty housing, 561
 CP support plate, as blanking cover, 561
 CP support plate, as cable outlet, 561

C

CP support plate, for Modul 45® devices, double, 561
 CP universal cable RJ45, cat. 6, shielded, type RM, 531
 CP universal cable RJ45, cat. 6, unshielded, type RM, 531
 CP universal cable RJ45, cat. 6A (ISO), shielded, type, 531
 C
 CP universal cable RJ45, cat. 6A (ISO), unshielded,, 531
 type C
 Cross switch, 1 module, 527
 Crossbar for equipotential bonding rail, 172
 Crossbar for Rd 8–10 mm, 190
 Crossbar, round cables and interception rods 16 mm, 190
 Cross-connector for flat conductor, 179
 Cross-connector for flat conductor, with intermediate, 179
 plate
 Cross-connector for flat conductors and round cables, 179
 Cross-connector for Rd 8–10 x Rd 16 mm, 193
 Cross-connector for round cables and flat conductors, 192
 Cross-connector for round cables and flat conductors, 192
 DIN
 Cross-connector for round cables, Rd 8–10, 179
 Cross-connector for round cables, Rd 8–10 x Rd 16, 179
 Cross-connector Rd 8–10 mm, 192
 Cross-connector Rd 8–10 mm, wide version, 192
 Cross-connector with intermediate plate for Rd 8–10, 192
 mm
 Cross-connector with intermediate plate for Rd 8–10, 193
 mm, wide version
 Cross-connector with intermediate plate for Rd 8–10 x, 193
 Rd 16 mm
 Cross-connector with intermediate plate for round, 179
 cables, Rd 8–10
 Cross-connector with intermediate plate for round, 179
 cables, Rd 8–10 x Rd 16
 Cross-over, 258, 260, 262, 270, 274, 287
 Cut-out tool 50 x 50 from trunking depth 100, 425
 Cut-out tool 50 x 50 from trunking depth 100 with case, 425
 Cutting ring, 51, 57

D

Data cable protection device for coaxial TV / camera, 160
 systems
 Data connection module RJ45, cat. 5e, shielded, type, 531
 RM
 Data connection module RJ45, cat. 5e, unshielded, type, 531
 RM
 Data connection module RJ45, cat. 6, shielded, type, 531
 RM
 Data connection module RJ45, cat. 6, unshielded, type, 531
 RM
 Data connection module RJ45, cat. 6A (ISO), shielded,, 531
 type C
 Data connection module RJ45, cat. 6A (ISO),, 531
 unshielded, type C
 Data technology support, 1 module, slanting outlet,, 533
 Type A
 Data technology support, 1 module, slanting outlet,, 533
 Type B
 Data technology support, 1 module, slanting outlet,, 531, 533
 Type C
 Data technology support, 1 module, slanting outlet,, 533
 Type C, without dust protection slider
 Data technology support, 1 module, slanting outlet,, 533
 Type EP
 Data technology support, 1 module, slanting outlet,, 533
 Type F
 Data technology support, 1 module, slanting outlet,, 533
 Type PA
 Data technology support, 1 module, slanting outlet, type, 531, 533
 RM
 Data technology support, 1 module, straight outlet,, 533
 Type A
 Data technology support, 1 module, straight outlet,, 533
 Type B
 Data technology support, 1 module, straight outlet,, 531, 533
 Type C

D

Data technology support, 1 module, straight outlet,, 533
 Type C, without dust protection slider
 Data technology support, 1 module, straight outlet,, 533
 Type EP
 Data technology support, 1 module, straight outlet,, 533
 Type F
 Data technology support, 1 module, straight outlet,, 533
 Type LE
 Data technology support, 1 module, straight outlet,, 533
 Type PA
 Data technology support, 1 module, straight outlet,, 531, 533
 Type RM
 Decoupling inductivity, 124
 Design device installation trunking, 486
 Deskbox DB, free erection, 2+2 sockets, 2x RJ45 Cat. 6, 547
 Deskbox DB, free erection, 3 sockets, 547
 Deskbox DB, free erection, 3 sockets, 2x RJ45 Cat. 6, 547
 Deskbox DB, with fastening clamp, 1+4 switched, 547
 sockets
 Deskbox DB, with fastening clamp, 1+4 switched, 547
 sockets, 2x RJ45 Cat. 6
 Deskbox DB, with fastening clamp, 3 sockets, 547
 Deskbox DB, with fastening clamp, 3 sockets, HDMI,, 547
 USB 3.0, 2x RJ45 cat. 6
 Deskbox DB, with fastening clamp, 3 sockets, VGA,, 547
 mini jack, USB, 2x RJ45 Cat. 6
 Deskbox DB, with fastening clamp, 3 switched sockets,, 547
 2x RJ45 Cat. 6
 Deskbox DB, without fastening material, 1+4 switched, 547
 sockets
 Deskbox DB, without fastening material, 1+4 switched, 547
 sockets, 2x RJ45 Cat. 6
 Deskbox DB, without fastening material, 3 sockets, 547
 Deskbox DB, without fastening material, 3 sockets, 2x, 547
 RJ45 Cat. 6
 Deskbox DB, without fastening material, 3 sockets,, 547
 VGA, mini jack, USB, 2x RJ45 Cat. 6
 Deskbox DBK, 2 sockets, 2x RJ45 Cat. 6, 551
 Deskbox DBK, 3 sockets, 551
 Deskbox DBK, 3 sockets, 2x RJ45 Cat. 6, 551
 Deskbox DBK, 3 sockets, VGA, mini jack, 2x RJ45 Cat., 551
 6
 Deskbox DBK, 4 sockets, 551
 Deskbox DBK, 2 sockets, HDMI, 2x RJ45 Cat. 6, 551
 Deskbox DBV, 2 sockets, 549
 Deskbox DBV, 2 sockets, 2x RJ45 Cat. 6, 549
 Deskbox DBV, 2 sockets, HDMI, 2x RJ45 Cat. 6, 549
 Deskbox DBV, 2 sockets, VGA, mini jack, 2x RJ45 Cat., 549
 6
 Deskbox DBV, 3 sockets, 549
 Deskbox DBV, 3 sockets, 2x RJ45 Cat. 6, 549
 Device connection lid for Telitank mounting, 595
 Device connection lid, branch trunking, 596
 Device connection RST 20i3, external thread, 285
 Device connection RST 20i3, internal thread, 285
 Device cover plate for accessory with EKR support ring, 627
 Device cover plate for Modul 45 accessory, 627
 Device insert UDHOME2 AF, with tube body for wet-, 631
 washed floors
 Device insert UDHOME2 BV, with stainless steel cover, 631
 Device insert UDHOME2 V, with 15 mm flooring cut-out, 631
 in stainless steel cover
 Device installation trunking, desk trunking, 477
 Device installation trunking, height 70 mm, 461, 463, 465, 467, 469,
 471, 473, 475, 481-484
 Device installation trunking, height 90 mm, 461, 463, 465, 467, 469,
 471, 473, 475, 482, 484-
 485
 Device installation trunking, type GK70110, 455
 Device installation trunking, type GK70130, 456
 Device installation trunking, type GK70170, 457
 Device mounting for 2 Modul 45 devices, 434
 Device mounting for 2 protective contact sockets, 434
 Device mounting universal, 434

D

Device mounting universal, with central panel, 434
 Device screw, 37
 Device support, 581
 Device support for CEE installation, system length 165, 621 mm, with CEE
 Device support for CEE installation, system length 165, 621 mm, without CEE
 Device support for CEE installation, system length 208, 621 mm, with CEE
 Device support for CEE installation, system length 208, 621 mm, without CEE
 Diagonal clamp, 179
 Diagonal clamp with bolt, 179
 DIN cross-connector for flat conductor, 179
 DIN cross-connector for flat conductor, with, 179 intermediate plate
 Directional irons, 198
 Distributor block 3-pole, 1E/3A, 561
 Distributor block 3-pole, 1E/5A, 561
 Distributor block, 3-pole, 637
 Distributor block, 3-pole, T shaped, 561
 Divisible cable gland, seal insert enclosed, 46
 Divisible cable gland, seal insert, 1 cable, 46
 Divisible cable gland, seal insert, multiple, 46
 DK connector, 201
 Dolü branch terminals, open on both sides, 41
 Dolü branch terminals, open on one side, 41
 Dome lid for dry-care floors, floor covering thickness < 6, 627 mm
 Dome lid for dry-care floors, floor covering thickness > 6, 627 mm
 Dome lid for wet-care floors, 627
 Dome lid for wet-care floors, with VA lamination, 627
 Double connection terminal, equipotential bonding, Rd, 194 8-10 mm
 Double ISO nail clip, 65
 Double nipple, 113
 Double push-fit clip, 62
 Double trough, metal, 108
 Double trough, plastic, 108
 Double trough, V2A, 108
 Double-flange anchor, 112
 Doubler I90, 360, 362
 Downspout clip, 195
 Downspout clip for routing Rd 8–10 mm behind pipe, 195
 Draw-in tool, 512
 Drill bit for US80 for duct mounting, 628
 Drilling screw, 246
 Drilling template for drill bit US80, 628
 Drilling template for supply trunking, 581
 Drilling template for trunking with brush bar, 581
 Drive-in mandrel, 225, 302
 Drop-out plate, 252, 263, 308, 310, 370, 374
 Dry mortar in bucket, 335
 Dry mortar in paper sack, 335
 DSSL heavy-duty support, 613
 DSSL2 heavy-duty support, 615
 D-Sub9 connection, 1 module, slanting outlet, as screw, 535 connection
 D-Sub9 connection, 1 module, slanting outlet, with, 535 connection cable
 D-Sub9 connection, 1 module, straight outlet, as screw, 535 connection
 D-Sub9 connection, 1 module, straight outlet, with, 535 connection cable
 Duct clamp, 431, 456-458, 462, 464, 467, 469, 471, 473, 475, 485
 Duct clamp for function maintenance E30–E90, 429
 Duct connection bracket (conductive), 568
 Duct end closure piece, 567, 589-590
 Duct fastening strap, 568
 Duct clamp, 477, 481, 483-484, 486
 Dust protection element for BKRS, 246

D

Dust protection plate, metric, 47, 52, 58
 Dust protection plate, PG, 47, 52, 58
 DVI-D connection, 1 module, slanting outlet, as screw, 535 connection
 DVI-D connection, 1 module, straight outlet, as screw, 535 connection
 DVI-I connection, 1 module, slanting outlet, with, 535 connection cable
 DVI-I connection, 1 module, straight outlet, with, 535 connection cable

E

Earth connection terminal for round cable and flat, 176 conductor
 Earth entry rod with separating piece and connector, 178, 197
 Earth entry rod, tapered and partially insulated, 178, 197
 Earthing clamp, 251
 Earthing clip, type 925, 175
 Earthing clip, type 942, 175
 Earthing clip, type 952, 176
 Earthing connection block, 180
 Earthing fixed point, 180
 Earthing plate, 178
 Earthing rod for standard applications, 177
 Earthing screw, 226, 251
 Earthing screw with fastening thread, 176
 Earthing strap, type 950, 176
 Earthing terminal for cables and flat conductors, 176
 Earthing terminal for fastening on earthing strap, 175
 Earthing terminal, type 951, 176
 Edge protection ring, 430
 Edge protection strip, 226, 241
 Electrical insulating and sealing compound, 52
 Empty housing for arrestors, 130
 Encoding pin, 520
 End cap, 213, 216, 219-220, 257, 259, 261, 270, 277-278, 280, 299-300, 302, 310, 313-314, 319-320, 327-328
 End cap MS 41, 93, 220
 End cap RST 20i3, 285
 End piece, 180, 194-195, 201, 357-358, 363, 401-414, 417-419, 427-430, 448, 456-458
 End piece aluminium, 481, 483
 End piece aluminium, trunking height 70 mm, 482, 485
 End piece aluminium, trunking height 90 mm, 482, 485
 End piece for flexible tube 100100, 422
 End piece for flexible tube 220100, 423
 End piece for flexible tube 50050, 421
 End piece for internal height 105 mm, 362
 End piece for internal height 50 mm, 361
 End piece I 120/E 90 for internal height 105 mm, 360
 End piece I120/E90 for internal height 50 mm, 360
 End piece I90/E30 for internal height 105 mm, 360
 End piece I90/E30 for internal height 50 mm, 360
 End piece PVC, 481, 483
 End piece PVC, trunking height 70 mm, 482, 485
 End piece with cable outlet 100100, 422
 End piece with cable outlet 50050, 421
 End piece, closed 100100, 422
 End piece, closed 220100, 423
 End piece, closed 300100, 424
 End piece, left, 433, 447-448, 451-452, 478
 End piece, right, 433, 447-448, 451-452, 478
 End piece, Soft, left, 487
 End piece, Soft, right, 487
 End piece, Style, left, 487
 End piece, Style, right, 487
 End piece, Swing, left, 487
 End piece, Swing, right, 487
 End piece, trunking height 70 mm, 462, 464, 466, 468, 470, 472, 475, 477
 End piece, trunking height 90 mm, 462, 464, 466, 468, 471, 473, 475, 477, 486

E

Energy distributor UVS, with fixed connection 5-pin, 6, 561
 output sockets 3-pin, in black
 Energy distributor UVS, with fixed connection 5-pin, 6, 561
 output sockets 3-pin, in black and white
 Energy distributor UVS, with fixed connection 5-pin, 6, 561
 output sockets 3-pin, in white
 Equipotential bonding bar for bathroom, 171
 Equipotential bonding rail BigBar for industrial, 172
 application
 Equipotential bonding rail for flush-mounting with 1804, 171
 Equipotential bonding rail for flush-mounting with 1809, 171
 Equipotential bonding rail for indoors, VDE-tested, 171
 Equipotential bonding rail for outside installation, 171
 Equipotential bonding rail for small systems, 171
 Equipotential bonding rail for surface mounting with, 171
 1804
 Equipotential bonding rail with metal base plate, 171
 Equipotential bonding rail with plastic base plate, 171
 Equipotential bonding rail, simple version, 171
 Equipotential bonding rail, solid version, 171
 Equipotential bonding socket, 1 module, straight outlet, 528
 Exit plate, 370, 377
 Expanding module, large, 349
 Expanding module, small, 349
 Expansion piece, 180, 195
 Expansion piece, metric thread, 56
 Expansion support for concealed accessory sockets, 37
 Explosion-proof, closed spark gap, 167
 Extension, 201
 Extension unit for GES4, height 100–150 mm, 575
 Extension unit for GES4, height 40–140 mm, 573
 Extension unit for GES4, height 40–240 mm, 573
 Extension unit for GES4, height 60–110 mm, 575
 Extension unit for GES6, height 100–150 mm, 575
 Extension unit for GES6, height 40–140 mm, 573
 Extension unit for GES6, height 40–240 mm, 573
 Extension unit for GES6, height 60–110 mm, 575
 Extension unit for GES9, height 100–150 mm, 575
 Extension unit for GES9, height 40–140 mm, 573
 Extension unit for GES9, height 40–240 mm, 573
 Extension unit for GES9, height 40–70 mm, 575
 Extension unit for GES9, height 60–110 mm, 575
 Extension unit for GES9/55, 585
 Extension unit for GESR9, height 100–150 mm, 575
 Extension unit for GESR9, height 40–140 mm, 574
 Extension unit for GESR9, height 40–240 mm, 574
 Extension unit for GESR9, height 40–70 mm, 575
 Extension unit for GESR9, height 60–110 mm, 575
 Extension unit for GESR9/55, 586
 Extensions for RST 2013, 285
 External connector, 370, 377
 External corner, 358, 427–430, 447–448, 451–452, 455–456, 458, 478,
 481, 483
 External corner cover, 412, 417–419, 433, 447–448, 451–452, 481–
 485
 External corner cover Soft, 486
 External corner cover Style, 486
 External corner cover Swing, 486
 External corner cover, fluted, 456, 458
 External corner cover, sheet steel, 50 mm system, 472
 opening
 External corner cover, sheet steel, 80 mm system, 461, 463, 465,
 468, 470, 472,
 474, 476
 External corner cover, smooth, 456, 458
 External corner cover, variable, 457
 External corner cover, variable, trunking height 70 mm, 461, 463,
 465, 467,
 469, 472,
 474, 476
 External corner, design trunking, 486
 External corner, duct depth, 70 mm, 474

E

External corner, duct depth, 90 mm, 474
 External corner, trunking height 70 mm, 461, 463, 465, 467, 469,
 472, 476, 482, 484
 External corner, trunking height 90 mm, 461, 463, 465, 468, 470,
 472, 476, 482, 484–485
 External corner, without height adjustment unit, 581

F

Falling flat angle, 447, 451, 478
 FangFix reducing sleeve, 201
 Fastening bolt, 202
 Fastening bracket, 281, 381
 Fastening bracket for Flexkanal in GES service outlet, 552
 with 5 mm floor covering recess
 Fastening bracket for Flexkanal in GES service outlets, 552
 with 10 mm floor covering recess
 Fastening bracket for Flexkanal in GES with 10 mm, 602
 floor covering recess
 Fastening bracket for Flexkanal in GES with 5 mm floor, 601
 covering recess
 Fastening bracket for Flexkanal in GESRM2, 629
 Fastening bracket for Flexkanal in GESRM2 service, 552
 outlets
 Fastening bracket for ISST70140, 496
 Fastening bracket for ISST70140B, 497
 Fastening bracket for raised floor mounting, 601
 Fastening clamp for Deskbox DB, 547
 Fastening clamp for Flexkanal, 552
 Fastening clamp, horizontal, 308
 Fastening clamp, vertical, 307
 Fastening clip, 64
 Fastening clip, heavy-duty, 71
 Fastening clip, heavy-duty V4A, 70
 Fastening clip, light-duty, 69
 Fastening clip, medium-duty, 71
 Fastening clip, medium-duty 20–28 mm, 69
 Fastening clip, medium-duty 5–18 mm, 69
 Fastening clip, medium-duty V4A, 71
 Fastening clip, plant standard, double lobe, 70
 Fastening clip, plant standard, single lobe, 70
 Fastening clips, 361, 363
 Fastening element for cable tray, 29
 Fastening element for mesh cable tray, 29
 Fastening panels, 489
 Fastening plate, 202
 Fastening set for GES9, 593
 Fastening set for GESR9, 593
 Fastening set for hat profile rail, 160
 Fastening set for table mounting, for Deskbox DB, 547
 Fastening set for under-table mounting, for Deskbox DB, 547
 FBA-B120 foam block, 343
 FBA-B200 foam block, 343
 FBA-BV200 vacuum block, 343
 FBA-D drilling crown insulation, 343
 FBA-DR empty mini pipe shell, 343
 FBA-F box insulation, 343
 FBA-S plug, 343
 FBE-B220 foam block, 343
 FBE-BV220 vacuum block, 343
 Filler for round service outlet GESR7 10U, 600
 Filler for round service unit GESRA9 10U, 600
 Fine power protection / adapter with cold device, 151
 connector
 Fine power protection / dado duct installation Modul 45, 151
 Fine power protection / socket bar, 151
 Fine power protection for all installation systems, 151
 Fine power protection for through wiring, 151
 Fine power protection with holder for GB2 and GB3, 151
 mounting boxes
 Fine protection device for ISDN RJ11, 159
 Fine protection device for ISDN RJ45, 159

Alphabetical table of contents

F

Fine protection for 10Base2-/10Base5 networks, 160
Fine protection for 15-pin RS232 interface, 161
Fine protection for 25-pin RS232 interface, 161
Fine protection for 4-wire information technology, 161 systems with RJ45
Fine protection for 9-pin RS232 interface, 161
Fine protection for 9-pin RS485 interface, 161
Fine protection for Ethernet networks (Class D/CAT 5), 160
Fine protection for RS232 with screwless terminals, 161
Fine protection for RS485 with screwless terminals, 161
FineController for ISDN telephone systems and, 151 terminals
FineController for protective contact socket, 151
FineController for SAT systems and receivers, 151
FineController for telephone systems and terminals, 151
FineController for telephone systems with RJ11, 151
FineController for video, TV and HiFi systems, 151
Fire protection bolt tie, 359
Fire protection case, 339
Fire protection clamp, 355, 372, 379
Fire protection cushion, 341
Fire protection duct, 363
Fire protection duct I120/E90, internal height 105 mm, 360
Fire protection duct I120/E90, internal height 50 mm, 360
Fire protection duct I90/E30, internal height 105 mm, 360
Fire protection duct I90/E30, internal height 50 mm, 360
Fire protection duct, internal height 105 mm, 361
Fire protection duct, internal height 50 mm, 361
FireBox T100E with internal fastening, 392
FireBox T100ED for data equipment, external fastening, 392 and impact-proof cover
FireBox T100ED for data technology with external, 391 fastening
FireBox T100ED for data technology with internal, 391 fastening
FireBox T100ED with external fastening, 391
FireBox T100ED with external fastening and fuse holder, 391
FireBox T100ED with external fastening and impact-, 391 proof cover
FireBox T100ED with external fastening, fuse holder, 391 and impact-proof cover
FireBox T100ED with internal fastening, 391
FireBox T100ED with internal fastening and fuse holder, 391
FireBox T160E for data technology with internal, 392 fastening
FireBox T160E with internal fastening, 392
FireBox T160ED with external fastening, 391
FireBox T160ED with external fastening and fuse holder, 391
FireBox T160ED with external fastening and impact-, 391 proof cover
FireBox T160ED with internal fastening, 391
FireBox T160ED with internal fastening and fuse holder, 391
FireBox T350ED for data technology with external, 391 fastening
Fitter for height-adjustable cassette, 609
Fitting for motion sensor 180°, matches relay insert type, 528 RE-UW
Fitting for roller shutter timer, matches relay insert type, 528 RE-U2K
Fitting for room thermostat, matches relay insert type, 528 RE-UW
Fitting for timer switch, matches relay insert type RE-, 528 UW and RE-U2K
Fix ISO tensioning wire clip, 75
Fix ISO tensioning wire clip V4A, 75
Flange nut, 224, 251, 255, 302, 308, 321
Flat angle, 358, 427-430, 448, 455, 457-458, 481, 483
Flat angle cover, 413, 417-419, 455-456, 458, 481-484, 486
Flat angle cover, fluted, 455, 457-458
Flat angle cover, sheet steel, 50 mm system opening, 472
Flat angle cover, sheet steel, 80 mm system opening, 462, 464, 466, 468, 470, 472, 474, 476

F

Flat angle cover, smooth, 455, 457-458
Flat angle cover, trunking height 70 mm, 462, 464, 466, 468, 470, 472, 474, 476
Flat angle, falling, trunking height 70 mm, 466, 470, 472, 474, 476, 484
Flat angle, falling, trunking height 90 mm, 466, 470, 472, 474, 476, 484
Flat angle, rising, trunking height 70 mm, 466, 470, 472, 474, 476, 484
Flat angle, rising, trunking height 90 mm, 466, 470, 472, 474, 476, 484
Flat angle, trunking height 70 mm, 462, 464, 468, 482
Flat angle, trunking height 90 mm, 462, 464, 468, 482, 486
Flat cable threaded connection, metric thread M20, 48
Flat cable threaded connection, metric thread M25 -, 49 M40
Flat cable threaded connection, PG thread Pg16, 48
Flat cable threaded connection, PG thread Pg21-Pg29, 49
Flat conductor adapter for roof cable holder, type, 188 165/MBG
Flat conductor terminal from FL 30 for 1801 VDE, 171
Flat conductor terminal to FL 30 for 1801 VDE, 171
Flat conductor, copper, 183
Flat lead, 198
Flat seal, 576
Flat seal for square height-adjustable cassette, nominal, 609, 615 size NG4
Flat seal for square height-adjustable cassette, nominal, 609, 615 size NG9
Flattener, 111
Flattener with hand protection, 111, 568
Flexible tube round 50, 425
Flexible tube round 88, 425
Flexible tube, square, 425
Flexkanal, 552
Flexkanal holder for Deskbox DB, 547
Floor bracket, 490
Floor covering contact profile, 577
Floor covering protection frame, 590
Floor end plate, 323, 353, 369, 373, 377
Floor panel, 490
Floor plate for industrial pole, 510
Floor plate for ISS110100, 504
Floor plate for ISS110100F, 505
Floor plate for ISS140100F, 507
Floor plate for ISS140100R, 506
Floor plate for ISS140110, 501
Floor plate for ISS70110, 500
Floor plate for ISSDM45, 508
Floor plate for ISSDM45F, 509
Floor plate for ISSOG70140, 498
Floor plate for ISSOG70140F, 499
Floor plate for ISSRM45F, 503
Floor plate for ISST70140, 496
Floor plate for ISST70140B, 497
Floor rail for Flexkanal, 552
Floor trunking, type 2650, 434
Foam seal for BSKM 0711 cable exit, 359
Foam seal for BSKM 1025 cable exit, 359
Fold fastening, 202
Folding and construction clamp, 10-20 mm, 193
Folding clamp and connection terminal up to 10 mm, 194 plate thickness
Folding clamp Rd 8-10 up to 10 mm plate thickness, 193
Folding clamp up to 10 mm plate thickness, 193
Folding clamp up to 5 mm plate thickness, 193
Four fastening brackets for GES in system bases of, 601 thicknesses of up to 55 mm
Four fastening brackets for GES in system bases of, 601 thicknesses of up to 80 mm
Four fastening brackets for GES in system bases of, 601 thicknesses of up to 85 mm

F

Frame cassette for cord outlet, RKS, nominal size 250-, 605
3, brass
Frame cassette for cord outlet, RKS, nominal size 250-, 605
3, stainless steel
Frame cassette for cord outlet, RKS, nominal size 350-, 605
3, brass
Frame cassette for cord outlet, RKS, nominal size 350-, 605
3, stainless steel
Frame cassette for inspection opening, RK, nominal, 605
size 250-2, stainless steel
Frame cassette for inspection opening, RK, nominal, 605
size 250-3, brass
Frame cassette for inspection opening, RK, nominal, 605
size 350-3, brass
Frame cassette for inspection opening, RK, nominal, 605
size 350-3, stainless steel
Frame cassette for tube body, RKF, nominal size 250-3,, 605
stainless steel
Frame cassette for tube body, RKF, nominal size 350-3,, 605
stainless steel
Frame eyelet, 114
Frame seal, 571
Front cover, 414
Fuse holder for FireBox T, 392

G

G mesh cable tray G-GRM, 354
G mesh cable tray Magic, side height 125 mm, 254, 307, 325
G mesh cable tray Magic, side height 150 mm, 254, 307, 325
G mesh cable tray Magic, side height 50 mm, 254, 307, 325
G mesh cable tray Magic, side height 75 mm, 254, 307, 325
Galvanised steel flat conductor, 175
Galvanised steel flat conductor for earth, 183
Gas concrete anchor, 112
GB2 mounting box, system length 165 mm, 617
GB2 mounting box, system length 165 mm, with large, 617
base perforation
GB2 mounting box, system length 165 mm, with small, 617
base perforation
GB3 mounting box, system length 208 mm, 582, 617
GB3 mounting box, system length 208 mm, with large, 617
base perforation
GB3 mounting box, system length 208 mm, with small, 617
base perforation
GE2.15 service outlet without floor covering recess,, 630
with protective contact socket
GE2F service outlet for wet-care floor, with protective, 631
contact socket
GES2 universal service outlet, 599
GES2DB service outlet, 599
GES4 universal service outlet, 599
GES4M-2 universal service outlet, 599
GES6 universal service outlet, 599
GES6M-2 universal service outlet, 599
GES9 universal service outlet, 599
GES9M-2 universal service outlet, 599
GESR4 universal service outlet, 599
GESR7 universal service outlet, 599
GESR9 service outlet with carpet protection frame, 600
GESR9 universal service outlet, 600
GESRA7/10 service outlet, 600
GESRA7D service outlet, 599
GESRA7DM service outlet, 600
GESRA9/10 service outlet, 600
GESRM2 service outlet with floor covering protection, 628
frame for UZD/UDL, chrome-plated
GESRM2 service outlet with floor covering protection, 628
frame for UZD/UDL, nickel-plated
GESRM2 service outlet with floor covering protection, 628
frame for UZD/UDL, old brass
GESRM2 service outlet with floor covering protection, 628
frame for UZD/UDL, old copper
GESRM2 service outlet with protective frame for raised, 628
and cavity flooring, chrome-plated

G

GESRM2 service outlet with protective frame for raised, 628
and cavity flooring, nickel-plated
GESRM2 service outlet with protective frame for raised, 628
and cavity flooring, old brass
GESRM2 service outlet with protective frame for raised, 628
and cavity flooring, old copper
GESRM2 service outlet with protective frame for, 628
UZD/UDL, chrome-plated
GESRM2 service outlet with protective frame for, 628
UZD/UDL, nickel-plated
GESRM2 service outlet with protective frame for, 628
UZD/UDL, old brass
GESRM2 service outlet with protective frame for, 628
UZD/UDL, old copper
Glow lamp element, 541
GOLDEN SPRINT, with Philips screw, 115
GOLDEN SPRINT, with Torx, 115
GRAF9 service outlet, wet-care, with floor covering, 601
recess
GRAF9 universal service outlet, wet-care with, 601
structured lid
Grid conductor extension, 600, 605
GRIP "M" 15, 67
GRIP "M" 15 V2A, 67
GRIP "M" 15 V4A, 67
GRIP "M" 30, 67
GRIP "M" 30 V2A, 67
GRIP "M" 30 V4A, 67
GRIP "M" 70, 67
GRIP "M" 70 V2A, 67
GRIP "M" 70 V4A, 67
GRIP 10, 62
GRIP 20, 62
GRIP 40, 62
Grip ISO clip, double, 63
Grip ISO clip, single, 63
Grip ISO clip, triple, 63
Grounding clamp, 251
Grouped support GRIP "M" 15, 353, 386
Grouped support GRIP "M" 30, 353
Grouped support GRIP "M" 30, 386
Grouped support GRIP "M" 70, 353, 386
Gutter clamp for all bead thicknesses, 194
Gutter clamp for bead thickness 15-22 mm, 194
Gutter clamp RK-FIX, 194

H

Hammer insert for LightEarth earthing rod, 178
Hammer insert, type 2500, for earthing rods ST, BP and, 177
OMEX
Hammer insert, type 2510, for earthing rods ST, BP and, 177
OMEX
Hammer insert, type 2520, for earthing rods ST, BP and, 177
OMEX
Hammer insert, type 2530, for earthing rods ST, BP and, 177
OMEX
Hammer insert, type 2531, for earthing rods ST, BP and, 177
OMEX
Hammer insert, type 2535, for earthing rods ST, BP and, 177
OMEX
Hammer insert, type 2536, for earthing rods ST, BP and, 177
OMEX
Hammer-head bolt, 85, 224
Hammer-head bolt, 11-12 mm slot width, 94
Hammer-head bolt, 16-17 mm slot width, 95
Hammer-head bolt, for MS 21 / 41, 95
Hammer-head bolt, for MS 21 / 41 V4A, 95
Hammerset anchor, 225, 302, 321
Hat and support rail cutting unit, 100
Hat profile rail, 100
Hat profile rail, junction box T series, 29, 41
Hat profile rail, perforated, 100, 443, 445

H

Hat profile rail, unperforated, 100, 443, 445
HDMI connection, 1 module, slanting outlet, as screw, 535 connection
HDMI connection, 1 module, slanting outlet, with, 536 connection cable
HDMI connection, 1 module, straight outlet, as screw, 535 connection
HDMI connection, 1 module, straight outlet, with, 536 connection cable
Head plate, 85, 212, 299-300, 319-320
Head plate for US 3 support, 371, 378
Head plate for US 5 support, 371, 378
Head plate for US 5 support, variable, 371, 378
Head plate for US 7 support, 371
Head plate for US 7 support, variable, 372
Head plate for welding, 214, 216
Head plate US 5, 213
Head plate US 5 NOK, 213
Head plate with a welded-on CPS 5 rail, 216
Head plate with two welded-on CPS 5 rails, 216
Head plate, crosswise, 216
Head plate, heavy-duty, 214, 300
Head plate, lengthwise, 216
Head plate, light-duty, 214
Head plate, variable, 214, 216, 299, 301, 319
Heavy-duty anchor, 113, 225
Heavy-duty cable clip, 70
Heavy-duty frame cassette for tube body, RKFSL,, 613 nominal 250-3, load class 1
Heavy-duty frame cassette for tube body, RKFSL,, 613 nominal 250-3, load class 2
Heavy-duty frame cassette for tube body, RKFSL,, 613 nominal 350-3, load class 1
Heavy-duty frame cassette for tube body, RKFSL,, 613 nominal 350-3, load class 2
Heavy-duty frame cassette, blank, RKSL, nominal 250-, 613 3, load class 1
Heavy-duty frame cassette, blank, RKSL, nominal 250-, 613 3, load class 2
Heavy-duty frame cassette, blank, RKSL, nominal 350-, 613 3, load class 1
Heavy-duty frame cassette, blank, RKSL, nominal 350-, 613 3, load class 2
Heavy-duty mounting lid for round cassette R4, nominal, 614 size 250-3
Heavy-duty mounting lid for round cassette R4, nominal, 614 size 350-3
Heavy-duty mounting lid for round cassette R7, nominal, 614 size 350-3
Heavy-duty mounting lid for round cassette R9, nominal, 614 size 350-3
Heavy-duty mounting lid for square cassettes 4,, 614 nominal size 250-3
Heavy-duty mounting lid for square cassettes 4,, 614 nominal size 350-3
Heavy-duty mounting lid for square cassettes 9,, 614 nominal size 350-3
Heavy-duty vertical cable ladder, 3.000 mm, 278
Height adjustment bracket for installation in UGD250-3, 608 for one round cassette
Height adjustment bracket for installation in UGD250-3, 607 for one square cassette
Height adjustment bracket for installation in UGD350-3, 608 for one round cassette
Height adjustment bracket for installation in UGD350-3, 607 for one square cassette
Height adjustment ring for GESRM2 in RF/CF, 629
Height adjustment unit, 576
Height adjustment unit for lid butt support, trunking, 574, 585 height 100-175 mm
Height adjustment unit for lid butt support, trunking, 574 height 170-245 mm
Height adjustment unit for lid butt support, trunking, 574, 585 height 40-70 mm
Height adjustment unit for lid butt support, trunking, 574, 585 height 60-110 mm

H

Height adjustment unit RKNEV2, 581, 609, 615
Height expansion for complete unit UDHome4, 632
Height expansion for complete unit UDHome9, 633
Height expansion for underfloor outlet socket UDL2-120, 628
Height expansion for underfloor outlet socket UDL2-80, 627
Height extension for complete unit GE2, 631
Height-adjustable cassette for inspection opening, RKN,, 605 nominal size 4, brass
Height-adjustable cassette for inspection opening, RKN,, 605 nominal size 4, stainless steel
Height-adjustable cassette for inspection opening, RKN,, 606 nominal size 9, brass
Height-adjustable cassette for inspection opening, RKN,, 605 nominal size 9, stainless steel
Height-adjustable cassette for inspection opening,, 607 RKNUZD3, nominal size 4, brass
Height-adjustable cassette for inspection opening,, 607 RKNUZD3, nominal size 4, stainless steel
Height-adjustable cassette for inspection opening,, 607 RKNUZD3, nominal size 9, brass
Height-adjustable cassette for inspection opening,, 607 RKNUZD3, nominal size 9, stainless steel
Height-adjustable cassette for inspection opening, RKR,, 606 nominal size R4, brass
Height-adjustable cassette for inspection opening, RKR,, 606 nominal size R4, stainless steel
Height-adjustable cassette for inspection opening, RKR,, 606 nominal size R7, brass
Height-adjustable cassette for inspection opening, RKR,, 606 nominal size R7, stainless steel
Height-adjustable cassette for inspection opening, RKR,, 606 nominal size R9, brass
Height-adjustable cassette for inspection opening, RKR,, 606 nominal size R9, stainless steel
Height-adjustable cassette for inspection opening,, 607 RKRNUZD3, nominal size R4, brass
Height-adjustable cassette for inspection opening,, 607 RKRNUZD3, nominal size R4, stainless steel
Height-adjustable cassette for inspection opening,, 607 RKRNUZD3, nominal size R7, brass
Height-adjustable cassette for inspection opening,, 607 RKRNUZD3, nominal size R7, stainless steel
Height-adjustable cassette for inspection opening,, 607 RKRNUZD3, nominal size R9, brass
Height-adjustable cassette for inspection opening,, 607 RKRNUZD3, nominal size R9, stainless steel
Height-adjustable cassette for tube body, RKFN,, 606 nominal size 4, stainless steel
Height-adjustable cassette for tube body, RKFN,, 606 nominal size 9, stainless steel
Height-adjustable cassette for tube body, RKFNUZD3,, 607 nominal size 4, stainless steel
Height-adjustable cassette for tube body, RKFNUZD3,, 607 nominal size 9, stainless steel
Height-adjustable cassette for tube body, RKFR,, 606 nominal size R4, stainless steel
Height-adjustable cassette for tube body, RKFR,, 606 nominal size R7, stainless steel
Height-adjustable cassette for tube body, RKFR,, 607 nominal size R9, stainless steel
Height-adjustable cassette for tube body, RKFRNUZD3,, 608 nominal size R4, stainless steel
Height-adjustable cassette for tube body, RKFRNUZD3,, 608 nominal size R7, stainless steel
Height-adjustable cassette for tube body, RKFRNUZD3,, 608 nominal size R9, stainless steel
Height-adjustable cassette with cord outlet, RKSND,, 606 nominal size 4, brass
Height-adjustable cassette with cord outlet, RKSND,, 606 nominal size 4, stainless steel
Height-adjustable cassette with cord outlet, RKSND,, 606 nominal size 9, brass
Height-adjustable cassette with cord outlet, RKSND,, 606 nominal size 9, stainless steel
Height-adjustable cassette with cord outlet,, 607 RKSNUZD3, nominal size 4, brass

H

Height-adjustable cassette with cord outlet,, 607
 RKSNUZD3, nominal size 4, stainless steel
 Height-adjustable cassette with cord outlet,, 607
 RKSNUZD3, nominal size 9, brass
 Height-adjustable cassette with cord outlet,, 607
 RKSNUZD3, nominal size 9, stainless steel
 Height-adjustable cassette with cord outlet, RKSR,, 606
 nominal size R4, brass
 Height-adjustable cassette with cord outlet, RKSR,, 606
 nominal size R4, stainless steel
 Height-adjustable cassette with cord outlet, RKSR,, 606
 nominal size R7, brass
 Height-adjustable cassette with cord outlet, RKSR,, 606
 nominal size R7, stainless steel
 Height-adjustable cassette with cord outlet, RKSR,, 606
 nominal size R9, brass
 Height-adjustable cassette with cord outlet, RKSR,, 606
 nominal size R9, stainless steel
 Height-adjustable cassette with cord outlet,, 608
 RKSRNUZD3, nominal size R4, brass
 Height-adjustable cassette with cord outlet,, 608
 RKSRNUZD3, nominal size R4, stainless steel
 Height-adjustable cassette with cord outlet,, 608
 RKSRNUZD3, nominal size R7, brass
 Height-adjustable cassette with cord outlet,, 608
 RKSRNUZD3, nominal size R7, stainless steel
 Height-adjustable cassette with cord outlet,, 608
 RKSRNUZD3, nominal size R9, brass
 Height-adjustable cassette with cord outlet,, 608
 RKSRNUZD3, nominal size R9, stainless steel
 Height-adjustable heavy-duty cassette for tube body, 614
 RKFNSL, nominal size 4, stainless steel
 Height-adjustable heavy-duty cassette for tube body, 614
 RKFNSL, nominal size 9, stainless steel
 Height-adjustable heavy-duty cassette for tube body, 614
 RKFRSL, nominal size R4, stainless steel
 Height-adjustable heavy-duty cassette for tube body, 614
 RKFRSL, nominal size R7, stainless steel
 Height-adjustable heavy-duty cassette for tube body, 614
 RKFRSL, nominal size R9, stainless steel
 Height-adjustable heavy-duty cassette, blank, RKNSL,, 614
 nominal size 4, stainless steel
 Height-adjustable heavy-duty cassette, blank, RKNSL,, 614
 nominal size 9, stainless steel
 Height-adjustable heavy-duty cassette, blank, RKRSL,, 613
 nominal size R4, stainless steel
 Height-adjustable heavy-duty cassette, blank, RKRSL,, 613
 nominal size R7, stainless steel
 Height-adjustable heavy-duty cassette, blank, RKRSL,, 613
 nominal size R9, stainless steel
 Height-adjustment unit, 593
 Hexagonal bolt, 209, 211-214, 218, 223, 288, 299-301, 319-320, 362
 Hexagonal bolt DIN 933 V2A, 116
 Hexagonal bolt DIN 933 V4A, 116
 Hexagonal bolt DIN 933, V2A, 99
 Hexagonal bolt DIN 933, V4A, 99
 Hexagonal bolt for slip protection, 385
 Hexagonal bolt ISO 4017, 99, 116
 Hexagonal bolt with continuous thread, 355, 372, 379
 Hexagonal bolt with nut and washer, 223
 Hexagonal bolt with shaft and thread, 372
 Hexagonal nut, 86, 224, 302, 335, 337, 345, 355, 359, 362-363, 373, 379
 Hexagonal nut DIN 934, 99, 116
 Hexagonal nut DIN 934 V2A, 116
 Hexagonal nut DIN 934 V4A, 116
 Hexagonal nut DIN 934, V2A, 99
 Hexagonal nut DIN 934, V4A, 99
 Hexagonal nut with underhead toothing DIN 6923, 116
 Hexagonal nut with underhead toothing DIN 6923, V2A, 99
 Hexagonal wood screw DIN 571, 116
 Hinge crossbar for FL 30 mm, 190
 Hinge crossbar for Rd 8-10 mm, 190
 HMS-KS countersunk head, 396
 Hold down clip, 251

H

Hold-down clamp, 252, 263, 272, 307, 310, 313, 325-327
 Hold-down clamp for barrier strip fastening, 250, 255, 257, 261, 270-271, 273, 307, 310, 312-313, 325, 327
 Holder for installation in GB2 and GB3 mounting boxes, 151
 Holder with strain relief for Flexkanal, 552
 Holder, V support, 202
 Hole punch, 448
 Hole saw for duct opening US80, 628
 Hood for T reducing branch piece, 358
 Hook nail, 111
 Hook screw, 251, 255, 291, 308
 Hook-head bolt, 18 mm slot width, 95
 Hook-head bolt, 18 mm slot width V4A, 95
 Hook-head bolt, 22 mm slot width, 95
 Hook-head bolt, 22 mm slot width V4A, 95
 Hose connection for ISS110100F, 505
 Hose connection for ISS140100F, 507
 Hose connection for ISSDM45F, 509
 Hose connection for ISSOG70140F, 499
 Hose connection for ISSRM45F, 503

I

I support connector, 216, 280
 Identification clip, 252, 255, 309, 326
 Identification plate, 335, 337, 339, 341, 343, 345, 347, 349, 364, 367
 Identification plate for cable system, 370, 373-374, 377-378, 381, 385-388, 392
 Identification plate for function maintenance, 361, 363
 Identification plate for single cable, 351
 Identification plate for small insulation, 351
 Identification plate for strain relief, 382
 Impact clip, slot 11-12 mm, 96
 Impact head for earthing rods ST, BP and OMEX, 177
 Impact head for LightEarth earthing rod, 177
 Impact mandrel, 113
 Impact mandrel for internal thread anchor, 395
 Impact point for LightEarth earthing rod, 177
 Impact point for OMEX earthing rod, 177
 Impact point for ST and BP earthing rod, 177
 Impact tie, 112
 Impregnation fluid, 349
 Impu steel nail, 111
 Impu-Fix ribbon conductor quick adhesive, 74
 In-concrete box 48 mm for GES, 593
 In-concrete box 48 mm for GESR, 593
 In-concrete box for GES9, 593
 In-concrete box for GESR9, 593
 Industrial pole profile, type ISS160160IP4, 510
 Industrial service pole, type ISS160160IP6, 510
 Industrial vertical cable ladder C40, 280
 Industrial vertical cable ladder W40, 280
 Information panel, 204
 Inlay plate for round service outlet GESR7 10U, 600
 Inlay plate for round service outlet GESRA9 10U, 600
 Inlay strip, 69
 Insert plate, 263, 272, 313
 Insertion nut, 590, 596, 623-625
 Inspection cover for half post mounting HS140, 599
 Inspection cover for half post mounting HSM45, 599
 Inspection door, 197
 Installation duct with mounting openings, 590
 Installation duct, closed, 590
 Installation frame for combination of 2x and 2x Modul, 602, 619 45@ devices
 Installation frame for combination of 3x and 1x Modul, 602, 619 45@ devices
 Installation frame for four single Modul 45@ devices, 602, 619
 Installation frame for MT45V, terminated with protective, 602, 619 contact socket
 Installation frame for three single Modul 45@ devices, 602, 619

I

Installation strip for strip earthing clip, 172
 Installation trunking Rapid 45, type GEK-A 53100 with, 451
 upper part
 Installation trunking Rapid 45, type GEK-A 53160 with, 451
 upper part
 Installation trunking Rapid 45, type GEK-K 53100 with, 447
 upper part
 Installation trunking Rapid 45, type GEK-K 53160 with, 447
 upper part
 Installation trunking Rapid 45, type GEK-K 53160-3 with, 448
 upper part
 Installation trunking with 200 mm width, 585
 Installation trunking with 300 mm width, 585
 Installation trunking with 400 mm width, 585
 Installation trunking with 500 mm width, 585
 Installation trunking with 600 mm width, 585
 Installation unit AR45, for 2 PU, 544
 Installation trunking with 300 mm width, 585
 Insulated interception rod, 185, 203
 Insulated interception rod for inner-routed isCon cable, 185, 203
 Insulated interception rod for inner-routed isCon cable, 185, 203
 with side exit
 Insulated lightning protection set, 3-corner fastening, 201
 Insulated lightning protection set, IR fastening, 201
 Insulated lightning protection set, V fastening, 201
 Insulated lightning protection set, VRS fastening, 201
 Insulated spacer, 202
 Insulating rod, 201
 Insulation layer creator in a bucket, 335, 351
 Insulation layer creator in a cartridge, 335, 345, 351
 Interception rod for FangFix-Junior, 183
 Interception rod holder for ridge tiles, 184
 Interception rod holder for sloping roof, 184
 Interception rod, one end rounded, 184
 Interception rod, one end rounded with connection strap, 184
 Interception tip, 183, 202
 Interception/earth entry rod with connection tabs, 178, 184, 197
 Interception/earth entry rod with connection tabs and, 184
 connector
 Interception/earth entry rod, rounded-off on both sides, 178, 183-184,
 197
 Intermediate expansion connector, metric thread, 51
 Internal corner, 358, 427-430, 447-448, 451-452, 455, 457-458, 478,
 481, 483
 Internal corner cover, 412, 417-419, 433, 447-448, 451
 Internal corner cover, Soft, 486
 Internal corner cover, Style, 486
 Internal corner cover, Swing, 486
 Internal corner cover, trunking height 70 mm, 472
 Internal corner cover, variable, 455, 457-458
 Internal corner cover, variable, trunking depth 70 mm, 466
 Internal corner cover, variable, trunking height 70 mm, 462, 464, 468,
 470, 474, 477
 Internal corner simplified, trunking height 70 mm, 470, 472, 474, 477
 Internal corner simplified, trunking height 90 mm, 472, 474, 477
 Internal corner, design trunking, 486
 Internal corner, trunking height 70 mm, 462, 482, 484
 Internal corner, trunking height 90 mm, 462, 482, 485
 Internal corner, trunking height 70 mm, 464, 466, 468
 Internal corner, trunking height 90 mm, 464, 466, 468, 486
 Internal corner, without height adjustment units, 581
 Internal thread anchor, 395
 Intersection, 260, 447-448, 451-452
 Intersection 100100, 422
 Intersection 220100, 423
 Intersection 300100, 424
 Intersection 50050, 421
 Intersection with reduction 220100, 423
 Intersection with reduction 300100, 424
 IS 8 support, 216
 isCon® arrestor, 202
 isCon® arrestor in light grey, 202

I

isFang interception rod, 185
 isFang interception rod stand, 185, 204
 isFang interception rod stand with side exit, 185, 203
 isFang support for corner pipe mounting, 50 x 50 mm, 185, 204
 isFang support for pipe mounting, \varnothing 40-50 mm, 185, 204
 isFang support for pipe mounting, \varnothing 50-300 mm, 185, 204
 isFang support for pipe mounting, \varnothing 50-60 mm, 185, 204
 isFang support for spaced pipe mounting, \varnothing 50-300, 185, 204
 mm
 isFang support for wall mounting, 15 mm spacing, 185, 204
 isFang support for wall mounting, 200-300 mm spacing, 185, 204
 isFang support for wall mounting, 80 mm spacing, 185, 204
 isFang-3B threaded rod, 186, 204
 ISO base clip, 64
 ISO nail clamp, 64
 ISO nail clip, black, 65
 ISO nail clip, light grey, 65
 ISO nail clip, white, 65
 ISOLAB measuring system arrestor tester, 169

J

Joint connector, 251, 255, 296, 307-308, 315, 325, 427-430, 452,
 487
 Joint cover, 405, 407-409, 433, 447-448
 Joint cover for lower part, 451
 Joint cover for upper part, 451
 Joint cover, trunking height 70 mm, 461, 463, 465, 467, 469, 471,
 473, 476
 Joint cover, trunking height 90 mm, 461, 463, 465, 467, 469, 471,
 474, 476
 Joint plate, 241, 267, 269, 306, 312, 323, 369, 377
 Joint plate for SKS, 353
 Junction and branch box, 590
 Junction box A 11, 23
 Junction box A 14, 23
 Junction box A 18, 23
 Junction box A 6, 23
 Junction box A 8, 23
 Junction box B 9/T, with perforation membrane, 33
 Junction box B 9/T, without penetration membrane, 33
 Junction box cover, T 100, with 4 Modul 45 sockets, 31
 Junction box cover, T 100, with 2 Modul 45 sockets, 31
 Junction box T 100, closed, 26
 Junction box T 100, plug-in seal, 26
 Junction box T 160, closed, 26
 Junction box T 160, plug-in seal, 26
 Junction box T 25, plug-in seal, 25
 Junction box T 250, closed, 26
 Junction box T 250, plug-in seal, 26
 Junction box T 350, closed, 26
 Junction box T 350, plug-in seal, 26
 Junction box T 40, closed, 26
 Junction box T 40, plug-in seal, 25
 Junction box T 60, closed, 26
 Junction box T 60, plug-in seal, 25
 Junction box, B 10 M, with thread, 33
 Junction box, B 100 M, without thread, 33
 Junction box, B 11 M, with thread, 33
 Junction box, B 12 M, with thread, 33
 Junction box, B 160 M, without thread, 33
 Junction box, B 25 M, without thread, 33
 Junction box, B 250 M, without thread, 33
 Junction box, B 40 M, without thread, 33
 Junction box, B 60 M, without thread, 33
 Junction box, B 9/B M, with thread, 33
 Junction box, B 9/K M empty, with thread, 33

K

K connector, 201
 Knock-in anchor, 63, 112, 414
 Knotted chain, 555, 557

L

Labelling panel, 582, 618
 Large washer, 99, 117, 223, 355, 359
 Large washer DIN 440, 373, 379
 Large washer, V2A, 100, 117
 Large washer, V4A, 100, 117
 LED element, 527
 LED module, 285
 Lid blind plate for rectangular mounting opening, 571
 Lid blind plate for round mounting opening, 571
 Lid butt seal for trunking width 200 and 300 mm, 586
 Lid butt seal for trunking width 200 and 300 mm, all, 574, 576
 trunking heights
 Lid butt support for trunking width 400, 500 and 600 mm, 586
 Lid butt support for trunking width 400, 500 and 600, 574
 mm, all trunking heights
 Lid butt support for trunking width 400, 500 and 600, 576
 mm, trunking height 100-150 mm
 Lid butt support for trunking width 400, 500 and 600, 576
 mm, trunking height 40-70 mm
 Lid butt support for trunking width 400, 500 and 600, 576
 mm, trunking height 60-110 mm
 Lid clamp, 369, 374
 Lid fastening screw, 577, 596
 Lid screws, 363
 Lid support, 359
 Lid with turn buckle, 324
 Lid, unperforated, 369, 374
 Lifting tool - magnet lifter, 1300 N, 577
 Lifting tool - suction lifter, 300 N, 578
 Light-duty vertical cable ladder, 3.000 mm, 277
 Light-duty vertical cable ladder, 6.000 mm, 277
 LightEarth earthing rod, 177
 LightEarth earthing rod, V4A, 177
 Lightning arrestor/combination arrestor base, 124
 Lightning current and surge arrestor, 1-pole + NPE, 127
 Lightning current and surge arrestor, 1-pole + NPE with, 127
 remote signalling
 Lightning current and surge arrestor, 3-pole, 127
 Lightning current and surge arrestor, 3-pole + NPE, 127
 Lightning current and surge arrestor, 3-pole + NPE with, 127
 remote signalling
 Lightning current and surge arrestor, 3-pole with remote, 127
 signalling
 Lightning current and surge arrestor, 4-pole, 127
 Lightning current and surge arrestor, 4-pole with remote, 127
 signalling
 Lightning current arrestor, 1-pole, 124
 Lightning current arrestor, 1-pole NPE, 123
 Lightning current arrestor, 1-pole with function display, 124
 Lightning current arrestor, 3-pole, 124
 Lightning current arrestor, 3-pole + NPE, 123
 Lightning current meter, 169, 197
 Lightning ISO clip, 64
 Lightning ISO clip, screw-on, 64
 LightningController 1-pole with remote signalling, 124
 LightningController 3-pole with remote signalling, 124
 Lined body for rectangular installation unit of nominal, 638
 size 4
 Lined body for rectangular installation unit of nominal, 638
 size 9
 Lined body for round installation unit of nominal size R4, 637
 Lined body for round installation unit of nominal size R7, 637
 Lined body for round installation unit of nominal size R9, 637
 LK fitting, flat angle, 388
 LKM duct 20030, 387
 LKM duct 60100, 388
 LKM duct clamp, function maintenance, 388
 LKM edge protection ring, 388
 LKM end piece, 388
 LKM fitting, external corner, 388
 LKM fitting, T piece, 388
 LKM joint connector, 388

L

LM fitting, internal corner, 388
 Lock plate for external corner, 358
 Lock plate for flat angle, 358
 Lock plate for internal corner, 358
 Lock plate for wall connection I120, 358
 Lock plate reducing piece, 358
 Lock plate, T branch piece, 358
 Lock plate, T reducing branch piece, 358
 Lock washer, 99, 116, 224
 Lock washer V4A, 116
 Lock washer, V4A, 99
 Locking bracket, 359, 461, 463, 465, 467, 469, 471, 473, 475, 478,
 481, 483-485, 510
 Locking bracket for cover, 452
 Locking bracket for covers, 45 mm system opening, 513
 Locking bracket for covers, 80 mm system opening, 513
 Locknut, 84
 Locknut, metric thread, 50, 56
 Locknut, metric thread with cutting teeth, 56
 Locknut, PG thread, 50, 56
 Long trough, 385
 Long trough for grouped support GRIP "M" 15, 386
 Longitudinal connector set for side height 110 mm, 245
 Longitudinal connector set for side height 60 mm, 245
 LS switch mounting support for installation in mounting, 621
 boxes, 1 x REG
 LS switch mounting support for installation in mounting, 621
 boxes, 2 x REG
 LSA-Plus technology / LSA basic and fine protection, 159
 LSA-Plus technology / LSA basic protection, 159
 LSA-Plus technology / LSA connection strip, 159
 LSA-Plus technology / LSA earthing rail for LSA-BF, 159
 LSA-Plus technology / LSA earthing strip, 159
 LSA-Plus technology / LSA installation trough, 159
 LSA-Plus technology / LSA separating strip, 159
 LSA-Plus technology / LSA simple tool, 159
 LSA-Plus technology / protective housing, 159
 Luminaire connection terminal with 2 connections, 42
 Luminaire connection terminal with 3 connections, 42
 Luminaire support channel, 286
 Luminaire support clamp LTK, 285
 Luminaire support tray, 288

M

Magic add-on tee, 229, 232, 236, 239, 305, 323
 Magic bend, variable, 232, 235, 238, 304-305, 323
 Magic cable tray adapter LED, 286
 Magic cross-over, 229, 232, 236, 239, 305, 323
 Magic straight conector, 237
 Magic straight connector, 234, 240, 322
 Magic straight connector set, 230, 234, 237, 240, 303-304, 322
 Magic T branch piece, 229, 232, 236, 239, 305, 323
 Magnetic card and holder, 197
 Magnetic card and holder MK-B, 169
 Magnetic card holder, 197
 Magnetic card holder PCS-H, 169
 Magnetic card PCS, 169, 197
 Magnetic card reader, 198
 Magnetic lifter, 1300 N, 609
 Malleable iron separating piece, 196
 MCR protection for 2-pin for power supply with leak, 152, 162
 current-free remote signalling, 230 V AC/DC
 MCR protection for 2-pin for power supply with remote, 162
 signalling, 12 V AC/DC
 MCR protection for 2-pin for power supply with remote, 152, 162
 signalling, 230 V AC
 MCR protection for 2-pin for power supply with remote, 152, 162
 signalling, 24 V AC/DC
 MCR protection for 2-pin for power supply with remote, 162
 signalling, 48 V AC/DC

M

MCR protection for 2-pin for power supply with remote, 162
 signalling, 60 V AC
 MCR protection for 2-pin for power supply, 110 V, 151, 162
 MCR protection for 2-pin for power supply, 12 V, 151, 162
 MCR protection for 2-pin for power supply, 230 V, 151, 162
 MCR protection for 2-pin for power supply, 24 V, 151, 162
 MCR protection for 2-pin for power supply, 48 V, 151, 162
 MCR protection for 2-pin for power supply, 60 V, 151, 162
 MCR protection for explosive areas, 2-pole, 24 V, 165
 MCR protection for explosive areas, 3-pole, 24 V, 165
 Medium and fine protection for two-core systems 110 V, 163
 Medium and fine protection for two-core systems 12 V, 163
 Medium and fine protection for two-core systems 24 V, 163
 Medium and fine protection for two-core systems 48 V, 163
 Medium and fine protection for two-core systems 5 V, 163
 Medium and fine protection for two-core systems 60 V, 163
 Medium-duty vertical cable ladder, 6,000 mm, 277
 Medium-duty vertical cable ladder, 6.000 mm, 277
 Mesh angle, 252
 Mesh cable tray connector, long, 250
 Mesh cable tray GRM 55, 354
 Mesh cable tray GR-Magic®, 250, 374
 Mesh cable tray GR-Magic® 105, 307
 Mesh cable tray GR-Magic® 35, 307
 Mesh cable tray GR-Magic® 55, 307
 Mesh cable tray GR-Magic® with 1 partition, 249
 Mesh cable tray GR-Magic® with 2 partitions, 249
 Mesh cable tray GR-Magic®, electrogalvanised, 369
 Mesh cable tray GR-Magic®, side height 105 mm, 325
 Mesh cable tray GR-Magic®, side height 35 mm, 325
 Mesh cable tray GR-Magic®, side height 55 mm, 325
 Mesh for dry areas, 367
 Mesh for wet areas, 367
 Metal fire protection duct, I30 to I120, 358
 Metal pressure clip, for 10 cables, 353
 Metal pressure clip, for 14 cables, 386
 Metal pressure clip, for 16 cables, 353
 Metal pressure clip, for 18 cables, 386
 Metal spreading anchor, 112, 345
 Metal strip clips, narrow, 73, 367
 Metal strip clips, wide, 73, 367
 Mineral fibre plate, pre-coated, 337
 Mineral wool, 335, 337, 345, 351
 Mini jack connection, 1 module, slanting outlet, as, 536
 soldered connection
 Mini jack connection, 1 module, straight outlet, as, 536
 soldered connection
 Mini trunking with adhesive film and hinge cover MD12, 401
 Mini trunking with adhesive film and hinge cover MD17, 401
 Mini trunking with adhesive film and hinge cover MD4, 401
 Mini trunking with adhesive film and hinge cover MD7, 401
 Mini trunking with adhesive film M11, 401
 Mini trunking with adhesive film M7, 401
 Mini trunking with adhesive film M9, 401
 Mixer pipe set, 339
 MMS 6 pan head, 396
 MMS 7.5 pan head, 396
 MMS hex, 396
 MMS-MS pan head, 396
 MMS-ST with thread, 396
 Modul 45 cavity wall accessory socket, double, 39
 Modul 45 cavity wall accessory socket, single, 39
 Modul 45 cavity wall accessory socket, triple, 39
 Modul 45connect® connector, 635
 Modul 45connect® connector part adapter, 635
 Modul 45connect® strain relief, 635
 Module support for four Modul 45® devices, system, 618
 length 208 mm
 Module support for Modul-45connect® devices, system, 635
 length 165 mm

M

Module support for Modul-45connect® devices, system, 635
 length 208 mm
 Module support for three Modul 45® devices, system, 618
 length 165 mm
 Module support for vertical installation Modul 45®, 602, 619
 devices
 Module support MT4 for OKB, system length 208 mm, 582
 Module support with protective housing for Modul 45®, 619
 devices, system length 165 mm
 Module support with protective housing for Modul 45®, 582, 619
 devices, system length 208 mm
 Mortar, 362, 364
 Motor connection column, 296
 Moulded part connector, Magic, 304
 Mounting and connection profile for convection grids,, 489
 trunking height 70 mm
 Mounting and connection profile for convection grids,, 489
 trunking height 90 mm
 Mounting and connection profile for convector panelling,, 490
 trunking height 70 mm
 Mounting and connection profile for convector panelling,, 490
 trunking height 90 mm
 Mounting and fastening plate, 28
 Mounting angle, 217, 281, 314
 Mounting angle BW 70, 214
 Mounting box, Telitank T4L, 623
 Mounting bracket, 296
 Mounting bracket for individual suspension of LED, 285
 module
 Mounting bracket with 2 holes, V2A, 98
 Mounting bracket, 45° with 3 holes, 97
 Mounting bracket, 45° with 4 holes, 97
 Mounting bracket, 45°, with 3 holes, V4A, 98
 Mounting bracket, 45°, with 4 holes, V2A, 98
 Mounting bracket, 45°, with 4 holes, V4A, 98
 Mounting bracket, 90° with 2 holes, 97
 Mounting bracket, 90° with 3 holes, 97
 Mounting bracket, 90° with 4 holes, 97
 Mounting bracket, 90°, with 2 holes, V2A, 98
 Mounting bracket, 90°, with 2 holes, V4A, 98
 Mounting bracket, 90°, with 3 holes, V2A, 98
 Mounting bracket, 90°, with 3 holes, V4A, 98
 Mounting bracket, 90°, with 4 holes, V2A, 98
 Mounting bracket, 90°, with 4 holes, V4A, 98
 Mounting clamp, system size 100100, 425
 Mounting clamp, system size 220100, 425
 Mounting clamp, system size 300100, 425
 Mounting clamp, system size 50050, 425
 Mounting key for blanking cover BAB80, 628
 Mounting key for blanking cover BABF80, 628
 Mounting key with threaded sleeve, 609, 613-614
 Mounting lid 250-3 for Telitank, 569
 Mounting lid 350-3 for GES4, 570
 Mounting lid 350-3 for GES6, 570
 Mounting lid 350-3 for GES9, 570
 Mounting lid 350-3 for GESR4, 570
 Mounting lid 350-3 for GESR7, 570
 Mounting lid 350-3 for GESR9, 570
 Mounting lid 350-3 for GESRM2, 570
 Mounting lid 350-3 for Telitank, 570
 Mounting lid DUG350-3R9 for GRAF9, 601
 Mounting lid for GES4, 400 mm, 577
 Mounting lid for GES4, 800 mm, 577
 Mounting lid for GES6, 400 mm, 577
 Mounting lid for GES6, 800 mm, 577
 Mounting lid for GES9, 400 mm, 577
 Mounting lid for GES9, 800 mm, 577
 Mounting lid for GESR9, 400 mm, 577
 Mounting lid for GESR9, 800 mm, 577
 Mounting lid for heavy-duty application of GRAF9, 601

M

Mounting lid for height-adjustable cassette of nominal, size 4 in system bases 609
 Mounting lid for height-adjustable cassette of nominal, size 9 in system bases 609
 Mounting lid for height-adjustable cassette of nominal, size UKL4 in system bases 609
 Mounting lid for height-adjustable cassette of nominal, size UKL500 in system bases 609
 Mounting lid for Telitank mounting, 590
 Mounting lid for Telitank top, 400 mm, 577
 Mounting lid for Telitank top, 800 mm, 577
 Mounting lid, blank, 800 mm, 577
 Mounting lid, blank, locking, 800 mm, 577
 Mounting lid, heavy-duty 350-3/4, 570
 Mounting lid, heavy-duty 350-3/9, 570
 Mounting lid, heavy-duty 350-3R4, 570
 Mounting lid, heavy-duty 350-3R7, 570
 Mounting lid, heavy-duty 350-3R9, 570
 Mounting plate, 241, 252, 296, 306
 Mounting plate 2 x data socket type A for System 55, 602, 619
 Mounting plate 2 x data socket type B for System 55, 602, 619
 Mounting plate 2 x data socket type C for System 55, 602, 619
 Mounting plate 2 x data socket type F for System 55, 602
 Mounting plate 2 x data socket type LE for System 55, 602, 619
 Mounting plate 2 x data socket type F for System 55, 619
 Mounting plate for cable tray, 29
 Mounting plate for FireBox T series, 392
 Mounting plate for mesh cable tray, 29
 Mounting plate for the installation of data sockets in, 629
 GESRM2, 1 x type LE
 Mounting plate for the installation of data sockets in, 629
 GESRM2, 1 x type XD
 Mounting plate for the installation of data sockets in, 629
 GESRM2, 2 x type A
 Mounting plate for the installation of data sockets in, 629
 GESRM2, 2 x type B
 Mounting plate for the installation of data sockets in, 629
 GESRM2, 2 x type C
 Mounting plate for the installation of data sockets in, 629
 GESRM2, 2 x type F
 Mounting plate, 1-pole, 124
 Mounting plate, 2-pole, 124
 Mounting plate, 3-pole, 124
 Mounting plate, junction box B 9/T, 33
 Mounting rail MS 21, 220
 Mounting rail, MS 21, 91, 355
 Mounting rail, MS 21 V2A, 91
 Mounting rail, MS 21 V4A, 91
 Mounting rail, MS 21, double version, 92
 Mounting rail, MS 21, double version, V2A, 92
 Mounting rail, MS 41, 355
 Mounting rail, MS 41 V2A, 93
 Mounting rail, MS 41 V4A, 93
 Mounting rail, MS 41, double version, 93
 Mounting rail, MS 41, double version, V2A, 93
 Mounting rail, MS21, 91
 Mounting rail, MS41, 93
 Mounting set for T support, 203
 Mounting set for UZD250-3, 605, 613
 Mounting set for UZD350-3, 605, 613
 Mounting support for data technology connection, 619
 sockets, system length 165 mm
 Mounting support for data technology connection, 619
 sockets, system length 208 mm
 Mounting support for installation of Modul 45® in GE2., 630
 1/2 module width
 Mounting support for installation of Modul 45® in, 630
 GE2.15, 1/2 module width
 Mounting support for installation of Modul 45® in GE2F., 631
 1/2 module width
 Mounting support for the installation of data sockets in, 630
 GE2, 1 x type K

M

Mounting support for the installation of data sockets in, 629
 GE2, 2 x type A
 Mounting support for the installation of data sockets in, 629
 GE2, 2 x type B
 Mounting support for the installation of data sockets in, 629
 GE2, 2 x type C
 Mounting support for the installation of data sockets in, 629
 GE2, 2 x type F
 Mounting support for the installation of data sockets in, 630
 GE2, 2 x type LE
 Mounting support for the installation of data sockets in, 630
 GE2.15, 1 x type K
 Mounting support for the installation of data sockets in, 630
 GE2.15, 2 x type A
 Mounting support for the installation of data sockets in, 630
 GE2.15, 2 x type B
 Mounting support for the installation of data sockets in, 630
 GE2.15, 2 x type C
 Mounting support for the installation of data sockets in, 630
 GE2.15, 2 x type F
 Mounting support for the installation of data sockets in, 630
 GE2.15, 2 x type LE
 Mounting support for the installation of data sockets in, 631
 GE2F, 1 x type K
 Mounting support for the installation of data sockets in, 631
 GE2F, 2 x type A
 Mounting support for the installation of data sockets in, 631
 GE2F, 2 x type B
 Mounting support for the installation of data sockets in, 631
 GE2F, 2 x type C
 Mounting support for the installation of data sockets in, 631
 GE2F, 2 x type F
 Mounting support for the installation of data sockets in, 631
 GE2F, 2 x type LE
 Mounting support, double, for Modul 45®, 543
 Mounting support, single, for data technology and, 544
 ELKO devices
 Mounting support, single, for Modul 45®, 543
 Mounting support, triple, for Modul 45®, 543
 Mounting angle BW 60, 214
 M-Quick cable bracket PA, 203
 Multi-Adapter, 202
 MultiBase base, 148
 MultiBase base + NPE, 130, 138, 148
 MultiBase base + NPE with fuse monitoring, 130, 138, 148
 MultiBase base + NPE with remote signalling, 148
 MultiBase base MB25, 137
 MultiBase base MB25 with remote signalling, 137
 MultiBase base with audible signalling, 130, 138, 148
 MultiBase base with fuse monitoring, 130, 138, 148
 MultiBase base with remote signalling, 130, 138, 148
 MultiBase bottom part, 130, 138
 Multimedia support for DVI plug connector, 1 module., 535
 slanting outlet
 Multimedia support for DVI plug connector, 1 module., 535
 straight outlet
 Multimedia support for SLR plug connector, 1 module., 537
 straight outlet
 Multimedia support for VGA / D-Sub9 plug connector, 1, 535
 module, slanting outlet
 Multimedia support for VGA / D-Sub9 plug connector, 1, 535
 module, straight outlet
 Multiple sealing insert, metric, 47
 Multiple sealing insert, PG, 47
 Multipurpose anchor, 112
 Multi-Quick clip, 61
 Multi-Quick clip, metric, 61
 Mushroom-shaped interceptor with connectors, 184

N

Nail anchor, 225, 321
 Nail tie, 388
 Nail tie with nail head, 395
 Nail tie with thread end, 395
 Nail-Fix, 64

N

Nail-Fix, without nail, 64
 Neutral and protective conductor terminals, 12-pole, 41
 Neutral and protective conductor terminals, 7-pole, 41
 Noise limit barrier, 492
 Noise limit barrier, sold by the metre, 492
 Non-slip strip for BKRS, 246
 Number plates, 181, 197

O

O sealing ring for metric connection thread, 52, 57
 O sealing ring for PG connection thread, 52, 58
 OBO anchor, 111
 OBO anchors, 568
 OBO knock-in anchors, 568
 OKA trunking end piece, 586
 OKB supply trunking, without height adjustment units, 581
 Omega clamp, 97
 Omega clamp 41 21, V2A, 98
 Omega clamp 41 41 V2A, 98
 Omega clamp 41 41, V4A, 98
 OMEX earthing rod, 177
 One-way switch, 1/2 module, 527
 One-way switch, 1/2 module, can be lit with LED, 527
 element
 One-way switch, 2-pole, 1 module, 527
 One-way switch, 2-pole, 1 module, illuminated with LED, 527
 element
 On-floor branch trunking, 596
 On-floor installation trunking, height 40 mm, 595
 On-floor installation trunking, height 70 mm, 595
 On-floor installation trunking, height 75 mm, 595

P

PA cable bracket with tightening strap, 203
 PA roof cable holder, sloping roof, 203
 Parallel clamp, 180
 Parallel connector Rd 8 mm, M10 x 30, 192
 Parallel connector Rd 8–10 mm, M6 x 20, 192
 Parallel connector Rd 8–10 mm, M8 x 25, 192
 Parting pliers for divisible cable gland seal insert, 47
 Partition, 431, 449, 452, 457-458, 478, 487, 511
 Partition for BKRS, 246
 Partition for ISS140110, 501
 Partition for ISS70110, 500
 Partition for ISSDM45F, 509
 Partition for ISSDM45R, 508
 Partition for ISSRM45, 502
 Partition for ISSRM45F, 503
 Partition for module support, 618
 Partition for trunking height 100 mm, 413
 Partition for trunking height 40 mm, 413
 Partition for trunking height 60 mm, 413
 Partition for trunking height 80 mm, 413
 Partition Telitank T12L, 625
 Partition Telitank T4B, 623
 Partition Telitank T4L/T8NL, 624
 Partition VH-4, 555
 Partition VH-8, 555
 Partition VHF, with compressed air connection, 557
 Partition VHF, without compressed air connection, 557
 Partition, halogen-free 40, 419
 Partition, halogen-free 60, 419
 Partition, trunking height 70 mm, 481, 483-486
 Partition, trunking height 90 mm, 483, 485-486
 Perforated cable routing trunking 50050 without cover, 421
 Perforated steel strap, 75, 288
 Perforated steel strap, plastic-coated, 75
 Perforated steel strap, ridged, 75
 Perforated steel strap, ridged, V4A, 75

P

Perforated steel strap, V4A, 75
 Photovoltaic housing with 4 fuses 10 A, 156
 Photovoltaic upper part – lightning and surge arrestors, 157
 Photovoltaic upper part – surge arrestors, 157
 Photovoltaic upper part – lightning and surge arrestors, 157
 Photovoltaic upper part – surge arrestors, 157
 Pipe clamp, 196
 Pipe end cap, metric, 79
 Pipe end cap, PG, 79
 Pipe fastening, 202
 Pipe insulating strip, 349
 Pipe shells PYROCOMB® Intube, 347
 Pipe sleeve PYROCOMB® with 8 fastening straps, 345
 Pipe sleeve PYROCOMB® with 10 fastening straps, 345
 Pipe sleeve PYROCOMB® with 12 fastening straps, 345
 Pipe sleeve PYROCOMB® with 2 fastening straps, 335, 337, 345
 Pipe sleeve PYROCOMB® with 4 fastening straps, 335, 337, 345
 Pipe sleeve PYROCOMB® with 6 fastening straps, 335, 337, 345
 Plasterboard anchor, 112
 Plastic corrosion protection strip, 181, 198
 Plastic duct cover, fluted, 478
 Plastic duct cover, smooth, 478
 Plastic external corner cover, fluted, 462, 464, 466, 468, 470, 474, 476
 Plastic external corner cover, smooth, 461, 463, 465, 468, 470, 474, 476
 Plastic flat angle cover, fluted, 462, 464, 466, 468, 470, 474, 476
 Plastic flat angle cover, smooth, 462, 464, 466, 468, 470, 474, 476
 Plastic rivet tool, 442, 445
 Plastic wire sleeve, 395
 Pliers for metal strip clips, 367
 Plug-in seal EDVS, 29
 Plug-in seal for cable, T series, 29
 Plug-in seal for FireBox T series, 392
 Plug-in seal for pipes, T series, 29
 Plug-in seal, B-series junction box, 33
 Polyamide cord outlet for frame cassette, 608
 Post crosspiece, 69
 Potential and earth connection block, 172
 Potential and earth connection block, V4A, 172
 Potential connection, 202
 Potential connection clip for mounting on isFang, 204
 Potential connection for installation in the insulated, 203
 interception rod isFang IN
 Pressing gun, 225, 396
 Pressure clip for 10 cables, 62, 67
 Pressure clip for 10 cables, connectable, 62
 Pressure clip for 16 cables, 62, 67
 Pressure clip for 8 cables, 62
 Pressure clip for 8 cables, connectable, 62
 Pressure clip with knock-in anchor, for 16 cables, 63
 Pressure clip with knock-in anchor, for 8 cables, 63
 Pressure clip with push-fit anchor, 63
 Pressure clip, for 16 cables, connectable, 62
 Pressure ISO clip, double, 63
 Pressure ISO clip, single, 63
 Pressure ring, PG thread, 57
 Pressure screw, PG strain relief, 50, 56
 Pressure screw, PG thread, 50, 56
 Professional cartridge pistol, 339
 Profile ceiling suspensions, 84
 Profile connector, horizontal, 489
 Profile connector, vertical, 490
 Profile earthing rod connection with connecting lug, 178
 Profile earthing rod connection with round cable lug, 178
 Profile for screed limitation, 581
 Profile rail, 176
 Profile rail in fixed lengths, 359
 Profile rail, 1.25 mm material thickness, 85
 Profile rail, 1.75 mm material thickness, 85

P

Profile rail, heavy-duty, 219
 Profile rail, perforated, 220
 Profile rail, slot 11 mm, 89
 Profile rail, slot 11 mm, dividable, 89
 Profile rail, slot 11 mm, perforated, 89
 Profile rail, slot 11 mm, unperforated, 89
 Profile rail, slot 11 mm, V2A, perforated, 89
 Profile rail, slot 11 mm, V2A, unperforated, 89
 Profile rail, slot 12 mm, perforated, 89
 Profile rail, slot 12 mm, unperforated, 89
 Profile rail, slot 16 mm, 89
 Profile rail, slot 16.5 mm, 90, 301, 385
 Profile rail, slot 16.5 mm, V2A, perforated, 89
 Profile rail, slot 16.5 mm, V2A, unperforated, 89
 Profile rail, slot 17 mm, 90, 385
 Profile rail, slot 18 mm, 90, 219, 301, 385
 Profile rail, slot 18 mm, V2A, 90
 Profile rail, slot 22 mm, 91, 220, 301
 Profile rail, slot 22 mm, V2A, 91
 Profile rail, slot 22 mm, V4A, 91
 Profile rails, 219
 Profile suspensions, 84
 Profile earthing rod connection with strip steel lug, 178
 Protection package, SAT applications, 148
 Protection package, telecommunications, 148
 Protection package, TV, 148
 Protection set MCD + V20 1-pole + NPE, 131
 Protection set MCD + V20 3-pole, 131
 Protection set MCD + V20 3-pole + NPE, 131
 Protection set MCD + V20 3-pole + NPE with remote, 131
 signalling
 Protection set MCD + V20 3-pole with remote signalling, 131
 Protection set MCD + V20, leakage current-free, 3-pole, 131
 Protection set MCD + V20, leakage current-free, 3-pole, 131
 + NPE
 Protection set MCD + V20, leakage current-free, 3-pole, 131
 + NPE with remote signalling
 Protection set MCD + V20, leakage current-free, 3-pole, 131
 with remote signalling
 Protective cap, 85, 253
 Protective cap for cable ladders, 370, 377
 Protective cap for mesh cable tray, 354, 369, 374
 Protective cap for mounting rail MS21, 355
 Protective cap for mounting rail MS41, 355
 Protective cap for profile rail, 359
 Protective cap for US 3 support, 362, 371, 378
 Protective cap for US 5 support, 354, 371, 378
 Protective cap for US 7 support, 372
 Protective cap MS21, 92, 220
 Protective cap MS41, 93, 220
 Protective cap, 1268, 90
 Protective cap, CPS 4, 90
 Protective cap, CPS 5, 91
 Protective conductor connection bracket, 452, 462, 464, 467, 469,
 471, 473, 475, 477-478,
 481, 483-487, 511-513,
 570, 577, 581, 595-596
 Protective frame for ISSHS4, 512
 Protective housing for module support, system length, 618
 104 mm
 Protective housing for module support, system length, 618
 147 mm
 Protective housing for module support, system length, 618
 61 mm
 Protective spark gap, 167
 Punching tool for depth 50 mm for snap-in slot, 425
 Punching tool, foot-operated, for snap-in slot 100, 425
 Punching tool, foot-operated, for snap-in slot 100 with, 425
 case
 Punching tool, hand-operated, for snap-in slot 100, 425
 Punching tool, hand-operated, for snap-in slot 100 with, 425
 case

P

Push-fit anchor for Quick clip, type 2957, 61
 Push-fit anchor with mushroom head, 62
 Push-fit anchors for cable ties, 62
 PV base, 2-pole in Y circuit, 157
 PV base, 2-pole in Y circuit with remote signalling, 157
 PV base, 3-pole in Y circuit, 157
 PV base, 3-pole in Y circuit with remote signalling, 157
 PV casing for WR with 1 MPP tracker, 156
 type 1, 1000 V DC
 PV casing for WR with 1 MPP tracker, 156
 type 1+2, 600 V DC
 PV casing for WR with 1 MPP tracker, 156
 type 1+2, 900 V DC
 PV casing for WR with 1 MPP tracker, 157
 type 2, 1000 V DC
 PV casing for WR with 1 MPP tracker, 156
 type 2, 600 V DC
 PV casing for WR with 2 MPP trackers, 155
 type 1+2, 900 V
 PV casing for WR with 2 MPP trackers, 156
 type 1+2, 900 V DC
 PV casing for WR with 2 MPP trackers, 155
 type 2, 1000 V
 PV casing for WR with 2 MPP trackers, 156
 type 2, 1000 V DC
 PV casing for WR with 2 MPP trackers, unoccupied,, 157
 with MC4 plug
 PV casing for WR with 3 MPP trackers, 156
 type 1+2, 900 V DC
 PV casing for WR with 3 MPP trackers, 156
 type 2, 1000 V DC
 PV casing for WR with 3 MPP trackers, unoccupied, 157
 PV casing for WR with 3 MPP trackers, unoccupied,, 157
 with MC4 plug
 PV casing with 4 fuse holders, 156
 unoccupied
 PV casing with 6 fuses 8 A, 156
 PVC wall cover, closed, 70110, 491
 PVC wall cover, closed, 70130, 491
 PVC wall cover, closed, 70170, 491
 PVC wall cover, closed, 70210, 491
 PVC wall cover, closed, 90110, 491
 PVC wall cover, closed, 90130, 491
 PVC wall cover, closed, 90170, 491
 PVC wall cover, closed, 90210, 491
 PVC wall cover, open, 70110, 491
 PVC wall cover, open, 70130, 491
 PVC wall cover, open, 70170, 491
 PVC wall cover, open, 70210, 491
 PVC wall cover, open, 90110, 491
 PVC wall cover, open, 90130, 491
 PVC wall cover, open, 90170, 491
 PVC wall cover, open, 90210, 491
 PYROPLUG® Screed filler, 343

Q

Quick clip, 61
 Quick clip, aluminium, 67
 Quick Clip, flame-resistant, 61
 Quick clip, for push-fit anchor, 61
 Quick connector, 223, 250, 307, 325
 Quick duct shears, 80
 Quick link, 288
 Quick pipe, 79
 Quick pipe connecting sleeve, 79
 Quick pipe T piece, 80
 Quick release aid, 570

R

Rabitz coupler, 114
 Rail connector SV with 3 holes, 97
 Rail connector SV with 3 holes, V2A, 97

R

Rail connector SV with 3 holes, V4A, 97
 Rail stands for 1801 VDE, 171
 Raised ring, 627
 Ratchet set, 47
 Ready-for-connection GB2 mounting box with surge protection, system length 165 mm, two circuits, double + single, 635
 Ready-for-connection GB2 mounting box with surge protection, system length 165 mm, two circuits, halogen-free, 636
 Ready-for-connection GB2 mounting box with surge protection, system length 165 mm, two circuits, single + single, 635
 Ready-for-connection GB2 mounting box, system, length 165 mm, two circuits, 635
 Ready-for-connection GB2 mounting box, system, length 165 mm, two circuits, halogen-free, 635
 Ready-for-connection GB3 mounting box with surge protection, system length 208 mm, two circuits, 636
 Ready-for-connection GB3 mounting box with surge protection, system length 208 mm, two circuits, halogen-free, 636
 Ready-for-connection GB3 mounting box, system, length 208 mm, two circuits, 635
 Ready-for-connection GB3 mounting box, system, length 208 mm, two circuits, halogen-free, 636
 Ready-for-connection module support MT3, system length 165 mm, 1 circuit, with double protective contact socket, 635
 Ready-for-connection module support MT3, system length 165 mm, 1 circuit, with triple protective contact socket, 635
 Ready-for-connection module support MT4 with surge protection, system length 208 mm, 2 circuits, with two double protective contact sockets, 635
 Ready-for-connection module support MT4, system length 208 mm, 1 circuit, with 2x double protective contact sockets, 635
 Ready-for-connection module support MT4, system length 208 mm, 2 circuits, with two double protective contact sockets, 635
 Reconstruction set for GESR7 to 10 mm floor covering recess, 600
 Reducer / stop-end, 230, 234, 237, 240, 304
 Reducer for AZ duct adapter LED to duct width 100 mm, 286
 Reducer for AZ duct adapter LED to duct width 50 mm, 286
 Reducing cone cable gland, PG thread, 48
 Reducing piece hood, 358
 Reducing sealing insert, metric, 47
 Reduction 100100 to 50050, 424
 Reduction 220100 to 100100, left, 425
 Reduction 220100 to 100100, right, 425
 Reduction 300100 to 100100, 425
 Reduction, metric thread, 50, 57
 Reduction, PG thread, 51, 57
 Relay insert, 1 module, 2-channel, 528
 Relay insert, 1 module, changeover, 528
 Release pliers, 442, 445
 Remote signalling replacement connector for Multibase, 130, 138, 148
 Replacement battery, 339
 Replacement connector for VF remote signalling, 164
 Retrofit wedge, 335
 Ribbon clip, 6 mm-wide, 73
 Ribbon clip, 9 mm-wide, 73
 Ridge conductor holder with tensioning spring, 186
 Ring eyelet, 114, 288
 Rising flat angle, 447, 451, 478
 RJ45 data connection module, Cat. 6A, shielded, 621, 629-631
 RJ45 data connection module, Cat. 6A, unshielded, 621, 629-631
 RKSM cable tray, 322
 Rod clamp, 197
 Rod holder, 202
 Rod holder for 16 mm interception and earth entry rods, 190

R

Rod holder for 16 mm interception and earth entry rods,, 190 with square pin
 Rod holder for 16 mm interception and earth entry rods,, 190 with screw and anchor
 Rod holder for 20 mm rods, 190
 Roller blind button, 1 module, 527
 Roller blind switch, 1 module, 527
 Roof cable holder for flat roofs, 188
 Roof cable holder for flat roofs, grey, 188
 Roof cable holder for flat roofs, plastic sleeve, 188
 Roof cable holder for flat roofs, recyclable, 188
 Roof cable holder for flat roofs, with increased base, 188 section
 Roof cable holder for flat roofs, with raised cable, 188 bracket
 Roof cable holder for flat roofs, without base, 188
 Roof cable holder for ridge tiles with M8 threaded bolts, 186
 Roof cable holder for ridge tiles, 158-260 mm, Rd 8-10, 186
 Roof cable holder for ridge tiles, 180-240 mm, Rd 8-10, 186
 Roof cable holder for ridge tiles, 185-260 mm, Rd 8, 186
 Roof cable holder for ridge tiles, 185-260 mm, Rd 8-10, 186
 Roof cable holder for ridge tiles, 185-260 mm, Rd 8, 186
 Roof cable holder for slated roofs with M8 threaded bolts, 187
 Roof cable holder for slated roofs, crimped, Rd 8, 187
 Roof cable holder for slated roofs, crimped, Rd 8-10, 187
 Roof cable holder for slated roofs, Rd 8, 187
 Roof cable holder for slated roofs, Rd 8-10, 187
 Roof cable holder for tiled and slated roofs, 74 mm, 187 height
 Roof cable holder for tiled and slated roofs, Rd 8-10, 187
 Roof cable holder for tiled roofs, angled, flexible, Rd 8, 187
 Roof cable holder for tiled roofs, angled, Rd 8, 187
 Roof cable holder for tiled roofs, angled, Rd 8-10, 187
 Roof cable holder for tiled roofs, Rd 8, 187
 Roof cable holder for tiled roofs, Rd 8-10, 187
 Roof cable holder for tiled, slated and corrugated roofs,, 188 Rd 8
 Roof cable holder for tiled, slated and corrugated roofs,, 188 Rd 8-10
 Roof cable holder for tiled, slated and corrugated roofs,, 188 with cable bracket
 Roof cable holder for tiled, slated and corrugated roofs,, 187 with crossbar
 Roof cable holder, 55 mm, suitable for bonding straight to flat roofs, 188
 Roof cable holder, suitable for bonding straight to flat roofs, 188 roofs
 Roof gutter clamp for all bead thicknesses, 194
 Roof penetration, 184
 Rope thimble, 288
 Round cable terminal from 25 mm² for 1801 VDE, 171
 Round cable terminal to 25 mm² for 1801 VDE, 171
 Round cable, aluminium, 175, 183
 Round cable, aluminium with PVC sheathing, 183
 Round cable, aluminium, with PVC sheathing, 175
 Round cable, copper, 175, 183
 Round cable, galvanised steel, 175, 183
 Round cable, galvanised steel with PVC jacketing, 175, 183
 Round cable, stainless steel, 175, 183
 Round cable, stainless steel, V4A, 175, 183
 Round seal for height-adjustable round cassette R4, 609, 615
 Round seal for height-adjustable round cassette R7, 609, 615
 Round seal for height-adjustable round cassette R9, 609, 615
 Round seal for tube body, 601, 609, 615
 Rubber support for ISS110100R, 504
 Rubber support for ISS140100R, 506
 Rubber support for ISS140110, 501
 Rubber support for ISS70110, 500
 Rubber support for ISSDM45R, 508
 Rubber support for ISSOG70140, 498

R

Rubber support for ISSRM45, 502
 Rubber support for ISST70140, 496
 Rubber support for ISST70140B, 497
 Rung CK 40, 280
 Rung CKD 40, 280
 Rung CPS 4, 279
 Rung seat, 279
 Rung seat for steel supports, 91
 Rung support plate for fitting, 370, 377
 Rung WSK 40, 280
 Rung, standard, 292

S

S hook, 85
 S990 cover frame for single Modul 45 device, 624
 S990 cover frame for triple Modul 45 device, 624
 SAK-2 cord outlet, brass, 608
 Saw guide for trunking depth 100 mm, 425
 Screed box for UKL4, 609
 Screed tie, 577
 Screen frame for cavity wall installation 2x double, 540
 Screen frame for cavity wall installation 3x double, 540
 Screen frame for cavity wall installation 4x double, 540
 Screen frame for cavity wall installation 5x double, 540
 Screen frame for cavity wall installation 6x double, 541
 Screw anchor, 225
 Screw connector, 292
 Screw plug, metric and PG, 47
 Screw plug, metric thread, 50, 56
 Screw plug, PG thread, 50, 56
 Screw-in anchor M6, 113
 Screw-in anchor M8, 113
 Screw-in anchor with M6 thread, 198
 Screw-in anchor with M8 thread, 198
 Screw-in beam clamp, universal, 84
 Screw-in beam clamp, with gland hole, 84
 Screw-in beam clamp, with hinge, 84
 Screw-in beam clamp, with thread, 84
 Screw-in nipple, metric thread, 51
 Screw-in nipple, PG thread with opening, 51
 Screw-in nipple, PG thread with perforation membrane, 51
 Screw-in spacer clip, 68
 Screw-in spacer clip, copper-plated, 69
 Screw-in spacer clip, heavy-duty version M10, 69
 Screw-in spacer clip, heavy-duty version M6, 69
 Screw-in spacer clip, heavy-duty version M8, 69
 Screw-in spacer clip, universal, 69
 Screw-in beam clamp, for pipes, 84
 Screwless cable bracket for Rd 8 mm, fastening with, 189
 screw and anchor
 Screwless cable bracket for Rd 8 mm, through-way Ø 5, 188 mm
 Screwless cable bracket for Rd 8 mm, through-way Ø 7, 188 mm
 Screwless cable bracket, raised construction type, for, 188
 Rd 8 mm, through-way Ø 5 mm
 Screwless terminals, 3-pole, 42
 Screwless terminals, 5-pole, 42
 Screwless terminals, 8-pole, 42
 Sealing compound, conductive, 349
 Sealing compound, outdoor, 349
 Sealing compound, water-repellent, 349
 Sealing plate, PG, 52, 58
 Sealing strip, 363
 Sealing strip I120/E90, 360
 Sealing strips I90/E30, 360, 362
 Seals for GRAF9-2 (spare part), 601
 Securing clip, 367
 Securing hook, 354
 Self-build profile, 85

S

Separating bracket for wall mounting, 360
 Separating clamp for ceiling mounting, 360
 Separating piece for Rd 8–10 and FL 30 mm, 196
 Separating piece for Rd 8–10 and FL 30–40 mm, 196
 Separating piece, closed, 196
 Separating piece, open, 196
 Separating retainer, 268, 273, 307, 322, 355, 372, 374, 379, 456, 576, 581–582, 618
 Separating retainer clamping piece for cable ladder, 372, 379
 Separating retainer clamping piece for cable tray, 355, 372, 374, 379
 Separating retainer clamping piece for mesh cable tray, 355, 372, 374
 Separating retainer clamping piece for mesh cable tray,, 375
 screwed on
 Separating retainer for module support, vertical, 602, 619
 Series clip, slot 11–12 mm, 96
 Series clip, slot 16–17 mm, 96
 Series connectors, polyamide wire protection clamp, 41
 Series pressure clip, 63
 Series protection device, 2-pole, 12 V version, 164
 Series protection device, 2-pole, 24 V version, 164
 Series protection device, 2-pole, 48 V version, 164
 Series protection device, 2-pole, 5 V version, 164
 Series protection device, 3-pole, 24 V version, 164
 Series protection device, 3-pole, 48 V version, 164
 Series protection device, 3-pole, 5 V version, 164
 Series protection device, 4-pole, 12 V version, 164
 Series protection device, 4-pole, 24 V version, 164
 Series protection device, 4-pole, 24 V version, ex-tested, 165
 Series protection device, 4-pole, 48 V version, 164
 Series protection device, 4-pole, 48 V version, ex-tested, 165
 Series protection device, 4-pole, 5 V version, 164
 Series protection device, 4-pole, 5 V version, ex-tested, 165
 Series switch, 1 module, 527
 Series terminal clip, slot 11–12 mm, 96
 Serrated washer, 224
 Serrated washer DIN 6798, 99, 116
 Service outlet lid for GES2, 595
 Service outlet lid for GES4, 595
 Service outlet lid for GES6, 595
 Service outlet lid for GES9, 595
 Service outlet lid for two GES2, 595
 Service outlet, round, for screed height 55 mm, 602
 Service outlet, square, for screed height 55 mm, 602
 Service pole, sheet steel, with PVC cover, 495
 Service pole, sheet steel, with sheet steel cover, 495
 Service pole, type ISS110100F, 505
 Service pole, type ISS110100R, 504
 Service pole, type ISS140100F, 507
 Service pole, type ISS140100R, 506
 Service pole, type ISS140110, 501
 Service pole, type ISS70110, 500
 Service pole, type ISSDHSM45, 513
 Service pole, type ISSDM45, 508
 Service pole, type ISSDM45F, 509
 Service pole, type ISSHS140250, 512
 Service pole, type ISSHS140500, 512
 Service pole, type ISSHS140700, 512
 Service pole, type ISSHS4, 512
 Service pole, type ISSHS6, 513
 Service pole, type ISSOG70140F, 499
 Service pole, type ISSOGHS70140, 513
 Service pole, type ISSRHSM45, 513
 Service pole, type ISSRM45, 502
 Service pole, type ISSRM45F, 503
 Service pole, type ISST70140, 496
 Service pole, type ISST70140B, 497
 Service unit, double, Modul 45®, 543
 Service unit, single, 544
 Service unit, single, Modul 45®, 543

S

Service unit, single, with large installation opening, 544
 Service unit, triple, Modul 45®, 543
 Servie pole, type ISSOG70140, 498
 Set made of Quick clip and Quick pipe, 80
 Shears for WDK trunking, mitre cut, 401
 Shears for WDK trunking, straight cut, 401
 Sheet steel external corner cover, 478
 Sheet steel flat angle cover, falling, 478
 Sheet steel flat angle cover, rising, 478
 Sheet steel internal corner cover, 478
 Sheet steel partition, trunking height 70 mm, 462, 464, 466, 468, 471, 473, 475, 477
 Sheet steel partition, trunking height 90 mm, 462, 464, 466, 469, 471, 473, 475, 477
 Shock Guard for Multibase base, 130
 Shock Guard locking, 138, 148
 Side exit from trunking depth 100 to flexible tube 50,, 424 round, vertical
 Side exit from trunking depth 100 to flexible tube,, 424 square, vertical
 Side exit from trunking depth 100 to system size 50050,, 424 vertical
 Side exit, 90° vertical, falling to 100100, 424
 Side exit, 90° vertical, falling to 220100, 424
 Side holder, 252, 308, 325
 Side holder, universal, 209, 299, 319
 Side profile for AIKA (spare part), 596
 Side profile for AIKU (spare part), 596
 Side profile for AIKU and AIKA, short length (spare part), 596
 Signal cover 60 mm, accessory sockets, 37
 Signal cover for Modul 45 accessory socket, double, 38
 Signal cover for Modul 45 accessory socket, single, 38
 Signal cover for Modul 45 accessory socket, triple, 38
 Signal cover, 1.5x, 539
 Signal cover, 70 mm, connection sockets, 37
 Signal cover, double, 539
 Signal cover, single, 539
 Signal cover, triple, 540
 Signal cover, wall luminaire socket, 37
 Siko nail, 111
 Single push-fit clip, 62
 Six fastening brackets for GES in system bases of, 601 thicknesses of up to 55 mm
 Six fastening brackets for GES in system bases of, 601 thicknesses of up to 80 mm
 Six fastening brackets for GES in system bases of, 601 thicknesses of up to 85 mm
 SKL skirting trunking, type SKL 50 D, 433
 SKL skirting trunking, type SKL 70 D, 433
 SKS cable tray adapter LED, 286
 Slide nut, 85, 224, 263, 301
 Slide nut, 11 mm slot width, 93
 Slide nut, 11–12 mm slot width, 94
 Slide nut, 16–17 mm slot width, 94
 Slide nut, 16–17 mm slot width, VA, 94
 Slide nut, 18 mm slot width, 94
 Slide nut, 18 mm slot width, VA, 94
 Slide nut, 22 mm slot width, 94
 Slide nut, 22 mm slot width, for MS 21 / 41, 94
 Slide nut, 22 mm slot width, for MS 21 / 41, V4A, 94
 Slide nut, 22 mm slot width, V4A, 94
 Slip protection, slide nut for 18 mm slot width, 385
 Slip protection, slide nut for slot widths up to 17 mm, 385
 Slot nut for industrial pole, 510
 Slotted steel strap, 220
 Slotted steel strap, bent, 251
 Slotted steel strap, rings, 74
 Slotted steel strap, rods, 73
 Snap clip, 62
 Snap-in data connection module, Cat. 5e, shielded, 621, 629-631
 Snap-in data connection module, Cat. 5e, unshielded, 620, 629-631
 Snap-in data connection module, Cat. 6, shielded, 621, 629-631

S

Snap-in data connection module, Cat. 6, unshielded, 621, 629-631
 Snow catching grate clamp, 194
 Socket 0° with switch, British Standard, single, 520
 Socket 0° with switch, South Africa / India, 16 A,, 520 encoded version, single
 Socket 0° with switch, South Africa / India, 16 A, single, 520
 Socket 0°, British Standard, single, 520, 556
 Socket 0°, China, 10 A, single, 521, 556
 Socket 0°, China, 16 A, single, 521, 556
 Socket 0°, China, combination CN-NEMA-EURO, single, 521
 Socket 0°, Connect 45, protective contact, double, 523
 Socket 0°, Connect 45, protective contact, single, 523
 Socket 0°, Connect 45, protective contact, triple, 523
 Socket 0°, Connect 45, with earthing pin, double, 523
 Socket 0°, Connect 45, with earthing pin, single, 523
 Socket 0°, Connect 45, with earthing pin, triple, 523
 Socket 0°, Connect 80, protective contact, double, 523
 Socket 0°, Connect 80, protective contact, single, 523
 Socket 0°, Connect 80, protective contact, triple, 523
 Socket 0°, Connect 80, with earthing pin, double, 523
 Socket 0°, Connect 80, with earthing pin, single, 523
 Socket 0°, Connect 80, with earthing pin, triple, 523
 Socket 0°, Denmark, single, 520, 556
 Socket 0°, Denmark, single, IT-encoded, 520
 Socket 0°, India, 6 A, single, 521, 556
 Socket 0°, India, combination IA6A3-EURO, single, 521
 Socket 0°, multi-standard, single, 521
 Socket 0°, protective contact, double, 519
 Socket 0°, protective contact, encoded version, double, 519
 Socket 0°, protective contact, encoded version, single, 519
 Socket 0°, protective contact, encoded version, triple, 519
 Socket 0°, protective contact, single, 519, 556
 Socket 0°, protective contact, triple, 519
 Socket 0°, South Africa / India, 16 A, encoded version,, 520 single
 Socket 0°, South Africa / India, 16 A, single, 520, 556
 Socket 0°, Switzerland, single, 520, 556
 Socket 0°, with earthing pin, double, 519
 Socket 0°, with earthing pin, encoded version, double, 520
 Socket 0°, with earthing pin, encoded version, single, 520
 Socket 0°, with earthing pin, encoded version, triple, 520
 Socket 0°, with earthing pin, single, 519, 556
 Socket 0°, with earthing pin, triple, 519
 Socket 33°, Connect 45, protective contact, double, 523
 Socket 33°, Connect 45, protective contact, triple, 523
 Socket 33°, Connect 45, with earthing pin, double, 524
 Socket 33°, Connect 45, with earthing pin, triple, 524
 Socket 33°, protective contact, double, 519, 556
 Socket 33°, protective contact, encoded version, double, 519
 Socket 33°, protective contact, encoded version, single, 519
 Socket 33°, protective contact, encoded version, triple, 519
 Socket 33°, protective contact, single, 519
 Socket 33°, protective contact, triple, 519
 Socket 33°, with earthing pin, double, 520, 556
 Socket 33°, with earthing pin, encoded version, double, 520
 Socket 33°, with earthing pin, encoded version, single, 520
 Socket 33°, with earthing pin, encoded version, triple, 520
 Socket 33°, with earthing pin, single, 520
 Socket 33°, with earthing pin, triple, 520
 Socket section 3-pin, screw connection, 561, 637
 Socket section 3-pin, spring power connection, 561, 637
 Socket section 5-pin, screw connection, 561, 637
 Socket spanner attachment, 47
 Socket unit AR45, double, 544
 Socket unit AR45, double, with labelling panel for, 544 horizontal device installation
 Socket unit AR45, single, 544
 Socket unit AR45, single, with labelling panel for, 544 horizontal device installation
 Socket unit AR45, triple, 544

S

Socket unit AR45, triple, with labelling panel for, 544
 horizontal device installation
 Socket unit CEE, single, 16 A, 544
 Socket unit CEE, single, 32 A, 544
 Soft trunking cover, design trunking, 486
 Solvent mixture, 74
 SOM clip, double, 63
 SOM clip, hardly flammable, 63
 SOM clip, single, 63
 Spacer, 63, 67, 180, 203, 211-214, 264, 277, 299-301, 311, 313, 319-320, 327, 443, 487
 Spacer clip for flat conductor with fastening hole Ø 6.5, 180
 Spacer clip for flat conductor, with fastening hole Ø 7, 180
 Spacer clip for flat conductor, with polyamide base, 180
 Spacer clip for flat conductor, with square pin, 181
 Spacer clip for flat conductor, with steel spreading, 180
 anchor Ø 10
 Spacer clip for flat conductor, with threaded connection, 180
 M6
 Spacer clip for flat conductor, with wood screw, 181
 Spacer clip for flat conductor, with wood screw and, 180
 spacer
 Spacer DSK 25, 362
 Spacer DSK 45, 354, 372, 378
 Spacer DSK 47, 372, 378
 Spacer DSK 61, 372
 Spacer for floor plate, 512
 Spacer for pressure clips, 387
 Spacer for wide span system, 272
 Spacer sleeve, 114
 Spark gap / surge voltage protection for coupling, 167
 earthing systems
 Speakon connection, 1 module, straight outlet, 4-pin, 537
 socket, as screw connection
 Special tongs for cable glands, 47
 Splint for trapezoidal ceiling bracket, 209
 Spreading rivet, KSN 1 for Ø 4.5 base perforations, 442, 445
 Spreading rivet, KSN 22 for Ø 6.5 base perforations, 442, 445
 Spring chuck, 73, 293
 Sprint screw, with Philips slot, 115
 Sprint screw, with Torx, 115
 Sprung cover, 60 mm, 37
 Sprung cover, 70 mm, 37
 Sprung cover, 80 mm, 37
 Sprung hinged anchor, 112
 Stabiliser plate, 487
 Stacking aid for UZD/UGD250-3 with height 70–125, 568
 mm
 Stacking aid for UZD/UGD350-3 with height 70–125, 569
 mm
 Stacking aid for UZD250-3 for screed height 165–220, 568
 mm
 Stacking aid for UZD250-3 with height 115–170 mm, 568
 Stacking aid for UZD250-3 with height 165–220 mm, 568
 Stacking aid for UZD350-3 with height 115–170 mm, 569
 Stacking aid for UZD350-3 with height 165–220 mm, 570
 Stainless steel fastening stand for Deskbox DB, 547
 Stainless steel flat conductor, 175, 183
 Stainless steel pipe bend, V2A, 78
 Stainless steel pipe bend, V4A, 78
 Stainless steel pipe connection sleeve IP67, 78
 Stainless steel pipe connection sleeve, V2A, 78
 Stainless steel pipe connection sleeve, V4A, 78
 Stainless steel pipe, V2A, 78
 Stainless steel pipe, V4A, 78
 Stand 16 kg with female thread, 184, 201
 Stand 6.9 kg with female thread, 184, 201
 Stand for FangFix Junior system, 183
 Stand for FangFix system 10 kg, 184
 Stand for FangFix system 16 kg, 184
 Stand-off bracket, 210, 251, 301, 320, 326

S

Stapa pipe connection sleeve, without thread, black,, 387
 powder-coated
 Stapa pipe connection sleeve, without thread,, 387
 electrogalvanised
 Stapa pipe connection sleeve, without thread, hot-dip, 387
 galvanised
 Stapa pipe end socket, 387
 Stapa pipe without thread, black, powder-coated, 387
 Stapa pipe without thread, electrogalvanised, 387
 Stapa pipe without thread, hot-dip galvanised, 387
 starQuick anchor M6, 203
 starQuick cable bracket PA, 203
 starQuick clip, 61
 starQuick nut, 61
 starQuick nut M6, 203
 Steel nail, 111
 Steel wall hook, 111
 Steel wire grid, 341, 343
 Steel wire tensioning rope, 74, 288
 Steel wire tensioning rope V4A, 74
 Straight and angle connector, 230, 237, 240, 268, 271, 286, 295, 303, 312, 315, 322, 329
 Straight connector, 229, 234, 257, 259, 261, 267-268, 270-271, 273, 277, 286, 295, 303-304, 310, 312-315, 322, 327-328, 381
 Straight connector Rd 8 mm, 192
 Straight connector Rd 8–10 mm, 192
 Straight connector set, 288
 Strain relief, 457, 461, 463, 465, 467, 469, 471, 473, 475, 477, 481-485, 618
 Strain relief clip, 71
 Strain relief for Modul 45 sockets 0°, 520
 Strain relief for Modul 45connect® sockets, 524
 Strain relief for mounting support, 619
 Strain relief for service unit, 544
 Strain relief T12L, 625
 Strain relief T4B, 623
 Strain relief T4L and T8NL, 624
 Strain relief, internal height 115 mm, 382
 Strain relief, internal height 175 mm, 382
 Strip clip for fastening the isCon® cable to insulated, 204
 interception rods
 Strip earthing clip VA, 172
 Strip earthing clip, nickel-plated, 172
 Strip steel crimp, 181
 Stripping tool for IsCon cable, 202
 Strut for 250 mm duct, 593
 Strut for 350 mm duct, 593
 Style trunking cover, design trunking, 486
 Suction lifter, 300 N, 609
 Suction lifter, 80 N, 609
 Supply of LED module, 285
 Support, 263, 310
 Support angle, 263
 Support bracket AS 15, 217
 Support bracket AS 30, 217
 Support bracket AS 55, 217
 Support bracket for BKRS, 246
 Support clamp, 84, 301, 319
 Support clamp, multifunctional, 84
 Support claw, 217, 280
 Support clip, 84
 Support for cavity wall installation 2x double, 540
 Support for cavity wall installation 3x double, 540
 Support for cavity wall installation 4x double, 540
 Support for cavity wall installation 5x double, 540
 Support for cavity wall installation 6x double, 540
 Support for wall mounting, 200 mm spacing, 185
 Support for wall mounting, 200 mm spacing, 204
 Support plate, 263, 370
 Support plate 1 x type D for mounting support, 620

S

Support plate 1 x type K for mounting support, 620
 Support plate 2 x type A for mounting support, 619
 Support plate 2 x type B for mounting support, 619
 Support plate 2 x type C for mounting support, 620
 Support plate 2 x type D for mounting support, 620
 Support plate 2 x type F for mounting support, 620
 Support plate 2 x type G for mounting support, 620
 Support plate 2 x type H for mounting support, 620
 Support plate 2 x Type K for mounting support, 620
 Support plate 2 x type L for mounting support, 620
 Support plate 2 x type LE for mounting support, 620
 Support plate 2 x type M for mounting support, 620
 Support plate 2 x type N for mounting support, 620
 Support plate 2 x type P for mounting support, 620
 Support plate 2 x type Q for mounting support, 620
 Support plate 3 x type A for mounting support, 619
 Support plate 3 x type B for mounting support, 620
 Support plate 3 x type C for mounting support, 620
 Support plate 3 x type E for mounting support, 620
 Support plate 3 x type F for mounting support, 620
 Support plate, 1.5x, 539
 Support plate, blank, for mounting support, 620
 Support plate, double, 540
 Support plate, triple, 540
 Support plate, with fastening claw, single, 539
 Support plate, without fastening claw, single, 539
 Support profile, 358
 Support rail, 100
 Support rail, perforated, 443, 445
 Support rail, unperforated, 443, 445
 Support strap, 216, 280
 Surface equalisation ring, 12 mm, accessory sockets, 37
 Surface equalisation ring, 24 mm, accessory sockets, 37
 Surface equalisation ring, 24 mm, connection sockets, 37
 Surface-mounted housing, basic configuration, 2x, 540
 double
 Surface-mounted housing, expansion module, double, 540
 Surface-mounted housing, expansion module, double,, 540
 with seat for one glow lamp element
 Surface-mounted socket 0° with fold-down cover,, 556
 protective contact, single
 Surface-mounted socket 0° with fold-down cover,, 557
 protective contact, single
 Surge arrester Compact 150 V, 147
 Surge arrester Compact 280 V, 147
 Surge arrester Compact 385 V, 147
 Surge arrester Compact with acoustic signalling, 147
 Surge arrester V20, 1-pin + NPE and FS, 280 V, 141
 Surge arrester V20, 1-pin + NPE and FS, 320 V, 142
 Surge arrester V20, 1-pin + NPE, 280 V, 141
 Surge arrester V20, 1-pin + NPE, 320 V, 142
 Surge arrester V20, 1-pin + NPE, 385 V, 142
 Surge arrester V20, 1-pin + NPE, 75 V, 140
 Surge arrester V20, 1-pin + NPE, 150 V, 140
 Surge arrester V20, 1-pin with FS, 280 V, 141
 Surge arrester V20, 1-pin with FS, 320 V, 141
 Surge arrester V20, 1-pin, 150 V, 140
 Surge arrester V20, 1-pin, 280 V, 140
 Surge arrester V20, 1-pin, 320 V, 141
 Surge arrester V20, 1-pin, 385 V, 142
 Surge arrester V20, 1-pin, 440 V, 143
 Surge arrester V20, 1-pin, 550 V, 143
 Surge arrester V20, 1-pin, 75 V, 140
 Surge arrester V20, 2-pin + NPE and FS, 150 V, 140
 Surge arrester V20, 2-pin + NPE and FS, 280 V, 141
 Surge arrester V20, 2-pin + NPE, 150 V, 140
 Surge arrester V20, 2-pin + NPE, 280 V, 141
 Surge arrester V20, 2-pin with FS, 280 V, 141
 Surge arrester V20, 2-pin with FS, 385 V, 142
 Surge arrester V20, 2-pin with FS, 550 V, 143

S

Surge arrester V20, 2-pin, 150 V, 140
 Surge arrester V20, 2-pin, 280 V, 140
 Surge arrester V20, 2-pin, 385 V, 142
 Surge arrester V20, 2-pin, 550 V, 143
 Surge arrester V20, 2-pin, 75 V, 140
 Surge arrester V20, 3-pin + NPE and FS, 150 V, 140
 Surge arrester V20, 3-pin + NPE and FS, 280 V, 141
 Surge arrester V20, 3-pin + NPE and FS, 320 V, 142
 Surge arrester V20, 3-pin + NPE and FS, 385 V, 143
 Surge arrester V20, 3-pin + NPE, 150 V, 140
 Surge arrester V20, 3-pin + NPE, 280 V, 141
 Surge arrester V20, 3-pin + NPE, 320 V, 142
 Surge arrester V20, 3-pin + NPE, 385 V, 142
 Surge arrester V20, 3-pin with FS, 280 V, 141
 Surge arrester V20, 3-pin with FS, 320 V, 141
 Surge arrester V20, 3-pin with FS, 385 V, 142
 Surge arrester V20, 3-pin with FS, 550 V, 143
 Surge arrester V20, 3-pin, 150 V, 140
 Surge arrester V20, 3-pin, 280 V, 140
 Surge arrester V20, 3-pin, 320 V, 141
 Surge arrester V20, 3-pin, 385 V, 142
 Surge arrester V20, 3-pin, 550 V, 143
 Surge arrester V20, 4-pin with FS, 280 V, 141
 Surge arrester V20, 4-pin with FS, 385 V, 142
 Surge arrester V20, 4-pin with FS, 550 V, 143
 Surge arrester V20, 4-pin, 280 V, 140
 Surge arrester V20, 4-pin, 385 V, 142
 Surge arrester V20, 4-pin, 550 V, 143
 Surge arrester, 1-pole, 137
 Surge arrester, 1-pole + NPE, 136, 147
 Surge arrester, 1-pole + NPE with remote signalling, 135
 Surge arrester, 1-pole NPE, 135, 138
 Surge arrester, 1-pole with remote signalling, 136
 Surge arrester, 1-pole, leakage current-free, 137
 Surge arrester, 2-pole, 137
 Surge arrester, 2-pole + NPE, 135
 Surge arrester, 2-pole + NPE with remote signalling, 135
 Surge arrester, 2-pole with remote signalling, 136
 Surge arrester, 2-pole, with acoustic signalling, 136
 Surge arrester, 3-pole, 137
 Surge arrester, 3-pole + NPE, 136, 147
 Surge arrester, 3-pole + NPE with acoustic signalling, 135
 Surge arrester, 3-pole + NPE with remote signalling, 136, 147
 Surge arrester, 3-pole with acoustic signalling, 136
 Surge arrester, 3-pole with fuse monitoring, 136
 Surge arrester, 3-pole with NPE, 137
 Surge arrester, 3-pole with NPE and remote signalling, 137
 Surge arrester, 3-pole with remote signalling, 137
 Surge arrester, 4-pole, 137
 Surge arrester, 4-pole with acoustic signalling, 136
 Surge arrester, 4-pole with fuse monitoring, 136
 Surge arrester, 4-pole with remote signalling, 137
 Surge protection device for telecommunication systems, 159
 Surge protection device for telecommunication systems, 159
 with TAE
 Surge protection device for telecommunication systems, 159
 with top-hat rail
 Surge protection device, 1/2 module, acoustic signalling, 521, 524
 Surge protection device, 1/2 module, visual signalling, 521, 524
 Surge protection device, acoustic signalling, 521, 524
 Surge protection for high-speed networks up to 10 GBit, 160
 (Class EA/CAT6A)
 Surge protection for LED systems, 137
 Surge protection module with support for Modul, 524, 635
 45connect
 Suspension bracket, 287, 315, 329
 Suspension chain, 85, 288
 Suspension eyelet, 114
 Swinging trunking cover, design trunking, 486

T

T 100 NL S, 2 Modul 45 sockets in cover, one-pole, 31
 T 100 NL S, 4 Modul 45 sockets in cover, two-pole, 31
 T 100 WB 1W3 1S3, Wieland socket, 31
 T 100 WB 1W3 2S3, Wieland socket, 31
 T 100 WB 2S4, Wieland socket, 32
 T 100 WB 2S5, Wieland socket, 32
 T 100 WB 2W3 2S3, Wieland socket, 31
 T 100 WB 2W3 4S3, Wieland socket, 31
 T 100 WB 3S3 1S4, Wieland socket, 32
 T 100 WB 4S5, Wieland socket, 32
 T 100 WB 6S3, Wieland socket, 31
 T 100 WB2S3, Wieland socket, 31
 T 100 WB3, Wieland socket, 31
 T 100 WB3S3, Wieland socket, 31
 T 100 WB4S3, Wieland socket, 31
 T 100 WB5, Wieland socket, 32
 T 100 WB6S 3x2, Wieland socket, 31
 T 100 without Wieland sockets 3-pole 10x, 31
 T 100 WS 1S3 2S3D, Wieland connector and socket, 32
 T 100 WS 1S3 3S3A, Wieland connector and socket, 32
 T 100 WS 1S4 2S3C, Wieland connector and socket, 32
 T and intersection cover, 413, 418-419
 T branch for Flexkanal, 552
 T branch hood, 358
 T connector, 201
 T connector Rd 8 mm, 192
 T connector Rd 8-10 mm, 192
 T connector Rd 8-10 mm, triple-screwed, 192
 T piece, 328, 370, 377, 427-430, 448, 455, 457-458, 481, 483
 T piece cover, 406, 417-418
 T piece exit, horizontal 100100, 422
 T piece exit, horizontal 220100, 423
 T piece exit, horizontal, 300100, 424
 T piece horizontal 50050, 421
 T piece outlet for 50050, 424
 T piece vertical 50050, 421
 T piece vertical 50050, retrofittable, 421
 T piece with thread, 79
 T piece without thread, 79
 T piece, falling, 448, 451-452
 T piece, horizontal 100100, 422
 T piece, horizontal 220100, 423
 T piece, horizontal, 300100, 424
 T piece, internal height 105 mm, 362
 T piece, internal height 50 mm, 361
 T piece, rising, 448, 451-452
 T piece, trunking height 70 mm, 462, 464, 466, 468, 470, 472, 475, 477, 482, 485
 T piece, trunking height 90 mm, 462, 464, 466, 468, 470, 472, 475, 477, 482, 485-486
 T piece, vertical 100100, 422
 T piece, vertical 100100, retrofittable, 422
 T piece, vertical, reduced, 424
 T piece, vertical, reduced, retrofittable, 423
 T piece, without height adjustment unit, 581
 T reduction 22100 to 100100, 424
 T shaped distributor block, 3-pole, 637
 TAE telephone connection socket, 1 module, F version, 528
 Tapered pipe interception rod, 183
 Tee, 258, 260, 262, 270-271, 273, 287, 310, 313, 327
 Tele lightning protection system 10 metre mast + stand, 186
 Tele lightning protection system 12 metre mast + stand, 186
 Tele lightning protection system 14 metre mast + stand, 186
 Tele lightning protection system 19 metre mast + stand, 186
 Telitank adapter for installation of Modul 45 under S990, 623 cover, single
 Telitank adapter for installation of Modul 45 under S990, 623 cover, triple
 Telitank T12L, 624
 Telitank T4B, 623

T

Telitank T4L, 623
 Telitank T8NL, 623
 Tension jack, 74
 Tension jack V4A, 74
 Tension spring VH, 555
 Tension spring VHF, 557
 Tensioning wire clip, 74
 Tensioning wire clip V4A, 74
 Tensioning wire clip, polystyrene, 74
 Terminal for FangFix system, 184
 Terminal strip, 561
 Terminal strip, junction box, A series, 23
 Terminal strip, junction box, T series, 29, 41
 Terrazzo shell body for height-adjustable cassettes, 610 RK..9
 Terrazzo shell body for height-adjustable cassettes, 610 RK..R9
 Testing unit for lightning barriers, 169
 Threaded rod, 113, 209, 252, 287, 302, 308, 335, 337, 345, 355, 359, 362-363, 372, 379
 Threaded rod adapter E30, 362
 Threaded rod V2A, 113
 Threaded sleeve for frame cassette, 609
 Threaded sleeve for heavy-duty frame cassette, 613
 Threaded sleeve for height-adjustable cassette, 609
 Threaded sleeve for height-adjustable, round heavy-, 614 duty cassette
 Threaded rod, 225
 Tightening strap, 73, 293
 Tightening strap for fastening of cable bandages, 367
 Tightening strap in fixed lengths, 73, 293
 Tightening strap lock, 73, 293, 367
 Tightening strap lock V2A, 73
 Tightening strap lock VA, 293
 Tightening strap V2A, 73
 Tightening strap VA, 293
 Tilting anchor, 112
 Top exit for trunking height 100100, 424
 Touch dimmer, 1/2 module, for electronic transformers, 528 and ohmic loads
 Touch dimmer, 1/2 module, for ohmic and inductive, 528 loads
 TP profile, 211
 TP support, 211, 299
 TP support / wall and support bracket, 211, 299
 TP wall and ceiling bracket, 211, 299
 Tray fastening system kit, 10 kg with, 253
 TrayFix large
 Tray fastening system kit, 10 kg with, 253
 TrayFix small
 Tray fastening system kit, 16 kg with, 253
 TrayFix large
 Tray fastening system kit, 16 kg with, 253
 TrayFix small
 Tray fastening system set 10 kg with TrayFix large, 198, 241
 Tray fastening system set 10 kg with TrayFix small, 198, 241
 Tray fastening system set 16 kg with TrayFix large, 198, 241
 Tray fastening system set 16 kg with TrayFix small, 198, 241
 TrayFix mounting adapter for mesh cable trays on, 198
 FangFix system
 Triangular node, 85, 97
 Triangular node, V2A, 99
 Triangular node, V4A, 99
 Trunking cover Rapid 80, PC, clear, fluted inside, 489
 Trunking cover, fluted, 457
 Trunking cover, fluted plastic, 80 mm system opening, 463, 465, 467, 469, 473, 476
 Trunking cover, fluted plastic, 80 mm system opening, 461
 Trunking cover, sheet steel, 477
 Trunking cover, sheet steel, 50 mm system opening, 471
 Trunking cover, sheet steel, 80 mm system opening, 463, 465, 467, 469, 471, 473,

T

Trunking cover, sheet steel, 80 mm system opening, 475
 Trunking cover, sheet steel, 80 mm system opening, 461
 Trunking cover, smooth, 457
 Trunking cover, smooth plastic, 80 mm system opening, 461, 463, 465, 467, 469, 473, 476
 Trunking end piece, 581
 Trunking end piece, branch trunking, 596
 Trunking end piece, height 40–150 mm, 576
 Trunking end piece, height 40–240 mm, 576
 Trunking end piece, left side, 596
 Trunking end piece, right side, 596
 Trunking separating retainer, 596
 Trunking separating retainer for trunking height 75 mm, 595
 Trunking unit for GES4, height 100–150 mm, 574
 Trunking unit for GES4, height 40–140 mm, 573
 Trunking unit for GES4, height 40–240 mm, 573
 Trunking unit for GES4, height 60–110 mm, 574
 Trunking unit for GES6, height 100–150 mm, 575
 Trunking unit for GES6, height 40–140 mm, 573
 Trunking unit for GES6, height 40–240 mm, 573
 Trunking unit for GES6, height 60–110 mm, 574
 Trunking unit for GES9, height 100–150 mm, 575
 Trunking unit for GES9, height 40–240 mm, 573
 Trunking unit for GES9, height 40–70 mm, 575
 Trunking unit for GES9, height 60–110 mm, 575
 Trunking unit for GESR9, height 100–150 mm, 575
 Trunking unit for GESR9, height 40–140 mm, 573
 Trunking unit for GESR9, height 40–240 mm, 573
 Trunking unit for GESR9, height 40–70 mm, 575
 Trunking unit for GESR9, height 60–110 mm, 575
 Trunking unit with blanking lid, without height adjustment units
 Trunking unit with brush bar, without height adjustment, 581 units
 Trunking unit, blank, height 100–150 mm, 574
 Trunking unit, blank, height 40–140 mm, 573
 Trunking unit, blank, height 40–240 mm, 573
 Trunking unit, blank, height 40–70 mm, 574
 Trunking unit, blank, height 60–110 mm, 574
 Trunking unit, blank, locking, height 100–150 mm, 574
 Trunking unit, blank, locking, height 40–140 mm, 573
 Trunking unit, blank, locking, height 40–240 mm, 573
 Trunking unit, blank, locking, height 40–70 mm, 574
 Trunking unit, blank, locking, height 60–110 mm, 574
 Trunking unit for GES9, height 40–140 mm, 573
 Trunking, type LKM 20020, 427
 Trunking, type LKM 20030, 427
 Trunking, type LKM 30030, 427
 Trunking, type LKM 40040, 427
 Trunking, type LKM 40060, 428
 Trunking, type LKM 60060, 428
 Trunking, type LKM 60100, 429
 Trunking, type LKM 60150, 429
 Trunking, type LKM 60200, 430
 Trunking, type LKM 80080, 430
 Trunking, type WDK 100130, 412
 Trunking, type WDK 10020, 401
 Trunking, type WDK 100230, 412
 Trunking, type WDK 10030, 402
 Trunking, type WDK 15015, 402
 Trunking, type WDK 15030, 402
 Trunking, type WDK 15040, 403
 Trunking, type WDK 20020, 403
 Trunking, type WDK 20035, 404
 Trunking, type WDK 20050, 404
 Trunking, type WDK 25025, 404
 Trunking, type WDK 25040, 405
 Trunking, type WDK 30030, 405

T

Trunking, type WDK 30045, 405
 Trunking, type WDK 40040, 406
 Trunking, type WDK 40060, 406
 Trunking, type WDK 40090, 407
 Trunking, type WDK 40110, 407
 Trunking, type WDK 60060, 408
 Trunking, type WDK 60090, 408
 Trunking, type WDK 60110, 409
 Trunking, type WDK 60130, 410
 Trunking, type WDK 60150, 410
 Trunking, type WDK 60170, 410
 Trunking, type WDK 60210, 411
 Trunking, type WDK 60230, 409
 Trunking, type WDK 80170, 411
 Trunking, type WDK 80210, 412
 Trunking, type WDK-H 10020, 417
 Trunking, type WDKH 40060, 418
 Trunking, type WDKH-15030, 417
 Trunking, type WDKH-20020, 417
 Trunking, type WDKH-30045, 418
 Trunking, type WDKH-60090, 418
 Trunking, type WDKH-60110, 419
 Trunking, type WDKH-60150, 419
 Trunking, type WDK-N 10030, 402
 Trunking, type WDK-N 20050, 404
 Trunking, type WDK-N 25040, 405
 Truss-head bolt, 214, 296, 299-301, 319, 355, 381
 Truss-head bolt with combination nut, 223, 372, 375, 379
 Truss-head bolt with combination nut assembly, 99, 116
 Truss-head bolt with flange nut, 223, 302, 316, 320
 Truss-head bolt with nut and washer, 223, 302, 321, 373, 379
 TS ceiling hook, 114
 TS suspension eyelet, 114, 288
 Tube body with cover plate, with handle clamp, for, 608, 615
 frame cassette and height-adjustable cassette
 Tube body with cover plate, without handle clamp, for, 608, 615
 frame cassette and height-adjustable cassette
 Tube body with floor covering recess, with handle, 608, 615
 clamp, for frame cassette and height-adjustable cassette
 Turn buckle, 263, 272, 306, 310
 Turn-buckle, 242, 274, 295, 315
 Twin gland, metric thread, 48
 Twin gland, PG thread, 48
 Two-component injection mortar, 225

U

U clamp, 314
 U clamp (BBS clamp), 283
 U clamp (BBS clamp), 282
 U support connector, 214, 278, 299-300, 319-320, 381
 UDHome4 service outlet, empty, brass, 632
 UDHome4 service outlet, empty, stainless steel, 632
 UDHome4 service outlet, with GB2 mounting box, brass, 632
 UDHome4 service outlet, with GB2 mounting box,, 632
 stainless steel
 UDHome4 service outlet, with module support, without, 632
 socket, brass
 UDHome4 service outlet, with module support, without, 632
 socket, stainless steel
 UDHome4 service outlet, with mounting box, without, 632
 socket, brass
 UDHome4 service outlet, with mounting box, without, 632
 socket, stainless steel
 UDHome4 service outlet, with MT3 module support,, 632
 brass
 UDHome4 service outlet, with MT3 module support,, 632
 stainless steel
 UDHome9 service outlet, empty, brass, 633
 UDHome9 service outlet, empty, stainless steel, 633
 UDHome9 service outlet, with GB3 mounting box, brass, 632

U

UDHome9 service outlet, with GB3 mounting box,, 632
 stainless steel
 UDHome9 service outlet, with MT4 module support,, 632
 brass
 UDHome9 service outlet, with MT4 module support,, 632
 stainless steel
 UGD250-3 for rectangular installation units, for screed, 568
 height 70–125 mm
 UGD250-3 for round installation units, for screed height, 568
 70–125 mm
 UGD350-3 for rectangular installation units, for screed, 569
 height 70–125 mm
 UGD350-3 for round installation units, for screed height, 569
 70–125 mm
 UKL4 height-adjustable cassette for system base, 609
 Underfloor box UGD250-3 for GES9/55, 586
 Underfloor box UGD350-3 for GES9/55, 586
 Underfloor box UGD350-3 for GESR9/55, 586
 Underfloor installation duct, 2-compartment, 567
 Underfloor installation duct, 3-compartment, 567, 593
 Underfloor outlet box for GESRM2 mounting, 628
 Underfloor outlet box for US80 components, 627
 Underfloor outlet box, heavy-duty version, for GESRM2, 628
 mounting
 Underfloor outlet for cavity floor mounting, 627
 Underfloor outlet for duct mounting, 627
 Underfloor outlet for raised floor mounting, RF plate, 627
 thickness to 38 mm
 Underfloor outlet for raised floor mounting, RF plate, 627
 thickness to 60 mm
 Underfloor test box, 197
 Underfloor test box with integrated separation point, 197
 Universal adapter for roof cable holder, type 165/MBG, 188
 Universal bi-metal separating piece, 196
 Universal cable bracket Rd 8–10 mm, 189
 Universal cable bracket Rd 8–10 mm with pre-mounted, 189
 wood screw
 Universal cable bracket Rd 8–10 mm, copper-plated, 189
 Universal clamping block Rd 8–10 mm, 195
 Universal cover, 38
 Universal downspout clip 60–130 mm, 195
 Universal drill, 113, 225, 302
 Universal drill for internal thread anchor, 395
 Universal fastening bracket for 4 fastening points, 601
 Universal fastening bracket for 6 fastening points, 601
 Universal fastening bracket type 2 for 4 fastening points, 601
 Universal fastening bracket type 2 for 6 fastening points, 601
 Universal plug-in terminal, 2-pole, 42
 Universal plug-in terminal, 3-pole, 42
 Universal plug-in terminal, 5-pole, 42
 Universal separating piece, 196
 Upper part C20 280 V, 144
 Upper part clamp for Rapid 45 1-compartment, 449
 Upper part total spark gap between N and PE 255 V, 130, 138
 Upper part V20 150 V, 143
 Upper part V20 280 V, 143
 Upper part V20 320 V, 143
 Upper part V20 385 V, 143
 Upper part V20 440 V, 143
 Upper part V20 550 V, 144
 Upper part V20 75 V, 143
 Upper part V50 150 V, 132
 Upper part V50 280 V, 132
 Upper part, combination arrester with function display, 124
 Upper part, lightning current arrester, 124
 Upper part, lightning current arrester with function, 124
 display
 Upper part, surge arrester 150 V, 139, 147
 Upper part, surge arrester 280 V, 139, 147
 Upper part, surge arrester 320 V, 139, 147
 Upper part, surge arrester 335 V, 138
 Upper part, surge arrester 385 V, 138, 148

U

Upper part, surge arrester 440 V, 138
 Upper part, surge arrester 550 V, 138
 Upper part, surge arrester 75 V, 139
 Upper part, surge protection, leak current-free, 138
 Upper part, trunking width 100 mm, 439, 441-442
 Upper part, trunking width 120 mm, 439
 Upper part, trunking width 125 mm, 442
 Upper part, trunking width 15 mm, 438
 Upper part, trunking width 15 mm for 15015, 437
 Upper part, trunking width 15 mm for 30015, 437
 Upper part, trunking width 25 mm, 441
 Upper part, trunking width 37,5 mm, 442
 Upper part, trunking width 40 mm, 439
 Upper part, trunking width 50 mm, 442
 Upper part, trunking width 60 mm, 439
 Upper part, trunking width 75 mm, 442
 Upper part, trunking width 80 mm, 439
 US 3 support, 212, 278, 299, 319, 362, 371, 378
 US 3 support FS, 212
 US 3 support FT, 212
 US 5 support, 213, 278, 300, 319-320, 354, 371, 378
 US 7 support, 213, 278, 300, 371
 USB 2.0 / 3.0 connector, 1 module, angled outlet, screw, 536
 connection
 USB 2.0 / 3.0 connector, 1 module, angled outlet, with, 536
 connector cable
 USB 2.0 / 3.0 connector, 1 module, straight outlet,, 536
 screw connection
 USB 2.0 / 3.0 connector, 1 module, straight outlet, with, 536
 connector cable
 U-shaped connector V2A, 98
 U-shaped connector, V4A, 98
 UVS energy distributor with fixed connection, normal, 636
 and special circuit
 UVS energy distributor with fixed connection, normal, 636
 circuit
 UVS energy distributor with fixed connection, special, 636
 circuit
 UVS energy distributor with plug connection, normal, 636
 and special circuit
 UVS energy distributor with plug connection, normal, 636
 circuit
 UVS energy distributor with plug connection, special, 636
 circuit
 UZD250-3 for screed height 115–170 mm, 568
 UZD250-3 for screed height 165–220 mm, 568
 UZD250-3 for screed height 70–125 mm, 568
 UZD250-3 with pipe entry for screed height 70–125 mm, 568
 UZD350-3 for screed height 115–170 mm, 569
 UZD350-3 for screed height 165–220 mm, 569
 UZD350-3 for screed height 70–125 mm, 569
 UZD350-3 with pipe entry for screed height 70–125 mm, 569

V

VA cable bracket, 203
 VA cable bracket with tightening strap, 203
 VA roof cable holder, sloping roof, 203
 Variable bi-metal quick connector, 191
 Variable earthing connector Rd 6-8 / 8-10 mm, 191
 Variable earthing terminal, 180
 Vario quick connector, 191
 Vario quick connector Rd 8-10x16, 191
 Vertical bend 38 mm, 593
 Vertical bend 48 mm, 593
 Vertical bend, three-compartment, 567, 589-590
 Vertical bend, two-compartment, 567, 589-590
 Vertical cable ladder, 314
 Vertical ladder, LG 60 VS, 381
 Vertical ladder, SLM50, 381
 Vertical ladder, SLS80, 381

Alphabetical table of contents

V

VG housing with MC 50-B/3, 123
VG housing with MC 50-B/3+1, 123
VG housing with MCD 50-B/3, 123
VG housing with MCD 50-B/3+1, 123
VGA connection, 1 module, slanting outlet, as screw, 535 connection
VGA connection, 1 module, slanting outlet, with, 535 connection cable
VGA connection, 1 module, straight outlet, as screw, 535 connection
VGA connection, 1 module, straight outlet, with, 535 connection cable
VH cover plate as blanking cover, 557
VH-4 power supply unit, 3x earthing pin socket, 1x CEE, 555 16 A
VH-4 power supply unit, 3x earthing pin socket, 1x CEE, 555 16 A, with compressed air connection
VH-4 power supply unit, 3x protective contact socket,, 555 1x CEE 16 A
VH-4 power supply unit, 3x protective contact socket,, 555 1x CEE 16 A, with compressed air connection
VH-4 power supply unit, 4x earthing pin socket, 555
VH-4 power supply unit, 4x earthing pin socket, with, 555 compressed air connection
VH-4 power supply unit, 4x protective contact socket, 555
VH-4 power supply unit, 4x protective contact socket,, 555 with compressed air connection
VH4 power supply unit, empty housing, 556
VH-4 power supply unit, empty housing, 555
VH-4 power supply unit, empty housing, with, 555 compressed air connection
VH-8 power supply unit, empty housing, 555, 557
VH-8 power supply unit, empty housing, with, 555, 557 compressed air connection
VH-8 power supply unit, empty housing, with cover, 555 plates
VHF protective unit construction, cover and support, 557 clamp
VHF protective unit construction, support with N + PE, 557 terminal strip
VHF protective unit construction, support with PE, 557 terminal strip
Video cinch connection, 1 module, slanting outlet, as, 536 1:1 coupling
Video cinch connection, 1 module, slanting outlet, as, 536 soldered connection
Video cinch connection, 1 module, straight outlet, as 1:1, 536 coupling
Video cinch connection, 1 module, straight outlet, as, 536 soldered connection
Visible rail terminal, 84
V-Tec brass cable outlet, 359

W

Wall and clamping bracket AWSS, 215
Wall and support bracket AW 15, 214, 301, 320, 362, 372, 379
Wall and support bracket AW 30, 215, 301, 320, 372, 379
Wall and support bracket AW 30 F, 379
Wall and support bracket AW 30F, 355
Wall and support bracket AW 55, 215, 301, 320, 372
Wall and support bracket AWG 15, 214, 301, 320, 372
Wall and support bracket MWA 12, 214, 378
Wall and support bracket MWAG 12, 214
Wall and support bracket MWAM 12, 214
Wall bracket, 210, 277, 314
Wall bracket / mounting plate, 308
Wall bracket AW 80, 215
Wall bracket, variable AWV, 320
Wall bracket, variable AWV FT, 215
Wall bracket, variable AWVL, 320
Wall bracket, variable AWVL FS, 215
Wall bracket, variable AWVL FT, 215
Wall clamp / central hanger, 251, 308
Wall clamp for GRM 35 50, 251, 308

W

Wall connection, 201
Wall connection collar I90 for internal height 105 mm, 360, 362
Wall connection collar I90 for internal height 50 mm, 361
Wall connection I120, 357, 359
Wall connection, angled, 202
Wall light connection socket, 37
Wall light socket cover, 37
Wall panel adapter for GK, trunking width 110 mm, 489
Wall panel adapter for GK, trunking width 130 mm, 489
Wall panel adapter for GK, trunking width 170 mm, 489
Wall penetration, 581
Wall, floor and ceiling bracket with 3 holes, 96
Wall, floor and ceiling bracket with 3 holes V2A, 96
Wall, floor and ceiling bracket with 3 holes V4A, 96
Washer, 99, 117, 223, 302, 335, 337, 345, 355, 363, 373, 388, 443
Washer 966, 379
Washer for cable bracket, type 177, 188
Washer for slip protection, 385
Washer V2A, 117
Washer V4A, 117
Washer, DIN 125 Shape A, 86
Washer, large diameter, 86
Washer, V2A, 99
Washer, V4A, 99
Water repellent, 202
Wedge connector, 180
Welding angle, 291
Wide span cable ladder WKL 200, 273
Wide span cable ladder WKLG 110, 270, 313, 328
Wide span cable ladder WKLG 160, 271, 328
Wide span cable tray WKSG 110, 267, 312
Wide span cable tray WKSG 160, 268, 312
Wire cable clamp, 75
Wire cable clamp, V4A, 75
Wire cable cutter, 75
Wire retainer for type LK4 and LK4/N, 442
Wire retainer for type LKV and LKV/N, 442
Wire retainer for type LKV/H, 445
Wire rope clamp, 288
Wire straightening machine, 198
Wiring trunking, type 100100, 442
Wiring trunking, type 10037, 442
Wiring trunking, type 10050, 442
Wiring trunking, type 10075, 442
Wiring trunking, type 25025, 440
Wiring trunking, type 37025, 440
Wiring trunking, type 37037, 440
Wiring trunking, type 50025, 440
Wiring trunking, type 50037, 440, 445
Wiring trunking, type 50050, 440, 445
Wiring trunking, type 50075, 440, 445
Wiring trunking, type 75025, 441
Wiring trunking, type 75037, 441, 445
Wiring trunking, type 75050, 441, 445
Wiring trunking, type 75075, 440, 442, 445
Wiring trunking, type 75100, 442, 445
Wiring trunking, type 75125, 442, 445
Wiring trunking, type LK4 15015, 437
Wiring trunking, type LK4 30015, 437
Wiring trunking, type LK4 30025, 437
Wiring trunking, type LK4 40025, 437
Wiring trunking, type LK4 40040, 437
Wiring trunking, type LK4 40060, 437
Wiring trunking, type LK4 40080, 437
Wiring trunking, type LK4 40100, 437
Wiring trunking, type LK4 60015, 437
Wiring trunking, type LK4 60025, 437
Wiring trunking, type LK4 60040, 437
Wiring trunking, type LK4 60060, 437
Wiring trunking, type LK4 60080, 438

W

Wiring trunking, type LK4 60100, 438
 Wiring trunking, type LK4 60120, 438
 Wiring trunking, type LK4 80025, 438
 Wiring trunking, type LK4 80040, 438
 Wiring trunking, type LK4 80060, 438
 Wiring trunking, type LK4 80080, 438
 Wiring trunking, type LK4 80100, 438
 Wiring trunking, type LK4 80120, 438
 Wiring trunking, type LK4/N 60015, 438
 Wiring trunking, type LK4/N 60025, 438
 Wiring trunking, type LK4/N 60040, 439
 Wiring trunking, type LK4/N 60060, 439
 Wiring trunking, type LK4/N 60080, 439
 Wiring trunking, type LK4/N 60100, 439
 Wiring trunking, type LK4/N 60120, 439
 Wiring trunking, type LK4/N 80025, 439
 Wiring trunking, type LK4/N 80040, 439
 Wiring trunking, type LK4/N 80060, 439
 Wiring trunking, type LK4/N 80080, 439
 Wiring trunking, type LK4/N 80100, 439
 Wiring trunking, type LK4/N 80120, 439

X

XLR connection, 1 module, straight outlet, 3-pin, 537
 connection, as screw connection
 XLR connection, 1 module, straight outlet, 3-pin, 537
 connector, as soldered connection
 XLR connection, 1 module, straight outlet, 3-pin socket,, 537
 as screw connection
 XLR connection, 1 module, straight outlet, 3-pin socket,, 537
 as soldered connection

Z

ZES4 inspection cover, universal, 599
 ZES6 inspection cover, universal, 599
 ZES9 inspection cover, universal, 599
 ZESR4 inspection cover, 600
 ZESR7 inspection cover, 600
 ZESR9 inspection cover, 600
 ZESRA7 inspection cover, 600
 Zinc repairs, 198
 Zinc spray, 226

Numeric directory

Structure of the GTIN: Country code **40**

Manufacturer code **1219**

Individual GTIN **5647589**

GTIN	Art. no.	PE	Price	Page	GTIN	Art. no.	PE	Price	Page	GTIN	Art. no.	PE	Price	Page
5000792	1003 03 8	VBS	/100 pc.	69	5015376	1015 21 4	VBS	/100 pc.	71	5028871	1043 10 2	VBS	/100 pc.	70
5000853	1003 04 6	VBS		69	5015437	1015 30 3	VBS		71	5028932	1043 12 9	VBS		70
5000914	1003 05 4	VBS		69	5015499	1015 36 2	VBS		71	5028994	1043 14 5	VBS		70
5000976	1003 06 2	VBS		69	5015550	1015 42 7	VBS		71	5029052	1043 16 1	VBS		70
5001034	1003 07 0	VBS		69	5015611	1015 48 6	VBS		71	5029113	1043 19 6	VBS		70
5001096	1003 08 9	VBS		69	5567615	1015 49 4	VBS		71	5029175	1043 22 6	VBS		70
5001157	1003 09 7	VBS		69	5567738	1015 49 6	VBS		71	5029236	1043 24 2	VBS		70
5001218	1003 10 0	VBS		69	5567790	1015 49 8	VBS		71					
5001270	1003 11 9	VBS		69	5567851	1015 50 0	VBS		71	5029595	1044 04 4	VBS		70
5001331	1003 12 7	VBS		69	5567912	1015 50 8	VBS		71	5029717	1044 06 0	VBS		70
5001393	1003 13 5	VBS		69						5029779	1044 07 9	VBS		70
5001454	1003 17 8	VBS		69	5449539	1017 79 9	VBS		70	5029830	1044 08 7	VBS		70
5001515	1003 19 4	VBS		69	5449652	1017 83 7	VBS		70	5029892	1044 10 9	VBS		70
5001577	1003 20 8	VBS		69	5449836	1017 86 1	VBS		70	5029953	1044 12 5	VBS		70
5001638	1003 21 6	VBS		69	5590170	1017 92 6	VBS		70	5030010	1044 14 1	VBS		70
5001690	1003 23 2	VBS		69	5450016	1017 95 0	VBS		70	5030072	1044 17 6	VBS		70
5566892	1003 25 9	VBS		69	5589938	1017 98 0	VBS		70	5030133	1044 19 2	VBS		70
5001751	1003 28 3	VBS		69	5590057	1017 99 7	VBS		70	5030195	1044 21 4	VBS		70
5566953	1003 32 1	VBS		69						5030256	1044 23 0	VBS		70
5001812	1003 35 6	VBS		69	5016274	1018 07 8	VBS		70	5030317	1044 25 7	VBS		70
5001874	1003 37 2	VBS		69	5016335	1018 08 6	VBS		70					
5001935	1003 40 2	VBS		69	5016397	1018 09 4	VBS		70	5038238	1104 24 1	VBS		85
5002055	1003 46 1	VBS		69	5016458	1018 10 8	VBS		70	5038290	1104 26 8	VBS		85
					5016519	1018 11 6	VBS		70	5038351	1104 28 4	VBS		85
5002833	1004 16 6	VBS		71	5016571	1018 12 4	VBS		70	5836353	1104 29 2	VBS		85
5002895	1004 19 0	VBS		71	5016632	1018 13 2	VBS		70	5038412	1104 30 6	VBS		85
5003014	1004 21 2	VBS		71	5016694	1018 14 0	VBS		70	5036678	1104 31 0	VBS		85
5003137	1004 29 8	VBS		71	5016755	1018 15 9	VBS		70	5036739	1104 31 5	VBS		85
					5016816	1018 16 7	VBS		70	5036791	1104 32 0	VBS		85
5007456	1009 02 8	VBS		69	5016878	1018 17 5	VBS		70	5036852	1104 32 5	VBS		85
5007517	1009 03 6	VBS		69	5016939	1018 18 3	VBS		70	5038474	1104 34 9	VBS		85
5007579	1009 04 4	VBS		69	5016991	1018 19 1	VBS		70	5038535	1104 35 7	VBS		85
5007630	1009 05 2	VBS		69	5017059	1018 20 5	VBS		70	5038597	1104 37 3	VBS		85
5007692	1009 06 0	VBS		69	5017110	1018 21 3	VBS		70	5052814	1104 39 1	VBS		85
5007753	1009 07 9	VBS		69	5017172	1018 22 1	VBS		70	5038658	1104 40 3	VBS		85
5007814	1009 08 7	VBS		69	5017233	1018 25 6	VBS		70	5486190	1104 41 1	VBS		85
5007876	1009 10 9	VBS		69	5017295	1018 26 4	VBS		70	5051732	1104 42 7	VBS		85
5007937	1009 11 7	VBS		69	5017356	1018 28 0	VBS		70	5052630	1104 43 5	VBS	price/100	85
5007999	1009 16 8	VBS		69	5017417	1018 30 2	VBS		70	5052692	1104 44 5	VBS		85
5008057	1009 18 4	VBS		69	5017479	1018 33 7	VBS		70	5038719	1104 45 4	VBS		85
5008118	1009 19 2	VBS		69	5017530	1018 35 3	VBS		70	5694458	1104 49 7	VBS		85
5008170	1009 20 6	VBS		69	5017592	1018 36 1	VBS		70	5627074	1104 49 8	VBS		90
5008231	1009 21 4	VBS		69	5017653	1018 39 6	VBS		70	5038771	1104 50 0	VBS		85
5008354	1009 23 0	VBS		69	5017714	1018 43 4	VBS		70	5627081	1104 50 1	VBS		90
5008712	1009 36 2	VBS		69	5017776	1018 47 7	VBS		70	5039433	1105 12 4	VBS		89
5009078	1009 42 7	VBS		69	5568339	1018 50 7	VBS		70	5627098	1105 12 5	VBS		89
					5017837	1018 55 8	VBS		70					
5911746	1013 86 1	VBS		70	5017899	1018 60 4	VBS		70	5039617	1106 02 3	VBS		89
5911753	1013 86 5	VBS		70	5568513	1018 63 9	VBS		70	5039730	1106 12 0	VBS		89
5911760	1013 86 9	VBS		70	5905691	1018 64 3	VBS		71	5040095	1106 62 7	VBS		89
5911807	1013 87 3	VBS		70	5911937	1018 64 5	VBS		71	5627104	1106 62 8	VBS		89
5911814	1013 87 7	VBS		70	5911944	1018 64 7	VBS		71					
5911821	1013 88 1	VBS		70	5911982	1018 64 9	VBS		71	5040453	1107 12 7	VBS		89
5911838	1013 88 5	VBS		70	5911999	1018 65 1	VBS		71					
5911845	1013 88 9	VBS		70	5912002	1018 65 3	VBS		71	5040811	1108 12 3	VBS		89
5911852	1013 89 3	VBS		70	5912033	1018 65 5	VBS		71					
5911869	1013 89 7	VBS		70	5912040	1018 65 7	VBS		71	5041412	1109 01 4	VBS		89
5911876	1013 90 3	VBS		70	5912057	1018 65 9	VBS		71	5041474	1109 02 2	VBS		89
5911883	1013 90 7	VBS		70	5912064	1018 66 1	VBS		71	5041894	1109 52 9	VBS		89
5911890	1013 91 1	VBS		70	5912071	1018 66 3	VBS		71					
5911906	1013 91 7	VBS		70	5912088	1018 66 5	VBS		71	5036975	1109 78 2	VBS	/100 pc.	89
5911913	1013 92 1	VBS		70	5912095	1018 66 7	VBS		71	5037033	1109 79 0	VBS		89
5911920	1013 92 5	VBS		70	5912101	1018 66 9	VBS		71	5037095	1109 80 4	VBS		89
					5912118	1018 67 1	VBS		71	5037156	1109 81 2	VBS		89
5013631	1014 00 5	VBS		70	5912125	1018 67 5	VBS		71	5037217	1109 82 0	VBS		89
5013693	1014 01 3	VBS		70	5912132	1018 67 9	VBS		71	5037279	1109 83 9	VBS		89
5013754	1014 02 1	VBS		70	5912149	1018 68 1	VBS		71	5037330	1109 84 7	VBS		89
5013815	1014 04 8	VBS		70	5912156	1018 68 5	VBS		71					
5013877	1014 09 9	VBS		70	5912163	1018 68 9	VBS		71	5037934	1109 86 3	VBS	price/100	89
5013938	1014 11 0	VBS		70	5912170	1018 69 3	VBS		71	5041771	1109 87 1	VBS		89
5013990	1014 13 7	VBS		70	5912187	1018 69 7	VBS		71					
5014058	1014 16 1	VBS		70	5912224	1018 70 1	VBS		71	5053897	1110 00 2	VBS		89
5014119	1014 21 8	VBS		70	5912231	1018 70 5	VBS		71	5042075	1110 00 4	VBS		89
5014171	1014 29 3	VBS		70	5912248	1018 70 9	VBS		71	5627111	1110 00 5	VBS		89
5014232	1014 36 6	VBS		70	5906469	1018 71 3	VBS		71					
5567011	1014 50 1	VBS		70	5906476	1018 71 7	VBS		71	5043157	1112 02 3	VBS		89
5567073	1014 52 8	VBS												

GTIN	Art. no.	PE	Price	Page	GTIN	Art. no.	PE	Price	Page	GTIN	Art. no.	PE	Price	Page
5044291	1115 05 7	VBS	price/100	100	5049272	1121 48 0	VBS	price/100	91	5698142	1122 97 0	VBS	price/100	92
5044352	1115 06 5	VBS		100	5049333	1121 49 9	VBS		91	5698159	1122 97 2	VBS		92
			/100 pc.		5049937	1121 89 8	VBS		90	5698166	1122 97 4	VBS		92
5897958	1115 27 0	VBS		29	5049999	1121 90 1	VBS		90	5698203	1122 97 8	VBS		92
5897965	1115 27 4	VBS		29	5050179	1121 96 0	VBS		90	5698210	1122 98 0	VBS		92
5897996	1115 27 8	VBS		29	5050230	1121 97 9	VBS		90	5698227	1122 98 2	VBS		92
5898009	1115 28 2	VBS		29						5698265	1122 98 8	VBS		92
5898016	1115 28 6	VBS		29	5907039	1122 46 8	VBS	/100 pc.	91	5698272	1122 99 0	VBS		92
			price/100		5907046	1122 46 9	VBS		91	5698289	1122 99 2	VBS		92
5044598	1115 33 2	VBS		100	5907053	1122 47 0	VBS		91					
5044659	1115 35 9	VBS		100	5907060	1122 47 1	VBS		91	5697862	1123 00 1	VBS		93
			/100 pc.		5907077	1122 47 2	VBS		91	5697909	1123 00 3	VBS		93
5440987	1115 38 0	VBS		29	5907084	1122 47 3	VBS		91	5697916	1123 00 5	VBS		93
5440994	1115 38 2	VBS		29	5907091	1122 47 4	VBS		91	5697923	1123 00 8	VBS		92
5441007	1115 38 4	VBS		29	5907107	1122 47 5	VBS		91	5698319	1123 01 0	VBS		92
5441038	1115 38 6	VBS		29						5698326	1123 01 2	VBS		92
5441045	1115 38 8	VBS		29	5907114	1122 47 6	VBS	price/100	91	5698333	1123 01 4	VBS		93
			price/100		5697961	1122 47 9	VBS		93	5698340	1123 01 6	VBS		93
5044833	1115 42 1	VBS		100	5697978	1122 48 1	VBS		92	5698388	1123 01 8	VBS		93
5044895	1115 45 6	VBS		100	5050735	1122 48 3	VBS		93	5698395	1123 02 1	VBS		93
5045076	1115 55 3	VBS		100	5050742	1122 48 7	VBS		93	5698401	1123 02 3	VBS		93
5045199	1115 59 6	VBS		100						5698432	1123 02 5	VBS		93
5045250	1115 61 8	VBS		100	5356325	1122 50 0	VBS	/100 pc.	93	5907121	1123 03 1	VBS	/100 pc.	92
5045311	1115 62 6	VBS		100	5356332	1122 50 1	VBS		93	5907138	1123 03 3	VBS		92
5045434	1115 65 0	VBS		100	5484516	1122 50 9	VBS		92	5907145	1123 03 5	VBS		92
5045496	1115 66 9	VBS		100	5485896	1122 51 7	VBS		92	5907152	1123 03 7	VBS		92
5045557	1115 67 7	VBS		100	5486251	1122 52 5	VBS		92	5907169	1123 03 9	VBS		92
5045618	1115 68 5	VBS		100	5486794	1122 53 3	VBS		92	5907176	1123 04 1	VBS		92
5045977	1115 80 4	VBS		100	5486916	1122 54 1	VBS		92	5907183	1123 04 3	VBS		92
5871453	1115 85 5	VBS		100	5487036	1122 56 8	VBS		92	5907190	1123 04 5	VBS		92
					5487098	1122 57 6	VBS		92					
5046516	1117 02 5	VBS		89	5487159	1122 58 4	VBS		92	5907206	1123 04 7	VBS	price/100	92
5046578	1117 03 3	VBS		89						5907213	1123 04 9	VBS		92
5046639	1117 06 8	VBS		89	5487272	1122 60 6	VBS	price/100	92	5907220	1123 05 1	VBS		92
					5487876	1122 62 2	VBS		92	5907237	1123 07 7	VBS		93
5046936	1118 02 1	VBS		90	5488170	1122 65 7	VBS		92	5907244	1123 07 9	VBS		93
5047056	1118 12 9	VBS		90	5697985	1122 67 1	VBS		93					
5047179	1118 22 6	VBS		90	5698029	1122 67 3	VBS		93	5939214	1123 12 1	VBS	/100 pc.	97
					5698036	1122 67 6	VBS		93	5939221	1123 12 4	VBS		97
5864318	1119 64 8	VBS		90	5698043	1122 67 8	VBS		93	5939238	1123 12 6	VBS		97
5047599	1119 65 6	VBS		90	5938026	1122 68 2	VBS		93	5939245	1123 12 8	VBS		97
5204138	1119 67 0	VBS		90	5938033	1122 68 4	VBS		93	5939276	1123 19 1	VBS		96
5053958	1119 67 2	VBS		90						5939283	1123 19 3	VBS		96
			/100 pc.		5686200	1122 90 0	VBS	/100 pc.	93	5939290	1123 19 5	VBS		96
5059295	1119 67 8	VBS		90	5686217	1122 90 2	VBS		92	5939306	1123 19 7	VBS		96
5059356	1119 68 1	VBS		90	5894117	1122 90 6	VBS		93					
5059417	1119 68 4	VBS		90						5859406	1124 49 0	VBS		65
5060253	1119 68 7	VBS		90	5697503	1122 90 8	VBS	price/100	92	5859413	1124 49 2	VBS		65
5060376	1119 69 0	VBS		90	5686224	1122 91 0	VBS		92					
5060611	1119 69 3	VBS		90	5686231	1122 91 2	VBS		92	5668114	1124 50 2	VBS		85
5060673	1119 69 6	VBS		90	5686248	1122 91 4	VBS		92	5785316	1124 55 5	VBS		90
			price/100		5686255	1122 91 6	VBS		92	5785323	1124 56 3	VBS		91
5047650	1119 70 2	VBS		90	5686262	1122 91 8	VBS		91	5485742	1124 60 1	VBS		96
5047711	1119 72 9	VBS		90	5686279	1122 92 0	VBS		91	5485759	1124 60 3	VBS		96
					5686286	1122 92 2	VBS		91	5485766	1124 60 5	VBS		96
5047773	1120 20 4	VBS		90	5697541	1122 92 3	VBS		91	5485803	1124 60 7	VBS		96
					5686293	1122 92 4	VBS		91	5485810	1124 60 9	VBS		96
5048732	1121 22 7	VBS		90	5697558	1122 92 8	VBS		91	5485827	1124 61 1	VBS		96
			/pc.		5697565	1122 92 9	VBS		91	5485865	1124 61 3	VBS		96
5672975	1121 24 3	VBS		91	5697602	1122 93 1	VBS		91	5485872	1124 61 5	VBS		96
5906902	1121 24 5	VBS		91	5697619	1122 93 2	VBS		91	5485889	1124 61 7	VBS		96
5672555	1121 27 8	VBS		91						5485919	1124 61 9	VBS		97
5906919	1121 28 0	VBS		91	5697626	1122 93 3	VBS	/100 pc.	91	5485926	1124 62 1	VBS		97
5672494	1121 29 4	VBS		91	5697664	1122 93 4	VBS		91	5485933	1124 62 3	VBS		97
5906926	1121 29 6	VBS		91	5697671	1122 93 5	VBS		91	5485940	1124 62 5	VBS		97
5882251	1121 30 8	VBS		91	5697688	1122 93 6	VBS		91	5485957	1124 62 7	VBS		97
5906933	1121 31 0	VBS		91	5697725	1122 93 7	VBS		91	5485964	1124 62 9	VBS		97
5672616	1121 33 2	VBS		91	5697732	1122 93 8	VBS		91	5485971	1124 63 1	VBS		97
5906940	1121 33 4	VBS		91	5697749	1122 93 9	VBS		91	5485988	1124 63 3	VBS		97
5068310	1121 33 6	VBS		91	5697787	1122 94 0	VBS		91	5486008	1124 64 1	VBS		96
5906957	1121 33 8	VBS		91						5486015	1124 64 3	VBS		96
5514572	1121 36 3	VBS		91	5697794	1122 94 4	VBS	price/100	92	5486022	1124 64 5	VBS		96
5906964	1121 36 5	VBS		91	5697800	1122 94 5	VBS		92	5486039	1124 64 7	VBS		96
5745037	1121 39 1	VBS		91	5697848	1122 94 7	VBS		92	5486046	1124 64 9	VBS		96
5906971	1121 39 3	VBS		91	5697855	1122 94 8	VBS		92	5486053	1124 65 1	VBS		96
5886334	1121 40 5	VBS		91	5938002	1122 95 2	VBS		92	5486060	1124 65 3	VBS		96
5906988	1121 40 7	VBS		91	5938019	1122 95 4	VBS		92	5486077	1124 65 5	VBS		96
			price/100							5486084	1124 65 7	VBS		96
5886211	1121 44 8	VBS		91	58									

Numeric directory

Structure of the GTIN: Country code **40**

Manufacturer code **1219**

Individual GTIN **5647589**

GTIN	Art. no.	PE	Price	Page	GTIN	Art. no.	PE	Price	Page	GTIN	Art. no.	PE	Price	Page
5486145	1124 66 9	VBS	/100 pc.	97	5445616	1146 45 1	VBS	/100 pc.	94	5060017	1154 60 5	VBS	/100 pc.	95
5486152	1124 67 1	VBS		97	5445623	1146 45 5	VBS		94	5060079	1154 61 3	VBS		95
5486169	1124 67 3	VBS		97	5445661	1146 45 9	VBS		94	5060130	1154 62 1	VBS		95
5804888	1124 68 1	VBS		98	5445678	1146 46 3	VBS		94	5060192	1154 64 8	VBS		95
5804895	1124 68 3	VBS		97	5054559	1146 50 5	VBS		94	5908203	1154 70 1	VBS		95
5804901	1124 68 5	VBS		97	5054610	1146 51 3	VBS		94	5908210	1154 71 5	VBS		95
5804918	1124 68 7	VBS		97	5054672	1146 52 1	VBS		94	5908227	1154 72 8	VBS		95
5804925	1124 68 9	VBS		97	5084129	1146 55 6	VBS		94	5908265	1154 73 6	VBS		95
5804932	1124 69 1	VBS		97	5084150	1146 55 8	VBS		94					
5804949	1124 69 3	VBS		98	5084907	1146 56 0	VBS		94	5732549	1154 97 0	KTS		291
5804956	1124 69 5	VBS		98	5084167	1146 56 2	VBS		94	5732570	1154 97 5	KTS		291
5804963	1124 69 7	VBS		98	5054795	1146 60 2	VBS		94	5463399	1154 99 0	KTS		251
5804994	1124 69 9	VBS		98	5054856	1146 61 0	VBS		94					
5805007	1124 70 1	VBS		98	5054917	1146 62 9	VBS		94					
5805014	1124 70 3	VBS		98	5054979	1146 63 7	VBS		94	5060857	1155 40 7	VBS		103
5805021	1124 70 5	VBS		99	5084174	1146 64 6	VBS		94	5060918	1155 41 5	VBS		103
5805052	1124 70 7	VBS		98	5084181	1146 64 8	VBS		94	5060970	1155 42 3	VBS		103
5805069	1124 70 9	VBS		98	5084211	1146 65 0	VBS		94	5061038	1155 43 1	VBS		103
5805083	1124 71 3	VBS		98	5084228	1146 65 2	VBS		94	5061090	1155 45 8	VBS		103
5805120	1124 71 5	VBS		98	5055037	1146 71 8	VBS		94	5061151	1155 46 6	VBS		103
5805137	1124 72 3	VBS		97	5055099	1146 72 6	VBS		94	5061212	1155 47 4	VBS		103
5805144	1124 72 5	VBS		97	5055150	1146 73 4	VBS		94	5061274	1155 48 2	VBS		103
5805175	1124 72 7	VBS		97	5055211	1146 74 2	VBS		94	5061335	1155 49 0	VBS		103
5805182	1124 72 9	VBS		97	5055273	1146 80 7	VBS		94					
5805199	1124 73 1	VBS		97	5055334	1146 81 5	VBS		94	5062714	1156 00 4	VBS		104
5805205	1124 73 3	VBS		98	5055396	1146 82 3	VBS		94	5062776	1156 01 2	VBS		104
5805212	1124 73 5	VBS		98						5062837	1156 02 0	VBS		104
5805229	1124 73 7	VBS		98	5445685	1148 95 0	VBS		95	5062899	1156 03 9	VBS		104
5805236	1124 73 9	VBS		98	5445722	1148 95 5	VBS		95	5062950	1156 04 7	VBS		104
5805243	1124 74 1	VBS		98	5445739	1148 96 1	VBS		95	5063018	1156 05 5	VBS		104
5805250	1124 74 3	VBS		98	5445746	1148 96 6	VBS		95	5063070	1156 06 3	VBS		104
5805267	1124 74 5	VBS		99	5445784	1148 97 2	VBS		95	5063131	1156 07 1	VBS		104
5805274	1124 74 7	VBS		98	5941910	1148 99 0	VBS		95	5063193	1156 09 8	VBS		104
5805281	1124 74 9	VBS		98	5941927	1148 99 2	VBS		95	5063254	1156 10 1	VBS		104
5805304	1124 75 3	VBS		98	5941934	1148 99 6	VBS		95	5063315	1156 12 8	VBS		104
					5941941	1148 99 8	VBS		95	5063377	1156 13 6	VBS		104
			/pc.							5063438	1156 14 4	VBS		104
5477259	1125 03 6	VBS		100	5941972	1149 00 2	VBS		95	5063490	1156 15 2	VBS		104
					5055457	1149 00 8	VBS		94	5063551	1156 16 0	VBS		104
			/100 pc.		5055518	1149 01 6	VBS		94	5494836	1156 17 9	VBS		104
5051497	1133 02 0	VBS		93	5055754	1149 21 0	VBS		94	5494898	1156 18 7	VBS		104
					5056171	1149 45 8	VBS		94	5494959	1156 19 5	VBS		104
5051855	1134 02 7	VBS		93						5958703	1156 20 9	VBS		104
5051978	1134 04 3	VBS		93	5056232	1150 01 4	VBS		94	5958765	1156 24 1	VBS		104
5052036	1134 05 1	VBS		93	5056478	1150 20 0	VBS		94	5958826	1156 26 8	VBS		104
5052272	1134 25 6	VBS		93	5056539	1150 21 9	VBS		94	5958888	1156 27 6	VBS		104
5052333	1134 26 4	VBS		93	5056713	1150 24 3	VBS		94	5958949	1156 28 4	VBS		104
5491712	1134 30 2	VBS		93	5056959	1150 45 6	VBS		94	5495192	1156 80 2	VBS		106
										5495253	1156 81 0	VBS		106
5052395	1137 01 8	VBS		93	5057017	1151 01 0	VBS		95	5495314	1156 82 9	VBS		106
5052517	1137 21 2	VBS		93	5057079	1151 02 9	VBS		95	5495376	1156 83 7	VBS		106
5052579	1137 22 0	VBS		93	5057253	1151 21 5	VBS		95					
					5057314	1151 22 3	VBS		95	5498254	1158 00 7	VBS		105
5052999	1140 01 9	VBS		94	5057437	1151 25 8	VBS		95	5498315	1158 01 5	VBS		105
5053057	1140 21 3	VBS		94	5057499	1151 40 1	VBS		95	5498377	1158 02 3	VBS		105
					5057550	1151 42 8	VBS		95	5498438	1158 03 1	VBS		105
5053118	1141 05 8	VBS		94	5057673	1151 44 4	VBS		95	5498490	1158 05 8	VBS		105
5053170	1141 06 6	VBS		94	5057796	1151 62 2	VBS		95	5498551	1158 06 6	VBS		105
5053231	1141 10 4	VBS		94	5057918	1151 64 9	VBS		95	5498612	1158 07 4	VBS		105
					5057970	1151 70 3	VBS		85	5498674	1158 08 2	VBS		105
5053293	1142 05 4	VBS		94	5058038	1151 71 1	VBS		85	5498735	1158 09 0	VBS		105
5053354	1142 06 2	VBS		94						5498797	1158 10 4	VBS		105
					5058335	1153 41 2	VBS		95	5498858	1158 11 2	VBS		105
5053415	1143 06 9	VBS		94	5058397	1153 42 0	VBS		95	5498919	1158 12 0	VBS		105
5119920	1143 12 3	VBS		94	5058458	1153 43 9	VBS		95	5912255	1158 20 7	VBS		106
5085980	1143 12 5	VBS		94	5907909	1153 46 2	VBS		95	5912262	1158 21 1	VBS		106
5086017	1143 12 7	VBS		94	5907916	1153 46 5	VBS		95	5912279	1158 21 5	VBS		106
5046363	1143 13 1	VBS		263	5907923	1153 54 3	VBS		95	5912286	1158 21 9	VBS		106
					5058755	1153 61 7	VBS		95	5912293	1158 22 3	VBS		106
5053712	1144 10 3	VBS		85	5058816	1153 62 5	VBS		95	5912309	1158 22 7	VBS		106
5053774	1144 11 1	VBS		85	5058878	1153 63 3	VBS		95	5912316	1158 23 1	VBS		106
5053835	1144 13 8	VBS		85	5058939	1153 64 1	VBS		95	5912323	1158 23 5	VBS		106
					5907961	1153 71 3	VBS		95	5912330	1158 23 9	VBS		106
5896999	1146 39 0	VBS		94	5907978	1153 72 0	VBS		95	5912347	1158 24 3	VBS		106
5897002	1146 39 2	VBS		94	5907985	1153 74 8	VBS		95	5912354	1158 24 7	VBS		106
5897040	1146 39 4	VBS		94	5907992	1153 75 3	VBS		95	5912361	1158 25 1	VBS		106
5897057	1146 39 6	VBS		94						5358411	1158 30 5	VBS		107
5941989														

GTIN	Art. no.	PE	Price	Page
			/100 pc.	
5236597	1158 41 0	VBS		107
5236603	1158 41 4	VBS		107
5236610	1158 41 8	VBS		107
5236627	1158 42 2	VBS		107
5063612	1159 51 8	VBS		104
5063674	1159 52 6	VBS		104
5063735	1159 53 4	VBS		104
5063797	1159 54 2	VBS		104
5063858	1159 55 0	VBS		104
5063919	1159 56 9	VBS		104
5063971	1159 57 7	VBS		104
5064039	1159 58 5	VBS		104
5064091	1159 59 3	VBS		104
5064152	1159 60 7	VBS		104
5064213	1159 61 5	VBS		104
5064275	1159 62 3	VBS		104
5668190	1159 71 2	VBS		104
5668206	1159 71 6	VBS		104
5668213	1159 72 2	VBS		104
5668220	1159 72 8	VBS		104
5668268	1159 73 4	VBS		104
5668275	1159 74 0	VBS		104
5668282	1159 74 6	VBS		104
5668299	1159 75 2	VBS		104
5668305	1159 75 8	VBS		104
5668312	1159 76 4	VBS		104
5668329	1159 77 0	VBS		104
5668336	1159 77 6	VBS		104
5064459	1160 12 5	VBS		103
5064510	1160 16 8	VBS		103
5064572	1160 22 2	VBS		103
5064633	1160 28 1	VBS		103
5064695	1160 34 6	VBS		103
5064756	1160 40 0	VBS		103
5064817	1160 45 1	VBS		103
5064879	1160 52 4	VBS		103
5064930	1160 58 3	VBS		103
5064992	1160 64 8	VBS		103
5065050	1160 70 2	VBS		103
5065111	1160 76 1	VBS		103
5065173	1160 82 6	VBS		103
5065234	1160 90 7	VBS		103
5065296	1160 99 0	VBS		103
5065357	1161 12 1	VBS		103
5065418	1161 16 4	VBS		103
5065470	1161 22 9	VBS		103
5065531	1161 28 8	VBS		103
5065593	1161 34 2	VBS		103
5065654	1161 40 7	VBS		103
5065715	1161 46 6	VBS		103
5065777	1161 52 0	VBS		103
5065838	1161 57 1	VBS		103
5065890	1161 64 4	VBS		103
5066071	1161 82 2	VBS		104
5066132	1161 83 0	VBS		104
5066194	1161 84 9	VBS		104
5066255	1161 85 7	VBS		104
5066316	1161 86 5	VBS		104
5066378	1161 87 3	VBS		104
5066439	1161 88 1	VBS		104
5066491	1161 90 3	VBS		104
5668343	1161 91 2	VBS		105
5668381	1161 91 6	VBS		105
5668398	1161 92 2	VBS		105
5668404	1161 92 8	VBS		105
5668442	1161 93 4	VBS		105
5668459	1161 94 0	VBS		105
5668466	1161 94 6	VBS		105
5668503	1161 95 2	VBS		105
5668510	1161 95 8	VBS		105
5668527	1161 96 4	VBS		105
5066972	1162 12 8	VBS		103
5067030	1162 16 0	VBS		103
5067092	1162 22 5	VBS		103
5067153	1162 28 4	VBS		103
5067214	1162 34 9	VBS		103
5067276	1162 40 3	VBS		103
5067337	1162 46 2	VBS		103
5067399	1163 12 4	VBS		103
5067450	1163 16 7	VBS		103

GTIN	Art. no.	PE	Price	Page
			/100 pc.	
5067511	1163 22 1	VBS		103
5067573	1163 28 0	VBS		103
5067634	1163 34 5	VBS		103
5067696	1163 39 6	VBS		103
5067757	1163 46 9	VBS		103
5067818	1163 52 3	VBS		103
5067870	1163 58 2	VBS		103
5067931	1163 64 7	VBS		103
5067993	1163 70 1	VBS		103
5068297	1164 12 0	VBS		103
5068358	1164 16 3	VBS		103
5068419	1164 22 8	VBS		103
5068471	1164 28 7	VBS		103
5068532	1164 34 1	VBS		103
5068594	1164 40 6	VBS		103
5068655	1164 46 5	VBS		103
5068716	1164 51 1	VBS		103
5068778	1164 58 9	VBS		103
5069256	1166 01 8	VBS		103
5069317	1166 02 6	VBS		103
5069379	1166 03 4	VBS		103
5069430	1166 04 2	VBS		103
5069492	1166 05 0	VBS		103
5069553	1166 06 9	VBS		103
5069614	1166 07 7	VBS		103
5069676	1166 08 5	VBS		103
5069737	1166 09 3	VBS		103
5069799	1166 10 7	VBS		103
5432371	1167 00 6	VBS		103
5432432	1167 01 4	VBS		103
5432494	1167 02 2	VBS		103
5432555	1167 03 0	VBS		103
5432616	1167 04 9	VBS		103
5070634	1169 12 2	VBS		106
5070696	1169 16 5	VBS		106
5070757	1169 21 1	VBS		106
5070818	1169 28 9	VBS		106
5070870	1169 34 3	VBS		106
5070931	1169 40 8	VBS		106
5070993	1169 46 7	VBS		106
5071051	1169 52 1	VBS		106
5071112	1169 58 0	VBS		106
5071174	1169 64 5	VBS		106
5071235	1169 69 6	VBS		106
5071297	1169 76 9	VBS		106
5071358	1169 82 3	VBS		106
5071419	1169 90 4	VBS		106
5071532	1170 12 0	VBS		106
5071594	1170 16 3	VBS		106
5071655	1170 22 8	VBS		106
5071716	1170 28 7	VBS		106
5071778	1170 34 1	VBS		106
5071839	1170 40 6	VBS		106
5071891	1170 46 5	VBS		106
5071952	1170 51 1	VBS		106
5072492	1174 05 3	VBS		105
5451211	1174 50 9	VBS		107
5451273	1174 51 7	VBS		107
5451334	1174 52 5	VBS		107
5072553	1174 54 1	VBS		107
5072614	1174 56 8	VBS		107
5072676	1174 57 6	VBS		107
5500353	1174 60 6	VBS		107
5500414	1174 61 4	VBS		107
5500476	1174 63 0	VBS		107
5072737	1175 12 2	VBS		105
5072799	1175 16 5	VBS		105
5072850	1175 21 1	VBS		105
5072911	1175 28 9	VBS		105
5072973	1175 34 3	VBS		105
5073031	1175 40 8	VBS		105
5073093	1175 46 7	VBS		105
5073154	1175 52 1	VBS		105
5073215	1175 58 0	VBS		105
5073277	1175 64 5	VBS		105
5073338	1175 69 6	VBS		105
5073390	1175 76 9	VBS		105
5073451	1175 82 3	VBS		105

GTIN	Art. no.	PE	Price	Page
			/100 pc.	
5073512	1175 90 4	VBS		105
5073574	1175 99 8	VBS		105
5073635	1176 12 9	VBS		105
5073697	1176 16 1	VBS		105
5073758	1176 22 6	VBS		105
5073819	1176 28 5	VBS		105
5073871	1176 33 1	VBS		105
5073932	1176 40 4	VBS		105
5073994	1176 46 3	VBS		105
5074052	1176 52 8	VBS		105
5074113	1176 58 7	VBS		105
5074175	1177 12 5	VBS		105
5074236	1177 16 8	VBS		105
5074298	1177 22 2	VBS		105
5074359	1177 28 1	VBS		105
5074410	1177 34 6	VBS		105
5074472	1177 40 0	VBS		105
5074533	1177 45 1	VBS		105
5074595	1178 50 4	VBS		105
5074656	1178 51 2	VBS		105
5074717	1178 52 0	VBS		105
5074779	1178 53 9	VBS		105
5074830	1178 54 7	VBS		105
5074892	1178 55 5	VBS		105
5074953	1178 56 3	VBS		105
5075011	1178 57 1	VBS		105
5075073	1178 59 8	VBS		105
5075134	1178 60 1	VBS		105
5075196	1178 62 8	VBS		105
5075257	1178 63 6	VBS		105
5075431	1180 12 6	VBS		107
5075493	1180 16 9	VBS		107
5075554	1180 22 3	VBS		107
5075615	1180 28 2	VBS		107
5075677	1180 34 7	VBS		107
5075738	1180 40 1	VBS		107
5075790	1180 46 0	VBS		107
5075851	1180 52 5	VBS		107
5075912	1180 58 4	VBS		107
5075974	1180 64 9	VBS		107
5076032	1180 68 1	VBS		107
5				

Numeric directory

Structure of the GTIN: Country code **40**

Manufacturer code **1219**

Individual GTIN **5647589**

GTIN	Art. no.	PE	Price	Page	GTIN	Art. no.	PE	Price	Page	GTIN	Art. no.	PE	Price	Page
			/100 pc.					/100 pc.					/100 pc.	
5436638	1183 62 1	VBS		103	5082576	1196 11 1	VBS		108	5115755	1360 50 7	VBS		68
5436690	1183 64 8	VBS		103	5082637	1196 16 2	VBS		108	5115878	1360 60 4	VBS		68
5436751	1183 65 6	VBS		103	5082699	1196 22 7	VBS		108	5569114	1360 63 9	VBS		68
5436812	1183 66 4	VBS		103	5082750	1196 28 6	VBS		108	5912378	1360 64 4	VBS		68
5436874	1183 67 2	VBS		103	5082811	1196 34 0	VBS		108	5912385	1360 64 6	VBS		68
5436935	1183 68 0	VBS		103	5082873	1196 40 5	VBS		108	5912392	1360 64 8	VBS		68
5436997	1183 69 9	VBS		103	5082934	1196 46 4	VBS		108	5912408	1360 65 0	VBS		68
					5082996	1196 52 9	VBS		108	5912415	1360 65 2	VBS		68
5437710	1184 00 8	VBS		107	5083054	1196 58 8	VBS		108	5912422	1360 65 4	VBS		68
5437772	1184 01 6	VBS		107	5847649	1196 59 7	VBS		108	5912439	1360 65 6	VBS		68
5446354	1184 02 4	VBS		107	5847656	1196 59 9	VBS		108	5912446	1360 65 8	VBS		68
5437833	1184 03 2	VBS		107	5847663	1196 60 1	VBS		108	5912453	1360 66 0	VBS		68
5437895	1184 04 0	VBS		107	5847670	1196 60 3	VBS		108	5912460	1360 66 2	VBS		68
5437956	1184 05 9	VBS		107						5912477	1360 66 4	VBS		68
5438014	1184 06 7	VBS		107	5514039	1197 09 6	VBS		108	5912484	1360 66 6	VBS		68
5438076	1184 07 5	VBS		107	5083115	1197 12 6	VBS		108	5912491	1360 66 8	VBS		68
5438137	1184 08 3	VBS		107	5514091	1197 13 4	VBS		108	5912507	1360 67 0	VBS		68
5438199	1184 09 1	VBS		107	5083177	1197 16 9	VBS		108	5912514	1360 67 2	VBS		68
5439035	1184 40 7	VBS		105	5514152	1197 17 7	VBS		108	5912521	1360 67 4	VBS		68
5439097	1184 41 5	VBS		105	5083238	1197 22 3	VBS		108	5912538	1360 67 6	VBS		68
5439158	1184 42 3	VBS		105	5514213	1197 23 1	VBS		108	5912545	1360 67 8	VBS		68
5439219	1184 43 1	VBS		105	5083290	1197 28 2	VBS		108	5912583	1360 68 0	VBS		68
5439271	1184 45 8	VBS		105	5514275	1197 29 0	VBS		108	5912590	1360 68 2	VBS		68
5439332	1184 46 6	VBS		105	5083351	1197 34 7	VBS		108	5912606	1360 68 4	VBS		68
5439394	1184 47 4	VBS		105	5514336	1197 35 5	VBS		108	5912637	1360 68 6	VBS		68
5439455	1184 48 2	VBS		105	5083412	1197 40 1	VBS		108	5912644	1360 68 8	VBS		68
5439516	1184 49 0	VBS		105	5860297	1197 42 8	VBS		108	5912651	1360 69 0	VBS		68
5439578	1184 50 4	VBS		105	5083474	1197 46 0	VBS		108					
5439639	1184 51 2	VBS		105	5844334	1197 47 9	VBS		108	5029755	1361 09 1	VBS		68
5439752	1184 53 9	VBS		105	5083535	1197 52 5	VBS		108	5029762	1361 09 4	VBS		68
5440239	1184 70 9	VBS		106	5821892	1197 53 3	VBS		108	5029809	1361 09 7	VBS		68
5440291	1184 71 7	VBS		106	5083597	1197 58 4	VBS		108	5029816	1361 10 0	VBS		68
5440352	1184 72 5	VBS		106	5847632	1197 59 2	VBS		108	5029823	1361 10 3	VBS		68
5440413	1184 73 3	VBS		106	5865995	1197 60 6	VBS		108	5029861	1361 10 6	VBS		68
5440475	1184 74 1	VBS		106	5083658	1197 64 9	VBS		108	5029878	1361 10 9	VBS		68
5440536	1184 76 8	VBS		106	5083719	1197 70 3	VBS		108	5029885	1361 11 2	VBS		68
5440598	1184 77 6	VBS		106	5083771	1197 76 2	VBS		108	5254348	1361 11 5	VBS		68
					5083832	1197 82 7	VBS		108	5615651	1361 11 7	VBS		68
5077893	1185 00 4	VBS		106	5083894	1197 90 8	VBS		108	5254386	1361 11 8	VBS		68
5077954	1185 01 2	VBS		106	5083955	1197 99 1	VBS		108	5115939	1361 13 9	VBS		68
5078012	1185 02 0	VBS		106						5115991	1361 16 3	VBS		68
5078074	1185 03 9	VBS		106	5441434	1199 70 6	VBS		108	5116059	1361 19 8	VBS		68
5078135	1185 04 7	VBS		106	5441496	1199 71 4	VBS		108	5116110	1361 20 1	VBS		68
5078197	1185 05 5	VBS		106	5441557	1199 72 2	VBS		108	5116172	1361 23 6	VBS		68
5078258	1185 06 3	VBS		106	5441618	1199 73 0	VBS		108	5116233	1361 29 5	VBS		68
5078319	1185 07 1	VBS		106	5441670	1199 74 9	VBS		108	5116295	1361 38 4	VBS		68
5078371	1185 09 8	VBS		106	5441731	1199 75 7	VBS		108	5116356	1361 48 1	VBS		68
5078432	1185 10 1	VBS		106	5442035	1199 84 6	VBS		108	5116417	1361 51 1	VBS		68
5079392	1185 43 8	VBS		107	5442097	1199 85 4	VBS		108	5116479	1361 61 9	VBS		68
5079453	1185 44 6	VBS		107	5442158	1199 86 2	VBS		108	5116530	1361 63 5	VBS		68
5079514	1185 45 4	VBS		107	5442219	1199 87 0	VBS		108	5912668	1361 64 3	VBS		68
5079576	1185 46 2	VBS		107	5442271	1199 88 9	VBS		108	5912705	1361 64 7	VBS		68
5079637	1185 47 0	VBS		107	5442332	1199 89 7	VBS		108	5912712	1361 65 1	VBS		68
5079699	1185 48 9	VBS		107	5442394	1199 90 0	VBS		108	5912729	1361 65 5	VBS		68
5079750	1185 49 7	VBS		107	5442455	1199 91 9	VBS		108	5912750	1361 65 9	VBS		68
					5442516	1199 92 7	VBS		108	5912767	1361 66 3	VBS		68
5081197	1194 04 6	VBS		107	5442578	1199 93 5	VBS		108	5912774	1361 66 7	VBS		68
5081258	1194 05 4	VBS		107	5442639	1199 94 3	VBS		108	5912781	1361 67 1	VBS		68
5081319	1194 08 9	VBS		107						5912828	1361 67 5	VBS		68
5476771	1194 37 2	VBS		107						5912835	1361 67 9	VBS		68
										5912842	1361 68 3	VBS		68
5081371	1195 12 3	VBS		108	5105978	1310 61 5	VBS		69					
5081432	1195 16 6	VBS		108	5106036	1310 65 8	VBS		69					
5081494	1195 22 0	VBS		108	5106159	1310 92 5	VBS		70	5116714	1362 01 1	VBS		68
5081555	1195 27 1	VBS		108						5116776	1362 03 8	VBS		68
5081616	1195 34 4	VBS		108	5114499	1360 05 1	VBS		68	5116837	1362 04 6	VBS		68
5081678	1195 40 9	VBS		108	5114550	1360 08 6	VBS		68	5116899	1362 05 4	VBS		68
5081739	1195 46 8	VBS		108	5114611	1360 10 8	VBS		68	5116950	1362 06 2	VBS		68
5081791	1195 52 2	VBS		108	5114673	1360 12 4	VBS		68	5117018	1362 07 0	VBS		68
5081852	1195 58 1	VBS		108	5114734	1360 14 0	VBS		68	5117070	1362 08 9	VBS		68
5081913	1195 64 6	VBS		108	5114796	1360 15 9	VBS		68	5117131	1362 09 7	VBS		68
5081975	1195 70 0	VBS		108	5114857	1360 16 7	VBS		68	5117193	1362 10 0	VBS		68
					5114918	1360 18 3	VBS		68	5117254	1362 12 7	VBS		68
5082033	1195 79 4	BSS		385	5114970	1360 20 5	VBS		68	5450252	1362 52 6	VBS		68
5082095	1195 80 8	BSS		385	5115038	1360 22 1	VBS		68	5450313	13			

GTIN	Art. no.	PE	Price	Page	GTIN	Art. no.	PE	Price	Page	GTIN	Art. no.	PE	Price	Page		
5118152	1366 30 0	VBS	/100 pc.	68	5135616	1443 01 1	VBS	/100 pc.	71	6256389	1480 65 0	VBS	/100 pc.	83		
5118213	1366 35 1	VBS		68							6256426	1480 65 4		VBS		83
5118275	1366 62 9	VBS		69							6256433	1480 65 8		VBS		83
5118336	1366 66 1	VBS		69							6256440	1480 66 2		VBS		83
5120735	1380 02 8	VBS		69	5136811	1465 10 4	VBS	price/100	74	6256488	1480 66 6	VBS		83		
5120858	1380 22 2	VBS		69	5136934	1465 14 7	VBS		74	6256495	1480 67 0	VBS		83		
5120971	1380 42 7	VBS		69	5136996	1465 16 3	VBS		74	6256501	1480 68 4	VBS		84		
5121152	1380 72 9	VBS		69	5137054	1465 19 8	VBS		74	6256532	1480 68 8	VBS		84		
					5549079	1465 60 0	VBS		74	6256549	1480 71 0	VBS		83		
					5137597	1465 76 7	VBS		73	6256556	1480 71 4	VBS		83		
					5137658	1465 77 5	VBS		73	6256563	1480 72 2	VBS		83		
					5137719	1465 79 1	VBS		73	6256594	1480 72 6	VBS		83		
					5137771	1465 80 5	VBS		73	6256600	1480 73 0	VBS		83		
					5137832	1465 82 1	VBS		73	6256617	1480 73 8	VBS		83		
										6256624	1480 74 2	VBS		83		
					5137955	1466 26 7	VBS			73	6256655	1480 76 0	VBS		83	
											6256662	1480 76 8	VBS		83	
											6256679	1480 77 2	VBS		83	
					5138310	1470 12 4	VBS	/pc.	75	6256686	1480 77 6	VBS		83		
					5900887	1470 12 9	VBS		75	6256723	1480 78 0	VBS		83		
					5138372	1470 17 5	VBS		75	6256730	1480 78 4	VBS		83		
					5900894	1470 18 0	VBS		75	6256747	1480 78 8	VBS		83		
					5138433	1470 26 4	VBS		75	6256785	1480 79 2	VBS		83		
					5900900	1470 27 0	VBS		75							
											5407027	1481 10 2	VBS		83	
					5138679	1471 12 0	VBS		75	5407034	1481 10 8	VBS		83		
					5138730	1471 17 1	VBS		75	5407041	1481 11 4	VBS		83		
					5138792	1471 26 0	VBS		75	5407072	1481 12 0	VBS		83		
					5900955	1471 26 6	VBS		75							
											5145936	1484 70 2	VBS		84	
					5139393	1473 22 0	VBS		75	5145998	1484 81 8	VBS		84		
					5139454	1473 27 1	VBS		75	5146056	1484 82 6	VBS		84		
					5139515	1473 36 0	VBS	75	5146117	1484 83 4	VBS		84			
										5146179	1484 84 2	VBS		84		
					5139935	1475 12 6	VBS	75								
					5900962	1475 13 2	VBS	75	5146353	1485 10 5	VBS		84			
					5139997	1475 17 7	VBS	75	5146414	1485 11 3	VBS		84			
					5900979	1475 18 3	VBS	75	5928126	1485 14 0	VBS		84			
					5140054	1475 26 6	VBS	75	5928133	1485 14 4	VBS		84			
					5900986	1475 27 2	VBS	75	5928140	1485 14 8	VBS		84			
					5140115	1475 62 2	VBS	75								
					5140177	1475 67 3	VBS	75	6342112	1486 23 2	VBS		85			
					5140238	1475 76 2	VBS	75	6342136	1486 23 4	VBS		85			
					5901013	1475 76 8	VBS	75	6342150	1486 23 6	VBS		85			
										6342167	1486 23 8	VBS		85		
										6342174	1486 24 2	VBS		85		
										6342181	1486 24 4	VBS		85		
					6255818	1480 40 0	VBS	/100 pc.	83	6342129	1486 28 2	VBS		85		
					6255825	1480 40 4	VBS		83	6342143	1486 28 4	VBS		85		
					6255832	1480 40 8	VBS		83	6342198	1486 28 6	VBS		85		
					6255849	1480 41 2	VBS		83	6342204	1486 28 8	VBS		85		
					6255870	1480 43 0	VBS		83	6342211	1486 29 2	VBS		85		
					6255887	1480 43 4	VBS		83	6342228	1486 29 4	VBS		85		
					6255894	1480 43 8	VBS		83	5148753	1486 60 8	VBS		84		
					6255900	1480 45 0	VBS		83	5148814	1486 61 6	VBS		84		
					6255931	1480 45 4	VBS		83	5148876	1486 62 4	VBS		84		
					6255948	1480 45 8	VBS		83	5148937	1486 63 2	VBS		84		
					6255955	1480 47 0	VBS		83	5148999	1486 67 5	VBS		84		
					6255962	1480 47 8	VBS		83	5149231	1486 86 1	VBS		84		
					6255993	1480 48 2	VBS		83							
					6256006	1480 48 6	VBS		83	5407133	1487 49 6	VBS		84		
					6256013	1480 49 0	VBS	83	5862666	1487 50 0	VBS		83			
					6256020	1480 49 4	VBS	83	5862673	1487 50 2	VBS		83			
					6256051	1480 51 0	VBS	83	5862680	1487 50 4	VBS		83			
					6256068	1480 52 2	VBS	83	5862710	1487 50 6	VBS		83			
					6256075	1480 52 6	VBS	83	5862727	1487 50 8	VBS		83			
					6256082	1480 53 0	VBS	83	5862734	1487 51 0	VBS		83			
					6256112	1480 53 4	VBS	83	5862741	1487 51 2	VBS		83			
					6256129	1480 53 8	VBS	83	5862758	1487 51 4	VBS		83			
					6256136	1480 54 2	VBS	83	5862765	1487 53 0	VBS		83			
					6256143	1480 57 0	VBS	83	5862772	1487 53 2	VBS		83			
					6256174	1480 57 8	VBS	83	5862789	1487 53 4	VBS		83			
					6256181	1480 58 2	VBS	83	5862796	1487 53 6	VBS		83			
					6256198	1480 58 6	VBS	83	5862802	1487 53 8	VBS		83			
					6256204	1480 59 0	VBS	83	5862819	1487 54 0	VBS		83			
					6256235	1480 59 4	VBS	83	5862826	1487 54 2	VBS		83			
					6256242	1480 60 2	VBS	83	5862833	1487 54 4	VBS		83			
					6256259	1480 60 6	VBS	83	5862840	1487 56 0	VBS		83			
					6256266	1480 61 0	VBS	83	5862857	1487 56 2	VBS		83			
					6256297	1480 61 4	VBS	83	5862864	1487 56 4	VBS		83			
					6256303	1480 63 0	VBS	83	5862901	1487 56 6	VBS		83			
					6256310	1480 63 4	VBS	83	5862918	1487 56 8	VBS		83			
					6256327	1480 63 8	VBS	83	5862925	1487 57 0	VBS		83			
					6256365	1480 64 2	VBS	83	5862956	1487 57 2	VBS		83			
					6256372	1480 64 6	VBS	83	5862963	1487 57 4	VBS		83			

Numeric directory

Structure of the GTIN: Country code **40**

Manufacturer code **1219**

Individual GTIN **5647589**

GTIN	Art. no.	PE	Price	Page	GTIN	Art. no.	PE	Price	Page	GTIN	Art. no.	PE	Price	Page
5150794	1487 72 8	VBS	/100 pc.	84	5032533	2003 32 1	VBS	/100 pc.	37	6257867	2007 80 8	VBS	/pc.	31
5150855	1488 01 5	VBS		84	5032595	2003 32 5	VBS		37	5615828	2007 80 9	VBS		31
5150916	1488 02 3	VBS		84	5032779	2003 41 4	VBS		38	5615835	2007 81 1	VBS		31
5150978	1488 03 1	VBS		84	5032830	2003 42 2	VBS		38	5615842	2007 81 3	VBS		31
5151036	1488 07 4	VBS		84	5051350	2003 42 6	VBS		38	5854203	2007 81 4	VBS		31
5151098	1488 08 2	VBS		84	5032892	2003 43 0	VBS		38	5615859	2007 81 5	VBS		31
5151159	1488 09 0	VBS		84	5032953	2003 44 2	VBS		38	5615866	2007 81 7	VBS		31
5407140	1488 11 1	VBS		84	5033011	2003 44 9	VBS		38	5615873	2007 81 9	VBS		31
			price/100		5246725	2003 60 3	VBS		38	5654551	2007 82 0	VBS		31
5151210	1488 20 1	VBS		85	5246732	2003 61 1	VBS		38	5615880	2007 82 1	VBS		31
			/100 pc.		5246749	2003 61 9	VBS		38	5654568	2007 82 2	VBS		31
5151272	1488 25 2	VBS		85	5291909	2004 63 4	VBS		37	5615897	2007 82 3	VBS		31
					5292319	2004 67 6	VBS		37	5654575	2007 82 4	VBS		31
5917069	2000 00 1	VBS		23	5292371	2004 68 0	VBS		37	5615903	2007 82 5	VBS		31
5917076	2000 00 3	VBS		23						5654582	2007 82 6	VBS		31
5917083	2000 00 5	VBS		23	5246770	2007 02 9	VBS		24	5654643	2007 82 9	VBS		31
5151395	2000 01 6	VBS		23	5246756	2007 04 5	VBS		24				/100 pc.	29
5151456	2000 02 4	VBS		23	5246787	2007 06 1	VBS		24	5840602	2007 83 3	VBS		29
5239598	2000 05 9	VBS		23	5246794	2007 07 7	VBS		24	5840640	2007 83 5	VBS		29
5313090	2000 07 5	VBS		23	5470632	2007 08 1	VBS		24				/pc.	32
5820390	2000 16 4	VBS		23	5246800	2007 09 3	VBS		24	5847519	2007 84 0	VBS		32
5707899	2000 18 0	VBS		23	5246824	2007 12 5	VBS		24	5847526	2007 84 4	VBS		32
5152057	2000 32 6	VBS		23	5470649	2007 09 7	VBS		24	5847533	2007 84 8	VBS		32
5152170	2000 34 2	VBS		23	5246817	2007 10 9	VBS		24	5847540	2007 85 2	VBS		32
5917090	2000 37 8	VBS		23	5246824	2007 12 5	VBS		24	5847557	2007 85 6	VBS		32
5917106	2000 38 2	VBS		23	5246831	2007 22 3	VBS		26	5903642	2007 87 0	VBS		32
5917113	2000 38 6	VBS		23	5246848	2007 23 9	VBS		26	5903666	2007 87 4	VBS		32
5917120	2000 39 0	VBS		23	5246855	2007 25 5	VBS		26	5903697	2007 87 6	VBS		32
5917137	2000 41 0	VBS		23	5246862	2007 27 1	VBS		26				/100 pc.	28
5917144	2000 41 4	VBS		23	5246879	2007 28 7	VBS		26	6034246	2007 88 0	VBS		28
5917151	2000 41 8	VBS		23	5246886	2007 30 3	VBS		26	6034253	2007 88 2	VBS		28
5917168	2000 42 2	VBS		23	5286486	2007 31 2	VBS		24	6034260	2007 88 4	VBS		28
					5286493	2007 32 0	VBS		24	6034284	2007 88 6	VBS		28
5545415	2001 13 6	VBS		33	5286509	2007 33 9	VBS		24	6034291	2007 88 8	VBS		28
5545170	2001 17 9	VBS		33	5286547	2007 34 7	VBS		24	5885375	2007 90 0	VBS		28
5119838	2001 21 7	VBS		33	5286554	2007 35 5	VBS		24	5885382	2007 90 4	VBS		28
5542537	2001 26 8	VBS		33	5286561	2007 36 3	VBS		24	5885399	2007 91 0	VBS		28
5542414	2001 30 6	VBS		33	5286608	2007 37 1	VBS		24	5885405	2007 91 4	VBS		28
5542292	2001 34 9	VBS		33	5441168	2007 43 0	VBS		25	6085484	2007 91 8	VBS		28
5536178	2001 63 2	VBS		33	5441175	2007 43 2	VBS		25					
5879671	2001 80 2	VBS		33	5441182	2007 43 4	VBS		25	6030774	2011 30 4	VBS		34
5541936	2001 84 5	VBS		33	5441212	2007 43 6	VBS		25	6030781	2011 30 8	VBS		34
5540076	2001 85 3	VBS		33	5682189	2007 44 0	VBS		25	6030811	2011 31 2	VBS		34
5539896	2001 86 1	VBS		33	5682196	2007 44 4	VBS		25	6030828	2011 31 6	VBS		34
5110477	2001 88 8	VBS		33	5682202	2007 44 8	VBS		25	6030835	2011 32 0	VBS		34
5536116	2001 94 2	VBS		33	5286615	2007 50 9	VBS		25	6030873	2011 32 4	VBS		34
					5286622	2007 51 7	VBS		25	6030880	2011 32 8	VBS		34
5107712	2002 14 0	VBS		33	5286660	2007 52 5	VBS		25	6030897	2011 33 2	VBS		34
5107651	2002 16 7	VBS		33	5286677	2007 53 3	VBS		25	6030903	2011 34 4	VBS		34
5107590	2002 32 9	VBS		33	5286684	2007 54 1	VBS		25	6030934	2011 34 8	VBS		34
5105435	2002 34 5	VBS		33	5286721	2007 55 4	VBS		25	6030941	2011 35 2	VBS		34
5105374	2002 50 7	VBS		33	5286738	2007 56 8	VBS		25	6030958	2011 35 6	VBS		34
5105312	2002 52 3	VBS		33	5392743	2007 58 1	VBS		25	6030996	2011 36 0	VBS		34
					5392804	2007 58 4	VBS		25	6031009	2011 36 4	VBS		34
					5392811	2007 58 7	VBS		25	6031016	2011 36 8	VBS		34
5000204	2003 01 5	VBS		37	5392828	2007 59 0	VBS		26	6031023	2011 37 2	VBS		34
5002314	2003 01 9	VBS		37	5392859	2007 59 3	VBS		26	5246909	2011 50 6	VBS		29
5003571	2003 02 3	VBS		37	5392866	2007 59 6	VBS		26	5246916	2011 51 4	VBS		29
5013457	2003 03 5	VBS		37	5392873	2007 59 9	VBS		26	5246923	2011 52 2	VBS		29
5022633	2003 08 2	VBS		37	5985822	2007 71 0	VBS		27	5246930	2011 53 0	VBS		29
5020479	2003 11 2	VBS		37	5985860	2007 71 2	VBS		27	5246954	2011 54 6	VBS		29
5023715	2003 11 8	VBS		37	5985877	2007 71 4	VBS		27	5246961	2011 63 8	VBS		29
5023777	2003 12 4	VBS		37	5985884	2007 71 6	VBS		27	5246978	2011 64 6	VBS		29
5023951	2003 13 0	VBS		37	5985891	2007 71 8	VBS		27	5246985	2011 65 4	VBS		29
5024071	2003 13 6	VBS		37	5985899	2007 71 8	VBS		27	5303206	2011 68 9	VBS		29
5021377	2003 21 2	VBS		37	5985839	2007 73 0	VBS		27	5303213	2011 69 7	VBS		29
5024132	2003 21 8	VBS		37	5985907	2007 73 2	VBS		27	5303220	2011 70 0	VBS		29
5024194	2003 22 3	VBS		37	5985914	2007 73 4	VBS		27					
5024255	2003 22 7	VBS		37	5985921	2007 73 6	VBS		27	5105251	2012 37 5	VBS		29
5024316	2003 23 6	VBS		37	5985938	2007 73 8	VBS		27	5105190	2012 38 3	VBS		33
5024378	2003 24 0	VBS		37	5985846	2007 75 0	VBS		27	5105138	2012 39 1	VBS		33
5024439	2003 24 4	VBS		37	5985945	2007 75 2	VBS		27					
5024491	2003 24 8	VBS		37	5985952	2007 75 4	VBS		27	5156734	2012 75 8	VBS		48
5025276	2003 25 2	VBS		37	5985969	2007 75 6	VBS		27	5156857	2012 77 4	VBS		49
5025337	2003 25 6	VBS		37	5985976	2007 75 8	VBS		27	5156918	2012 78 2	VBS		49
5025399	2003 26 5	VBS		37	5985983	2007 77 0	VBS		27	5156970	2012 80 4	VBS		

GTIN	Art. no.	PE	Price	Page
			/100 pc.	
5515296	2013 00 7	VBS		49
5515357	2013 00 8	VBS		49
5515418	2013 00 9	VBS		49
5515470	2013 01 0	VBS		49
5515531	2013 01 1	VBS		49
5515593	2013 01 2	VBS		49
5515654	2013 01 3	VBS		49
5515715	2013 01 5	VBS		49
5515777	2013 01 6	VBS		49
5515838	2013 01 7	VBS		49
5515890	2013 01 8	VBS		49
5515951	2013 01 9	VBS		49
5516019	2013 02 0	VBS		49
5516071	2013 02 1	VBS		49
5516132	2013 02 2	VBS		49
5516194	2013 02 5	VBS		49
5516255	2013 02 6	VBS		49
5516316	2013 02 7	VBS		49
5516378	2013 02 8	VBS		49
5516439	2013 02 9	VBS		49
5516491	2013 03 0	VBS		49
5516552	2013 03 1	VBS		49
5516613	2013 03 2	VBS		49
5157755	2013 06 1	VBS		56
5157816	2013 09 6	VBS		56
5157878	2013 11 8	VBS		56
5157939	2013 13 4	VBS		56
5157991	2013 16 9	VBS		56
5158059	2013 21 5	VBS		56
5158110	2013 29 0	VBS		56
5942825	2016 18 0	VBS		29
5942832	2016 18 5	VBS		29
5896951	2016 19 0	VBS		29
5896968	2016 19 5	VBS		29
5159377	2017 34 2	VBS		23
5159858	2022 02 8	VBS		33
5159919	2022 06 0	VBS		33
5896517	2022 11 0	VBS		45
5896524	2022 11 2	VBS		45
5896562	2022 11 4	VBS		45
5896579	2022 12 0	VBS		45
5896586	2022 12 2	VBS		45
5896616	2022 12 4	VBS		45
5896623	2022 12 6	VBS		45
5896630	2022 12 8	VBS		45
5896647	2022 13 6	VBS		45
5896685	2022 13 8	VBS		45
5160694	2022 60 5	VBS		46
5160755	2022 61 3	VBS		46
5160816	2022 62 1	VBS		46
5160878	2022 64 8	VBS		46
5160939	2022 65 6	VBS		46
5160991	2022 66 4	VBS		46
5161059	2022 67 2	VBS		46
5161110	2022 68 0	VBS		46
5161172	2022 69 9	VBS		46
5161233	2022 70 2	VBS		46
5860921	2022 76 2	VBS		45
5860938	2022 76 4	VBS		45
5860945	2022 76 6	VBS		45
5860952	2022 76 8	VBS		45
5860969	2022 77 0	VBS		45
5860976	2022 77 2	VBS		45
5860983	2022 77 4	VBS		45
5860990	2022 77 6	VBS		45
5532637	2022 84 3	VBS		45
5532699	2022 84 5	VBS		45
5532750	2022 84 7	VBS		45
5532811	2022 84 9	VBS		45
5532934	2022 85 1	VBS		45
5532996	2022 85 3	VBS		45
5533054	2022 85 5	VBS		45
5533115	2022 85 7	VBS		45
5533177	2022 86 2	VBS		45
5533238	2022 86 4	VBS		45
5533658	2022 86 6	VBS		45
5533719	2022 86 8	VBS		45
5533771	2022 87 0	VBS		45
5533832	2022 87 2	VBS		45
5533894	2022 87 4	VBS		45

GTIN	Art. no.	PE	Price	Page
			/100 pc.	
5533955	2022 87 6	VBS		45
5534013	2022 88 3	VBS		45
5535638	2022 88 5	VBS		45
5535690	2022 88 7	VBS		45
5535751	2022 88 9	VBS		45
5538219	2022 89 1	VBS		45
5538332	2022 89 3	VBS		45
5538455	2022 89 5	VBS		45
5538516	2022 89 7	VBS		45
5896692	2022 90 0	VBS		45
5896708	2022 90 1	VBS		45
5896739	2022 90 2	VBS		45
5896746	2022 90 3	VBS		45
5896753	2022 90 4	VBS		45
5896760	2022 90 5	VBS		45
5896777	2022 90 6	VBS		45
5896784	2022 90 7	VBS		45
5003786	2022 92 1	VBS		45
5003823	2022 92 4	VBS		45
5003885	2022 92 6	VBS		45
5003908	2022 92 8	VBS		45
5003946	2022 93 0	VBS		45
5004004	2022 93 3	VBS		45
5004028	2022 93 5	VBS		45
5004066	2022 93 7	VBS		45
5004127	2022 94 3	VBS		45
5004141	2022 94 5	VBS		45
5004158	2022 94 7	VBS		45
5004202	2022 94 9	VBS		45
5004240	2022 95 1	VBS		45
5004257	2022 95 3	VBS		45
5004264	2022 95 5	VBS		45
5004301	2022 95 7	VBS		45
5004363	2022 96 4	VBS		45
5004370	2022 96 6	VBS		45
5004387	2022 96 8	VBS		45
5004424	2022 97 0	VBS		45
5004486	2022 97 2	VBS		45
5004493	2022 97 4	VBS		45
5004509	2022 97 6	VBS		45
5004547	2022 97 8	VBS		45
5812166	2022 98 5	VBS		45
5812173	2022 98 7	VBS		45
5812180	2022 98 9	VBS		45
5812197	2022 99 1	VBS		45
5812203	2022 99 3	VBS		45
5812210	2022 99 5	VBS		45
5812227	2022 99 7	VBS		45
5870968	2023 00 8	VBS		45
5871002	2023 01 0	VBS		45
5871019	2023 01 2	VBS		45
5871026	2023 01 4	VBS		45
5871064	2023 01 6	VBS		45
5871071	2023 01 8	VBS		45
5871088	2023 02 0	VBS		45
5871125	2023 02 2	VBS		45
5161653	2023 09 1	VBS		50
5161714	2023 11 3	VBS		50
5161776	2023 12 1	VBS		50
5161837	2023 16 4	VBS		50
5161899	2023 21 0	VBS		50
5161950	2023 29 6	VBS		50
5162018	2023 50 4	VBS		48
5162070	2023 51 2	VBS		48
5162131	2023 52 0	VBS		48
5162193	2023 53 9	VBS		48
5162254	2023 54 7	VBS		48
5088639	2024 06 3	VBS		48
5162858	2024 13 6	VBS		48
5162919	2024 16 0	VBS		48
5842958	2024 18 7	VBS		46
5843016	2024 19 5	VBS		46
5843078	2024 20 9	VBS		46
5843139	2024 21 7	VBS		46
5843191	2024 22 5	VBS		46
5843252	2024 23 3	VBS		46
5843313	2024 24 1	VBS		46
5839538	2024 28 4	VBS		46
5839590	2024 29 2	VBS		46
5839651	2024 30 6	VBS		46
5839712	2024 31 4	VBS		46
5839774	2024 32 2	VBS		46
5839835	2024 33 0	VBS		46

GTIN	Art. no.	PE	Price	Page
			/100 pc.	
5839897	2024 34 9	VBS		46
5839958	2024 35 7	VBS		46
5840015	2024 36 5	VBS		46
5840077	2024 37 3	VBS		46
5861003	2024 65 5	VBS		46
5861041	2024 65 7	VBS		46
5861058	2024 65 9	VBS		46
5861065	2024 66 1	VBS		46
5861072	2024 66 3	VBS		46
5861089	2024 66 5	VBS		46
5861096	2024 66 7	VBS		46
5861102	2024 66 9	VBS		46
5861119	2024 67 1	VBS		46
5861126	2024 67 3	VBS		46
5446774	2024 70 5	VBS		46
5446835	2024 71 3	VBS		46
5446897	2024 72 1	VBS		46
5446958	2024 74 8	VBS		46
5447016	2024 75 6	VBS		46
5447078	2024 76 4	VBS		46
5447139	2024 77 2	VBS		46
5447191	2024 78 0	VBS		46
5447252	2024 79 9	VBS		46
5447313	2024 80 2	VBS		46
5502456	2024 82 9	VBS		45
5313458	2024 86 1	VBS		46
			/pc.	
6334612	2024 90 0	VBS		47
6334506	2024 91 0	VBS		46
6334520	2024 91 3	VBS		46
6334537	2024 91 6	VBS		46
6334544	2024 91 9	VBS		46
6334551	2024 92 2	VBS		46
6334568	2024 92 5	VBS		46
6334599	2024 92 8	VBS		46
6334605	2024 93 1	VBS		46
			/100 pc.	
5162971	2025 07 8	VBS		50
5163039	2025 09 4	VBS		50
5163091	2025 11 6	VBS		50
5163152	2025 13 2	VBS		50
5163213	2025 16 7	VBS		50
5163275	2025 21 3	VBS		50
5163336	2025 29 9	VBS		50
5163398	2025 36 1	VBS		50
5163459	2025 42 6	VBS		50
5163510	2025 48 5	VBS		50
5163695	2025 53 1	VBS		50
5163756	2025 56 6	VBS		50
5163879	2025 60 4	VBS		50
5163992	2025 64 7	VBS		50
5164777	2027 07 0	VBS		57
5164838	2027 09 7	VBS		57
5164890	2027 11 9	VBS		57
5164951	2027 13 5	VBS		57
5165019	2027 15 1	VBS		57
5165071	2027 21 6	VBS		57
5165132	2027 29 1	VBS		57
5035299	2028 87 0	VBS		47
5035350	2028 87 3	VBS		47
5035411	2028 87 5	VBS		47
5035473	2028 87 7	VBS		47
5035534	2028 88 0	VBS		47
5035596	2028 88 3	VBS		47
5035718	2028 88 5	VBS		47
5843559	2028 89 1	VBS		47
5843610	2028 90 5	VBS		47
5843672	2028 91 3	VBS		47

Numeric directory

Structure of the GTIN: Country code **40**

Manufacturer code **1219**

Individual GTIN **5647589**

GTIN	Art. no.	PE	Price	Page	GTIN	Art. no.	PE	Price	Page	GTIN	Art. no.	PE	Price	Page
			/100 pc.					/100 pc.					/100 pc.	
5167419	2029 36 7	VBS		51	5407713	2030 67 5	VBS		50	5172093	2036 06 1	VBS		48
5167471	2029 42 1	VBS		51	5824350	2030 70 5	VBS		51	5172215	2036 09 6	VBS		48
5167532	2029 48 0	VBS		51	5434238	2030 71 3	VBS		51	5172277	2036 11 8	VBS		48
5389934	2029 51 1	VBS		47	5434351	2030 74 8	VBS		51	5172390	2036 13 4	VBS		48
5389941	2029 51 4	VBS		47	5434412	2030 75 6	VBS		51	5172574	2036 16 9	VBS		48
5389972	2029 51 7	VBS		47	5907510	2030 76 4	VBS		51	5172635	2036 21 5	VBS		48
5389989	2029 52 0	VBS		47	5434535	2030 77 2	VBS		51	5172758	2036 29 0	VBS		48
5389996	2029 52 3	VBS		47	5434597	2030 78 0	VBS		51	5172871	2036 36 3	VBS		48
6117512	2029 52 9	VBS		47	5824411	2030 79 9	VBS		51	5172994	2036 42 8	VBS		48
6117529	2029 53 3	VBS		47	5434658	2030 80 2	VBS		51	5173113	2036 48 7	VBS		48
5360582	2029 56 0	VBS		47	5434719	2030 81 0	VBS		51	5173298	2036 51 7	VBS		48
5360599	2029 56 3	VBS		47	5824473	2030 82 9	VBS		51	5173359	2036 53 3	VBS		48
5360605	2029 56 6	VBS		47	5824534	2030 83 7	VBS		51	5173410	2036 57 6	VBS		48
5360636	2029 56 9	VBS		47						5173472	2036 59 2	VBS		48
5360643	2029 57 2	VBS		47	5371878	2031 45 0	VBS		51	5173533	2036 61 4	VBS		48
5360650	2029 57 5	VBS		47	5371885	2031 45 1	VBS		51					
5360667	2029 57 8	VBS		47	5371915	2031 45 2	VBS		51	5175216	2038 04 8	VBS		48
5360698	2029 58 1	VBS		47	5371922	2031 45 3	VBS		51	5469636	2038 07 2	VBS		48
5824596	2029 61 8	VBS		47	5371939	2031 45 4	VBS		51					
5824657	2029 62 6	VBS		47	5372042	2031 46 5	VBS		51	5176893	2040 04 2	VBS		48
5824718	2029 63 4	VBS		47	5372059	2031 46 6	VBS		51	5176954	2040 06 9	VBS		48
5824770	2029 64 2	VBS		47	5372066	2031 46 7	VBS		51	5177074	2040 10 7	VBS		48
5824831	2029 65 0	VBS		47	5372073	2031 46 8	VBS		51					
5824893	2029 66 9	VBS		47	5372080	2031 46 9	VBS		51	5178811	2043 07 6	VBS		50
5035831	2029 67 2	VBS		47	5372097	2031 47 0	VBS		51	5178873	2043 09 2	VBS		50
5035893	2029 67 5	VBS		47	5372103	2031 47 1	VBS		51	5178934	2043 11 4	VBS		50
5035954	2029 67 7	VBS		47						5178996	2043 13 0	VBS		50
5036012	2029 67 9	VBS		47	5477556	2032 00 7	VBS		51	5179054	2043 16 5	VBS		50
5036074	2029 68 2	VBS		47	5477617	2032 01 1	VBS		51	5179115	2043 21 1	VBS		50
5036135	2029 68 5	VBS		47	5477730	2032 01 5	VBS		51	5179177	2043 29 7	VBS		50
5036197	2029 68 8	VBS		47	5477792	2032 01 9	VBS		51	5179238	2043 35 1	VBS		50
5036258	2029 69 0	VBS		47	5477853	2032 02 3	VBS		51	5179290	2043 42 4	VBS		50
5036319	2029 69 3	VBS		47	5477914	2032 03 1	VBS		51	5179351	2043 48 3	VBS		50
5036371	2029 69 6	VBS		47	5169031	2032 11 2	VBS		51					
5167594	2029 70 7	VBS		52	5169093	2032 13 9	VBS		51	5180074	2044 09 9	VBS		79
5167655	2029 71 5	VBS		52	5169154	2032 16 3	VBS		51	5180135	2044 11 0	VBS		79
5167716	2029 72 3	VBS		52	5169215	2032 20 1	VBS		51	5180197	2044 13 7	VBS		79
5167778	2029 73 1	VBS		52	5481454	2032 37 8	VBS		51	5180258	2044 16 1	VBS		79
5167839	2029 75 8	VBS		52	5481515	2032 38 0	VBS		51	5180319	2044 21 8	VBS		79
5167891	2029 76 6	VBS		52	5481577	2032 38 2	VBS		51	5180371	2044 29 3	VBS		79
5167952	2029 77 4	VBS		52	5481638	2032 38 4	VBS		51	5180432	2044 36 6	VBS		79
5445395	2029 90 1	VBS		51	5481690	2032 38 6	VBS		51	5180494	2044 42 0	VBS		79
5445456	2029 92 8	VBS		51	5481812	2032 38 8	VBS		51	5180555	2044 47 1	VBS		79
5445517	2029 93 6	VBS		51	5169819	2032 50 3	VBS		51					
5445579	2029 94 4	VBS		51	5169871	2032 51 1	VBS		51	5925743	2046 00 2	VBS	price/100	78
5445630	2029 95 2	VBS		51	5169932	2032 53 8	VBS		51	5925774	2046 00 3	VBS		78
					5169994	2032 54 6	VBS		51	5925781	2046 00 4	VBS		78
5374299	2030 00 4	VBS		51	5170051	2032 55 4	VBS		51	5925804	2046 00 5	VBS		78
5374350	2030 00 8	VBS		51	5170112	2032 56 2	VBS		51	5925835	2046 00 6	VBS		78
5375678	2030 01 2	VBS		51						5925842	2046 00 7	VBS		78
5375913	2030 01 6	VBS		51	5409274	2033 00 3	VBS		50	5925859	2046 00 8	VBS		78
5376156	2030 02 0	VBS		51	5424031	2033 00 7	VBS		50	5925866	2046 01 2	VBS	/100 pc.	78
5376514	2030 02 4	VBS		51	5426554	2033 01 1	VBS		50	5925897	2046 01 3	VBS		78
5376576	2030 02 8	VBS		51	5426615	2033 01 6	VBS		50	5925903	2046 01 4	VBS		78
5377290	2030 03 2	VBS		51	5431299	2033 02 1	VBS		50	5925910	2046 01 5	VBS		78
5168195	2030 07 1	VBS		51	5434177	2033 02 6	VBS		50	5925927	2046 01 6	VBS		78
5168256	2030 09 8	VBS		51	5452478	2033 03 2	VBS		50	5925965	2046 01 7	VBS		78
5168317	2030 10 1	VBS		51	5464778	2033 03 8	VBS		50	5925972	2046 01 8	VBS		78
5168379	2030 13 6	VBS		51	5170235	2033 07 0	VBS		50	5925989	2046 02 2	VBS		79
5168430	2030 16 0	VBS		51	5170297	2033 09 7	VBS		50	5926016	2046 02 3	VBS		79
5168492	2030 21 7	VBS		51	5170358	2033 11 9	VBS		50	5926023	2046 02 4	VBS		79
5168553	2030 29 2	VBS		51	5170419	2033 13 5	VBS		50	5926030	2046 02 5	VBS		79
5168614	2030 36 5	VBS		51	5170471	2033 15 1	VBS		50	5926047	2046 02 6	VBS		79
5168676	2030 41 1	VBS		51	5170532	2033 21 6	VBS		50	5926078	2046 02 7	VBS		79
5168737	2030 48 9	VBS		51	5170594	2033 29 1	VBS		50	5926085	2046 02 8	VBS		79
5377412	2030 61 6	VBS		50	5170655	2033 36 4	VBS		50					
5383352	2030 61 9	VBS		50	5170716	2033 42 9	VBS		50	5926092	2046 03 2	VBS	price/100	78
5384076	2030 62 4	VBS		50	5170778	2033 48 8	VBS		50	5926108	2046 03 3	VBS		78
5389118	2030 62 6	VBS		50						5926139	2046 03 4	VBS		78
5389170	2030 62 8	VBS		50	5464952	2035 31 6	VBS		48	5926146	2046 03 5	VBS		78
5394518	2030 63 2	VBS		50	5465072	2035 32 4	VBS		48	5926153	2046 03 6	VBS		78
5401711	2030 63 4	VBS		50	5465256	2035 33 2	VBS		48	5926160	2046 03 7	VBS		78
5402497	2030 63 7	VBS		50	5465317	2035 34 0	VBS		48	5926177	2046 03 8	VBS		78
5402558	2030 64 0	VBS		50	5467410	2035 35 9	VBS		48					
5402619	2030 64 3	VBS		50	5467472	2035 36 7	VBS		48	5926184	2046 04 2	VBS	/100 pc.	78
5402671</														

GTIN	Art. no.	PE	Price	Page	GTIN	Art. no.	PE	Price	Page	GTIN	Art. no.	PE	Price	Page
5926269	2046 05 3	VBS	/100 pc.	78	5781776	2046 58 2	VBS	/100 pc.	77	5924715	2046 84 7	VBS	/100 pc.	77
5926276	2046 05 4	VBS		78	5781783	2046 58 3	VBS		77	5924722	2046 84 8	VBS		77
5926283	2046 05 5	VBS		78	5781790	2046 58 4	VBS		77	5924739	2046 84 9	VBS		77
5926290	2046 05 6	VBS		78	5781806	2046 58 5	VBS		77	5924746	2046 85 0	VBS		77
5926306	2046 05 7	VBS		78	5781844	2046 58 6	VBS		77	5924753	2046 85 1	VBS		77
5926313	2046 05 8	VBS		78	5781851	2046 58 7	VBS		77	5924760	2046 85 2	VBS		77
					5781868	2046 58 8	VBS		77	5924777	2046 85 3	VBS		77
								price/100		5924784	2046 85 4	VBS		77
5181811	2046 07 5	VBS		56	5782148	2046 59 3	VBS		78	5924791	2046 85 5	VBS		77
5181873	2046 09 1	VBS		56	5782155	2046 59 4	VBS		78	5924807	2046 85 6	VBS		77
5181934	2046 11 3	VBS		56	5782162	2046 59 5	VBS		78	5924814	2046 85 7	VBS		77
5181996	2046 12 1	VBS		56	5782209	2046 59 6	VBS		78	5924821	2046 85 8	VBS		77
5182054	2046 16 4	VBS		56	5782216	2046 59 7	VBS		78	5924838	2046 85 9	VBS		77
5182115	2046 21 0	VBS		56	5782223	2046 59 8	VBS		78	5924845	2046 86 0	VBS		77
5182177	2046 29 6	VBS		56	5782261	2046 59 9	VBS		78				price/100	
5182238	2046 36 9	VBS		56						5924852	2046 86 1	VBS		77
5182290	2046 42 3	VBS		56	5782278	2046 60 4	VBS		78	5924869	2046 86 2	VBS		77
5182351	2046 48 2	VBS		56	5782285	2046 60 5	VBS		78	5924876	2046 86 3	VBS		77
					5782315	2046 60 6	VBS		78	5924883	2046 86 4	VBS		77
6039692	2046 48 8	VBS		78	5782322	2046 61 0	VBS		78	5924890	2046 86 5	VBS		77
6039708	2046 49 0	VBS		78	5782339	2046 61 4	VBS		78	5924906	2046 86 6	VBS		77
6039715	2046 49 2	VBS		78	5782346	2046 61 5	VBS		78	5924913	2046 86 7	VBS		77
6039784	2046 49 4	VBS		78	5782377	2046 61 6	VBS		78				price/100	
6039838	2046 49 6	VBS		78	5782384	2046 62 0	VBS		78	5924920	2046 86 8	VBS		77
			price/100		5782391	2046 62 1	VBS		78	5924937	2046 86 9	VBS		77
5781028	2046 50 0	VBS		77	5782407	2046 62 2	VBS		78	5924944	2046 87 0	VBS		77
5781066	2046 50 1	VBS		77	5782445	2046 62 3	VBS		78	5924951	2046 87 1	VBS		77
5781073	2046 50 2	VBS		77	5782452	2046 62 4	VBS		78	5924968	2046 87 2	VBS		77
5781080	2046 50 3	VBS		77	5782469	2046 62 5	VBS		78	5924975	2046 87 3	VBS		77
5781127	2046 50 5	VBS		77	5782490	2046 62 6	VBS		78	5924982	2046 87 4	VBS		77
5781134	2046 50 6	VBS		77				price/100		5924999	2046 87 5	VBS		77
5781141	2046 50 7	VBS		77	5923640	2046 72 0	VBS		78	5925002	2046 87 6	VBS		77
					5923657	2046 72 1	VBS		78	5925019	2046 87 7	VBS		77
5781189	2046 51 1	VBS	/100 pc.	77	5923664	2046 72 2	VBS		78	5925026	2046 87 8	VBS		77
5781196	2046 51 3	VBS		77	5923671	2046 72 3	VBS		78	5925033	2046 87 9	VBS		77
5781202	2046 51 4	VBS		77	5923688	2046 72 4	VBS		78	5925040	2046 88 0	VBS		77
5781233	2046 51 5	VBS		77	5923695	2046 72 5	VBS		78	5925057	2046 88 1	VBS		77
5781240	2046 51 6	VBS		77	5923701	2046 72 6	VBS		78					
5781257	2046 51 7	VBS		77						5957799	2047 58 8	VBS		79
5781264	2046 51 8	VBS		77	5923718	2046 73 0	VBS		78	5957805	2047 58 9	VBS		79
5781295	2046 52 2	VBS		77	5923725	2046 73 1	VBS		78	5957812	2047 59 0	VBS		79
5781301	2046 52 3	VBS		77	5923732	2046 73 2	VBS		78	5957829	2047 59 1	VBS		79
5781318	2046 52 4	VBS		77	5923749	2046 73 3	VBS		78	5957836	2047 59 2	VBS		79
5781325	2046 52 5	VBS		77	5923756	2046 73 4	VBS		78	5957843	2047 59 3	VBS		79
5781363	2046 52 6	VBS		77	5923763	2046 73 5	VBS		78	5957737	2047 60 4	VBS		79
5781370	2046 52 7	VBS		77	5923770	2046 73 6	VBS		78	5957744	2047 60 5	VBS		79
5781387	2046 52 8	VBS		77	5923787	2046 74 0	VBS		78	5957751	2047 60 6	VBS		79
			price/100		5923794	2046 74 1	VBS		78	5957768	2047 60 7	VBS		79
5781424	2046 53 3	VBS		77	5923800	2046 74 2	VBS		78	5957775	2047 60 8	VBS		79
5781431	2046 53 4	VBS		77	5923824	2046 74 3	VBS		78	5957782	2047 60 9	VBS		79
5781448	2046 53 5	VBS		77	5923855	2046 74 4	VBS		78	5957911	2047 62 3	VBS		79
5781486	2046 53 6	VBS		77	5923862	2046 74 5	VBS		78	5957928	2047 62 4	VBS		79
5781493	2046 53 7	VBS		77	5923879	2046 74 6	VBS		78	5957935	2047 62 5	VBS		79
5781509	2046 53 8	VBS		77						5957942	2047 62 6	VBS		79
5781547	2046 54 0	VBS		77	5923886	2046 75 0	VBS		78	5957959	2047 62 7	VBS		79
					5923923	2046 75 1	VBS		78	5957966	2047 62 8	VBS		79
5781554	2046 54 5	VBS	/100 pc.	77	5923947	2046 75 2	VBS		78	5957850	2047 63 8	VBS		79
5781561	2046 54 6	VBS		77	5923978	2046 75 3	VBS		78	5957867	2047 63 9	VBS		79
5781592	2046 54 8	VBS		77	5923985	2046 75 4	VBS		78	5957874	2047 64 0	VBS		79
5781608	2046 54 9	VBS		77	5923992	2046 75 5	VBS		78	5957881	2047 64 1	VBS		79
5781615	2046 55 0	VBS		77	5924036	2046 75 6	VBS		78	5957898	2047 64 2	VBS		79
5781622	2046 55 1	VBS		77						5957904	2047 64 3	VBS		79
5781905	2046 55 2	VBS		77	5924050	2046 76 0	VBS		78	5490753	2047 81 0	VBS		79
5781912	2046 55 3	VBS		77	5924104	2046 76 1	VBS		78	5490692	2047 82 9	VBS		79
5781929	2046 55 4	VBS		77	5924111	2046 76 2	VBS		78	5490630	2047 83 7	VBS		79
5781967	2046 55 6	VBS		77	5924173	2046 76 3	VBS		78	5487692	2047 85 3	VBS		79
5781974	2046 55 7	VBS		77	5924180	2046 76 4	VBS		78	5037699	2047 86 1	VBS		79
5781981	2046 55 8	VBS		77	5924197	2046 76 5	VBS		78	5037637	2047 88 8	VBS		79
5782018	2046 55 9	VBS		77	5924203	2046 76 6	VBS		78	5037576	2047 89 6	VBS		79
5782025	2046 56 0	VBS		77	5924210	2046 77 0	VBS		78	5468851	2047 93 4	VBS		79
					5924258	2046 77 1	VBS		78	5468912	2047 94 2	VBS		79
5782032	2046 56 5	VBS	price/100	77	5924272	2046 77 2	VBS		78	5468974	2047 95 0	VBS		79
5782049	2046 56 6	VBS		77	5924296	2046 77 3	VBS		78	5469155	2047 96 9	VBS		79
5782070	2046 56 7	VBS		77	5924302	2046 77 4	VBS		78	5469216	2047 97 7	VBS		79
5782087	2046 56 8	VBS		77	5924333	2046 77 5	VBS		78	5469278	2047 98 5	VBS		79
5782094	2046 56 9	VBS		77	5924340	2046 77 6	VBS		78	5469339	2047 99 3	VBS		79
5782100	2046 57 0	VBS		77										
5782131	2046 57 1	VBS		77	5924647	20								

Numeric directory

Structure of the GTIN: Country code **40**

Manufacturer code **1219**

Individual GTIN **5647589**

GTIN	Art. no.	PE	Price	Page	GTIN	Art. no.	PE	Price	Page	GTIN	Art. no.	PE	Price	Page
			/100 pc.					/100 pc.					/100 pc.	
5182832	2048 36 1	VBS		49	5879312	2056 23 2	VBS		41	5448815	2085 69 0	VBS		55
5182894	2048 42 6	VBS		49	5702498	2056 37 2	VBS		41	5448877	2085 70 4	VBS		55
5182955	2048 48 5	VBS		49	5879374	2056 38 0	VBS		41	5840794	2085 73 9	VBS		55
5446477	2048 75 2	VBS		49	5702436	2056 55 0	VBS		41	5840855	2085 74 7	VBS		55
5446538	2048 76 0	VBS		49	5879435	2056 56 9	VBS		41	5840916	2085 75 5	VBS		55
5446590	2048 77 9	VBS		49	5879497	2056 57 7	VBS		41	5840978	2085 76 3	VBS		55
5446651	2048 78 7	VBS		49	5879558	2056 58 5	VBS		41	5841036	2085 77 1	VBS		55
5446712	2048 79 5	VBS		49	5300069	2056 59 0	VBS		41	5841098	2085 79 8	VBS		55
5088752	2048 80 9	VBS		49	5300106	2056 59 3	VBS		41	5841210	2085 83 6	VBS		55
5088875	2048 81 7	VBS		49						5808992	2086 01 8	VBS		55
5088936	2048 82 5	VBS		49						5809234	2086 02 4	VBS		55
5874157	2048 90 6	VBS		49	5478218	2079 80 1	VBS		55	5809418	2086 03 0	VBS		55
5874218	2048 91 4	VBS		49	5478935	2079 82 8	VBS		55	5809593	2086 03 6	VBS		55
5944539	2048 92 2	VBS		49	5478997	2079 83 6	VBS		55	5809777	2086 04 2	VBS		55
5944591	2048 93 0	VBS		49	5479055	2079 84 4	VBS		55	5809890	2086 04 8	VBS		55
5944652	2048 94 9	VBS		49	5479178	2079 85 2	VBS		55	5810070	2086 05 4	VBS		55
5088998	2048 95 7	VBS		49	5479239	2079 86 0	VBS		55	5810131	2086 06 0	VBS		55
5089056	2048 96 5	VBS		49	5479291	2079 87 9	VBS		55	5810254	2086 11 1	VBS		55
5089117	2048 97 3	VBS		49	5479352	2079 88 7	VBS		55	5810377	2086 11 7	VBS		55
										5810438	2086 12 3	VBS		55
5089179	2049 06 6	VBS		49	5185055	2080 07 9	VBS		55	5810735	2086 12 9	VBS		55
5095354	2049 07 4	VBS		49	5185116	2080 09 5	VBS		55	5810858	2086 13 5	VBS		55
5095415	2049 08 2	VBS		49	5185178	2080 11 7	VBS		55	5810971	2086 14 1	VBS		55
5095538	2049 09 0	VBS		49	5185239	2080 13 3	VBS		55	5811152	2086 14 7	VBS		55
5095651	2049 10 4	VBS		49	5185291	2080 16 8	VBS		55	5811213	2086 15 3	VBS		55
5095712	2049 11 2	VBS		49	5185352	2080 21 4	VBS		55	5858256	2086 15 6	VBS		55
5096313	2049 12 0	VBS		49	5185413	2080 28 1	VBS		55	5858263	2086 15 9	VBS		55
5127758	2049 13 9	VBS		49	5185475	2080 36 2	VBS		55	5655435	2086 16 5	VBS		55
5128656	2049 50 3	VBS		50	5185536	2080 42 7	VBS		55	5655480	2086 16 9	VBS		55
5139331	2049 51 1	VBS		50	5185598	2080 48 6	VBS		55	5655497	2086 17 3	VBS		55
5153313	2049 53 8	VBS		50	5185833	2080 56 7	VBS		55	5655503	2086 17 7	VBS		55
5155478	2049 54 6	VBS		50						5655534	2086 18 1	VBS		55
5161592	2049 55 4	VBS		50	5186977	2082 07 1	VBS		56	5655541	2086 18 5	VBS		55
5228615	2049 56 2	VBS		50	5187035	2082 09 8	VBS		56	5655558	2086 18 9	VBS		55
5232810	2049 57 0	VBS		50	5187097	2082 10 1	VBS		56	5655565	2086 20 3	VBS		55
5315018	2049 58 9	VBS		50	5187158	2082 13 6	VBS		56	5655572	2086 20 7	VBS		55
					5187219	2082 16 0	VBS		56	5655589	2086 21 1	VBS		55
5622819	2050 00 5	VBS		46	5187271	2082 21 7	VBS		56	5655596	2086 21 5	VBS		55
5907633	2050 01 3	VBS		46	5187332	2082 29 2	VBS		56	5655602	2086 21 9	VBS		55
5907572	2050 02 1	VBS		46	5187394	2082 36 5	VBS		56	5655619	2086 22 3	VBS		55
5830290	2050 04 8	VBS		46	5187455	2082 41 1	VBS		56	5655626	2086 22 7	VBS		55
5622093	2050 05 6	VBS		46	5187516	2082 48 9	VBS		56	5655657	2086 23 1	VBS		55
5620952	2050 06 4	VBS		46	5187578	2082 50 0	VBS		55					
5618973	2050 07 2	VBS		46	5582670	2082 51 9	VBS		55	5372158	2088 28 0	VBS		56
5615071	2050 08 0	VBS		46	5187639	2082 52 7	VBS		55	5372165	2088 28 1	VBS		56
5612490	2050 09 9	VBS		46	5187691	2082 54 3	VBS		55	5372172	2088 28 2	VBS		56
5606017	2050 10 2	VBS		46	5187752	2082 57 8	VBS		55	5372189	2088 28 3	VBS		56
5829997	2050 14 5	VBS		46	5187813	2082 59 4	VBS		55	5372196	2088 28 4	VBS		56
5601210	2050 15 3	VBS		46	5187875	2082 61 6	VBS		55	5372202	2088 28 5	VBS		56
5600855	2050 16 1	VBS		46						5372219	2088 28 6	VBS		56
5212232	2050 18 8	VBS		46	5188292	2083 09 4	VBS		56	5390916	2088 28 9	VBS		57
5208631	2050 19 6	VBS		46	5188353	2083 11 6	VBS		56	5372233	2088 29 1	VBS		57
5596295	2050 30 7	VBS		46	5188414	2083 13 2	VBS		56	5372240	2088 29 2	VBS		57
5594857	2050 31 5	VBS		46	5188476	2083 16 7	VBS		56	5372257	2088 29 3	VBS		57
5594734	2050 32 3	VBS		46	5188537	2083 21 3	VBS		56	5372264	2088 29 4	VBS		57
5594673	2050 33 1	VBS		46	5188599	2083 29 9	VBS		56	5372271	2088 29 5	VBS		57
5594611	2050 35 8	VBS		46	5481331	2083 61 2	VBS		55	5372288	2088 29 6	VBS		57
5315131	2050 36 6	VBS		46	5481393	2083 62 0	VBS		55	5372295	2088 29 7	VBS		57
5316695	2050 37 4	VBS		46	5481874	2083 63 9	VBS		55	5372301	2088 29 8	VBS		57
5373391	2050 38 2	VBS		46	5481997	2083 64 7	VBS		55	5372318	2088 29 9	VBS		57
					5482055	2083 65 5	VBS		55	5372325	2088 30 1	VBS		57
					5482116	2083 66 3	VBS		55	5372332	2088 30 2	VBS		57
5183198	2054 00 0	VBS		41	5482178	2083 67 1	VBS		55	5372349	2088 30 3	VBS		57
5183259	2054 01 9	VBS		41	5482239	2083 69 8	VBS		55	5372356	2088 30 4	VBS		57
5183310	2054 08 6	VBS		41	5517696	2083 71 2	VBS		55	5372363	2088 30 5	VBS		57
5183372	2054 09 4	VBS		41	5517757	2083 71 6	VBS		55	5372400	2088 30 6	VBS		57
6334629	2054 45 0	VBS		42	5517818	2083 72 0	VBS		55	5372417	2088 30 7	VBS		57
6334650	2054 45 4	VBS		42	5517870	2083 72 4	VBS		55	5390923	2088 31 0	VBS		57
6334667	2054 45 8	VBS		42	5517931	2083 72 8	VBS		55	5390930	2088 31 2	VBS		57
5879916	2054 48 5	VBS		42	5517993	2083 73 2	VBS		55	5390947	2088 31 4	VBS		57
5825319	2054 50 7	VBS		42	5518051	2083 73 6	VBS		55	5390954	2088 31 6	VBS		57
5477976	2054 52 3	VBS		42						5390961	2088 31 8	VBS		57
5849346	2054 75 0	VBS		42	5188834	2084 11 2	VBS		56	5391005	2088 32 0	VBS		57
5849353	2054 75 5	VBS		42	5188896	2084 13 9	VBS		56	5391012	2088 32 2	VBS		57
					5188957	2084 16 3	VBS		56	5391029	2088 32 4	VBS		57
					51890									

GTIN	Art. no.	PE	Price	Page
			/100 pc.	
5469995	2088 44 4	VBS		51
5470052	2088 45 2	VBS		51
5470533	2088 46 0	VBS		51
5470595	2088 47 9	VBS		51
5470953	2088 70 3	VBS		52
5471011	2088 71 1	VBS		52
5471257	2088 73 8	VBS		52
5471318	2088 74 6	VBS		52
5471370	2088 75 4	VBS		52
5471554	2088 76 2	VBS		52
5471615	2088 77 0	VBS		52
5471677	2088 78 9	VBS		52
5192190	2088 81 9	VBS		52
5192251	2088 82 7	VBS		52
5192312	2088 83 5	VBS		52
5192374	2088 84 3	VBS		52
5192435	2088 85 1	VBS		52
5192497	2088 87 8	VBS		52
5192558	2088 88 6	VBS		52
5192619	2088 89 4	VBS		52
5192732	2089 02 5	VBS		57
5192794	2089 04 1	VBS		57
5192855	2089 07 6	VBS		57
5192916	2089 09 2	VBS		57
5192978	2089 11 4	VBS		57
5193036	2089 13 0	VBS		57
5193098	2089 15 7	VBS		57
5193159	2089 17 3	VBS		57
5193210	2089 20 3	VBS		57
5193272	2089 23 8	VBS		57
5193333	2089 25 4	VBS		57
5193395	2089 27 0	VBS		57
5193456	2089 29 7	VBS		57
5193517	2089 31 9	VBS		57
5193579	2089 33 5	VBS		57
5193630	2089 35 1	VBS		57
5193753	2089 40 8	VBS		57
5193814	2089 42 4	VBS		57
5193876	2089 44 0	VBS		57
5475392	2089 50 5	VBS		57
5475453	2089 51 3	VBS		57
5475514	2089 52 1	VBS		57
5475576	2089 54 8	VBS		57
5475637	2089 55 6	VBS		57
5475699	2089 56 4	VBS		57
5475750	2089 57 2	VBS		57
5475811	2089 58 0	VBS		57
5475873	2089 59 9	VBS		57
5476412	2089 60 2	VBS		57
5476474	2089 61 0	VBS		57
5476535	2089 62 9	VBS		57
5476597	2089 63 7	VBS		57
5193937	2090 07 4	VBS		56
5193999	2090 09 0	VBS		56
5194057	2090 11 2	VBS		56
5194118	2090 13 9	VBS		56
5194170	2090 16 3	VBS		56
5194231	2090 20 1	VBS		56
5194293	2090 29 5	VBS		56
5194354	2090 36 8	VBS		56
5194415	2090 42 2	VBS		56
5194477	2090 48 1	VBS		56
5471738	2090 51 1	VBS		56
5471790	2090 53 8	VBS		56
5472810	2090 54 6	VBS		56
5472933	2090 55 4	VBS		56
5472995	2090 56 2	VBS		56
5473411	2090 57 0	VBS		56
5474012	2090 58 9	VBS		56
5474074	2090 59 7	VBS		56
5194538	2091 07 0	VBS		56
5194590	2091 09 7	VBS		56
5194651	2091 11 9	VBS		56
5194712	2091 13 5	VBS		56
5194774	2091 15 1	VBS		56
5194835	2091 21 6	VBS		56
5194897	2091 29 1	VBS		56
5194958	2091 36 4	VBS		56
5195016	2091 42 9	VBS		56
5195078	2091 48 8	VBS		56
5474135	2091 60 7	VBS		56
5931690	2091 61 5	VBS		56

GTIN	Art. no.	PE	Price	Page
			/100 pc.	
5931751	2091 62 3	VBS		56
5931812	2091 63 1	VBS		56
5931874	2091 65 8	VBS		56
5474197	2091 66 6	VBS		56
5474791	2091 67 4	VBS		56
5474852	2091 68 2	VBS		56
5897712	2091 68 5	VBS		56
5903710	2091 70 5	VBS		56
5903727	2091 70 9	VBS		56
5903758	2091 71 3	VBS		56
5903765	2091 71 7	VBS		56
5903772	2091 72 1	VBS		56
5903789	2091 72 5	VBS		56
5903819	2091 72 9	VBS		56
5903826	2091 73 3	VBS		56
5195252	2101 01 7	VBS		63
5195313	2101 03 3	VBS		63
5195375	2101 06 8	VBS		63
5195436	2105 01 2	VBS		63
5195498	2105 03 9	VBS		63
5195559	2105 05 5	VBS		63
5195610	2107 01 5	VBS		63
5195672	2107 03 1	VBS		63
5195795	2109 01 8	VBS		63
5196211	2115 01 8	VBS		63
5196570	2124 14 9	VBS		63
5196631	2124 17 3	VBS		63
5196693	2124 25 4	VBS		63
5196754	2124 34 3	VBS		63
5196815	2124 45 9	VBS		63
5196877	2124 49 1	VBS		63
5196990	2130 11 4	VBS		64
5197058	2130 12 2	VBS		64
5197119	2130 15 7	VBS		64
5197171	2130 18 1	VBS		64
5197232	2130 21 1	VBS		64
5197294	2130 25 4	VBS		64
5197355	2130 28 9	VBS		64
5197416	2130 35 1	VBS		64
5197478	2130 40 8	VBS		64
5197539	2130 43 2	VBS		64
5197591	2130 47 5	VBS		64
5197652	2130 54 8	VBS		64
5198970	2140 06 3	VBS		64
5199038	2140 07 1	VBS		64
5199090	2140 10 1	VBS		64
5199151	2140 12 8	VBS		64
5199212	2140 15 2	VBS		64
5199274	2140 18 7	VBS		64
5199335	2140 23 3	VBS		64
5199397	2140 28 4	VBS		64
5199458	2140 35 7	VBS		64
5199519	2140 41 1	VBS		64
5199694	2140 60 8	VBS		64
5199878	2140 65 9	VBS		64
5199939	2140 68 3	VBS		64
5199991	2140 72 1	VBS		64
5595359	2146 05 3	VBS		61
5595410	2146 06 1	VBS		61
5595472	2146 09 6	VBS		61
5595533	2146 11 8	VBS		61
5595656	2146 13 4	VBS		61
5655367	2146 16 4	VBS		203
5595717	2146 20 7	VBS		61
5595779	2146 21 5	VBS		61
5595830	2146 25 8	VBS		61
5204275	2146 29 0	VBS		61
5595892	2146 32 0	VBS		61
5204398	2146 36 3	VBS		61
5595953	2146 44 4	VBS		61
5204510	2146 48 7	VBS		61
5016069	2146 50 9	VBS		61
5844518	2148 02 1	VBS		62
5844570	2148 04 8	VBS		62

GTIN	Art. no.	PE	Price	Page
			/100 pc.	
5844631	2148 05 6	VBS		62
5863779	2148 50 1	VBS		62
5863830	2148 52 8	VBS		62
5863892	2148 53 6	VBS		62
5947899	2148 80 3	VBS		62
5877691	2148 84 6	VBS		62
5640035	2148 86 2	VBS		62
5583219	2149 00 4	VBS		61
5583936	2149 01 0	VBS		61
5583998	2149 01 6	VBS		61
5584056	2149 02 2	VBS		61
5584292	2149 02 8	VBS		61
5588191	2149 03 4	VBS		61
5588252	2149 04 0	VBS		61
5584353	2149 30 3	VBS		61
5585251	2149 30 9	VBS		61
5585312	2149 31 5	VBS		61
5585435	2149 32 1	VBS		61
5585497	2149 32 7	VBS		61
5585558	2149 33 3	VBS		61
5585619	2149 33 9	VBS		61
5585671	2149 35 1	VBS		61
5586036	2149 35 7	VBS		61
5586159	2149 36 3	VBS		61
5586395	2149 36 9	VBS		61
5586456	2149 37 5	VBS		61
5616276	2149 55 9	VBS		61
5616337	2149 56 3	VBS		61
5616399	2149 56 7	VBS		61
5616450	2149 57 1	VBS		61
5616511	2149 57 5	VBS		61
5616993	2149 57 9	VBS		61
5617051	2149 58 3	VBS		61
5931911	2149 70 1	VBS		61
5931928	2149 71 0	VBS		61
5932710	2149 85 0	VBS		67
5933625	2149 85 4	VBS		67
5932727	2149 85 8	VBS		67
5932734	2149 86 2	VBS		67
5932741	2149 86 6	VBS		67
5932758	2149 87 0	VBS		67
5932765	2149 87 4	VBS		67
5880936	2153 10 6	VBS		61
5880998	2153 11 4	VBS		61
5881056	2153 13 0	VBS		61
5881117	2153 15 7	VBS		61
5028154	2153 57 2	VBS		80
5742395	2153 71 8	VBS		61
5741732	2153 72 6	VBS		61
5741671	2153 73 4	VBS		61
5505396	2153 78 7	VBS		61
5509950	2153 82 9	VBS		79
5469391	2153 83 1	VBS		79
5510017	2153 83 3	VBS		79
5510079	2153 83 5	VBS		79
5510130	2153 86 4	VBS		79
5469452	2153 86 6	VBS		79
5510192	2153 86 8	VBS		79
5510253	2153 87 0	VBS		79
5510314	2153 87 2	VBS		80
5469575	2153 87 4	VBS		80
5510376	2153 87 6	VBS		80
5510437	2153 87 8	VBS		80
5028093	2153 90 4	VBS		79
5027799	2153 91 2	VBS		79
5025214	2153 92 0	VBS		79
5025153	2153 93 9	VBS		79
5538578	2153 96 0	VBS		79
5538639	2153 96 3	VBS		79
5531739	2153 96 6	VBS		79
5538691	2153 96 9	VBS		79
5538752	2153 97 1	VBS		79
5538813	2153 97 3	VBS		79

Numeric directory

Structure of the GTIN: Country code **40**

Manufacturer code **1219**

Individual GTIN **5647589**

GTIN	Art. no.	PE	Price	Page	GTIN	Art. no.	PE	Price	Page	GTIN	Art. no.	PE	Price	Page
5538875	2153 97 5	VBS	/pc.	79	5599777	2214 87 3	VBS	/100 pc.	64	5218951	2228 11 4	VBS	/100 pc.	65
5538936	2153 97 7	VBS		79	5599838	2214 88 1	VBS		64	5219019	2228 12 2	VBS		65
5538998	2153 98 0	VBS		79	5213130	2215 04 7	VBS		64	5219132	2228 21 1	VBS		65
5539056	2153 98 2	VBS		79	5213192	2215 07 1	VBS		64	5219194	2228 23 8	VBS		65
5539117	2153 98 4	VBS		79	5213253	2215 10 1	VBS		64	5219255	2228 30 0	VBS		65
5539179	2153 98 6	VBS		79	5213314	2215 14 4	VBS		64	5219316	2228 31 9	VBS		65
5539230	2153 99 2	VBS		80	5213376	2215 17 9	VBS		64	5219378	2228 40 8	VBS		65
5539292	2153 99 4	VBS		80	5213437	2215 20 9	VBS		64	5219439	2228 41 6	VBS		65
5539599	2153 99 6	VBS		80	5213550	2215 30 6	VBS		64	5496397	2228 42 0	VBS		64
5539650	2153 99 8	VBS		80	5213611	2215 31 4	VBS		64	5496458	2228 42 2	VBS		64
5482895	2154 50 1	VBS		80	5213673	2215 32 2	VBS		64	5608110	2228 43 2	VBS		64
5483014	2154 52 8	VBS		80	5213734	2215 33 0	VBS		64	5608172	2228 44 0	VBS		64
5483076	2154 53 6	VBS		80	5213796	2215 34 9	VBS		64	5219552	2228 61 0	VBS		64
5483137	2154 54 4	VBS		80	5213857	2215 35 7	VBS		64	5219613	2228 62 9	VBS		64
										5496519	2228 68 6	VBS		64
										5828556	2228 68 8	VBS		64
										5219675	2228 71 8	VBS		64
			/100 pc.		5214038	2222 03 5	VBS		64	5219736	2228 72 6	VBS		64
					5214090	2222 05 1	VBS		64	5219798	2228 73 4	VBS		64
5206897	2157 12 8	VBS		64	5214151	2222 07 8	VBS		64	5608837	2228 75 0	VBS		64
5206958	2157 17 9	VBS		64	5214212	2222 08 6	VBS		64	5219859	2228 82 3	VBS		64
5207016	2157 24 1	VBS		64	5214274	2222 09 4	VBS		64	5219910	2228 83 1	VBS		64
5207078	2157 34 9	VBS		64	5214335	2222 11 6	VBS		64	5219972	2228 85 8	VBS		64
					5214397	2222 12 4	VBS		64	5220039	2228 90 4	VBS		64
					5214458	2222 14 0	VBS		64					
5207139	2158 12 4	VBS		64	5214519	2222 16 7	VBS		64	5336372	2232 14 6	VBS		65
5207191	2158 17 5	VBS		64	5214571	2222 17 5	VBS		64	5336310	2232 17 0	VBS		65
5207252	2158 24 8	VBS		64	5698357	2222 80 9	VBS		64	5336198	2232 21 9	VBS		65
5207313	2158 34 5	VBS		64	5705796	2222 83 3	VBS		64	5336136	2232 23 5	VBS		65
					5705734	2222 84 1	VBS		64	5335955	2232 31 6	VBS		65
5742999	2197 80 4	VBS		62	5707837	2222 86 8	VBS		64					
5742937	2197 81 2	VBS		62	5509837	2222 87 6	VBS		64					
5742630	2197 85 5	VBS		62						5221173	2236 02 8	VBS		74
5742579	2197 86 3	VBS		62	5214878	2225 22 0	VBS		65					
					5214939	2225 23 9	VBS		65					
					5214991	2225 34 4	VBS		65					
5036616	2204 00 0	VBS		67	5215059	2225 37 9	VBS		65	5221296	2250 07 1	VBS		63
5210672	2204 01 0	VBS		67	5215110	2225 40 9	VBS		65	5221357	2250 13 6	VBS		63
					5215172	2225 41 7	VBS		65	5221418	2250 20 9	VBS		63
5693253	2204 54 1	VBS		63	5215233	2225 42 5	VBS		65	5221470	2250 24 1	VBS		63
5210917	2204 80 0	VBS		63	5215295	2225 50 6	VBS		65	5221531	2250 30 6	VBS		63
5210979	2204 81 9	VBS		63	5215356	2225 51 4	VBS		65	5221593	2250 43 8	VBS		63
5597490	2204 85 1	VBS		63	5215417	2225 52 2	VBS		65					
5597551	2204 87 8	VBS		63	5215530	2225 61 1	VBS		65	5221654	2251 25 6	VBS		96
5211099	2204 90 8	VBS		62	5215592	2225 63 8	VBS		65					
5211150	2204 91 6	VBS		62	5215714	2225 70 0	VBS		65	5222132	2254 02 6	VBS		96
5211211	2204 92 4	VBS		62	5215776	2225 71 9	VBS		65	5222194	2254 03 4	VBS		96
5597674	2204 97 5	VBS		62	5215837	2225 72 7	VBS		65					
5597735	2204 98 3	VBS		62	5215899	2225 80 8	VBS		65	5222798	2255 01 4	VBS		96
5597797	2204 99 1	VBS		62	5215950	2225 81 6	VBS		65	5222859	2255 02 2	VBS		96
					5216070	2225 90 5	VBS		65					
5211273	2205 01 7	VBS		62	5216131	2225 91 3	VBS		65	5222972	2259 07 9	VBS		96
5211334	2205 03 3	VBS		62						5223092	2259 14 1	VBS		96
5211396	2205 04 1	VBS		62	5216254	2226 01 4	VBS		65					
5710028	2205 05 2	VBS		62	5216315	2226 02 2	VBS		65	5224297	2305 15 1	VBS		74
5710035	2205 05 3	VBS		62	5216438	2226 10 3	VBS		65	5224358	2305 23 2	VBS		74
5710042	2205 05 4	VBS		62	5216490	2226 11 1	VBS		65					
5211457	2205 09 2	VBS		63	5216674	2226 21 9	VBS		65	5224419	2307 61 8	VBS		75
					5216735	2226 22 7	VBS		65	5901853	2307 62 2	VBS		75
5044970	2205 09 7	VBS		67	5216797	2226 30 8	VBS		65	5224471	2307 63 4	VBS		75
					5216919	2226 40 5	VBS		65	5901860	2307 63 8	VBS		75
5726951	2205 39 8	VBS		62										
5726968	2205 40 0	VBS		62	5217275	2227 22 3	VBS		65	5225911	2327 10 4	VBS		65
5651635	2205 40 4	VBS		62	5217336	2227 23 1	VBS		65					
5651642	2205 40 8	VBS		62	5217398	2227 33 9	VBS		65	5454991	2330 05 9	VBS		73
5651659	2205 41 2	VBS		62	5217459	2227 34 7	VBS		65	5455059	2330 07 5	VBS		73
5651666	2205 41 6	VBS		62	5217572	2227 42 8	VBS		65	5455110	2330 09 1	VBS		73
5651703	2205 42 0	VBS		62	5217633	2227 43 6	VBS		65	5455417	2330 22 9	VBS		73
5651710	2205 42 3	VBS		62	5217756	2227 51 7	VBS		65	5455479	2330 24 5	VBS		73
					5217817	2227 52 5	VBS		65	5455592	2330 29 6	VBS		73
5863953	2207 02 8	VBS		67	5217930	2227 61 4	VBS		65	5455653	2330 32 6	VBS		73
5798798	2207 03 6	VBS		67	5217992	2227 62 2	VBS		65	5455714	2330 34 2	VBS		73
5022497	2207 06 0	VBS		67	5218050	2227 63 0	VBS		65					
5809395	2207 08 0	VBS		67	5218173	2227 71 1	VBS		65	5226994	2332 02 7	VBS		73
5809401	2207 08 8	VBS		67	5218234	2227 73 8	VBS		65	5227052	2332 05 1	VBS		73
5809449	2207 11 2	VBS		67	5218296	2227 74 6	VBS		65	5227113	2332 09 4	VBS		73
5809456	2207 13 2	VBS		67	5218357	2227 80 0	VBS		65	5227175	2332 10 8	VBS		73
5809463	2207 14 0	VBS		67	5607694	2227 76 2	VBS		65	5227236	2332 17 5	VBS		73
5809470	2207 16 4	VBS		67	5607878	2227 79 7	VBS		65	5227298	2332 18 3	VBS		73
					5218418	2227 81 9	VBS		65	5227359	2332 21 3			

Numeric directory

GTIN	Art. no.	PE	Price	Page	GTIN	Art. no.	PE	Price	Page	GTIN	Art. no.	PE	Price	Page
5227533	2332 38 8	VBS	/100 pc.	73	5241690	3031 01 2	VBS	/pc.	111	5940449	3156 02 5	VBS	/100 pc.	116
5227595	2332 50 7	VBS		73	5851417	3031 50 0	VBS		111	5940487	3156 02 6	VBS		116
5227656	2332 55 8	VBS		73						5940494	3156 02 7	VBS		116
5227717	2332 57 4	VBS		73						5940500	3156 02 8	VBS		116
5819851	2332 62 0	VBS		73	5242710	3041 20 4	TBS		177	5891994	3156 02 9	VBS		99
5819912	2332 65 5	VBS		73	5242772	3041 21 2	TBS		177	5940548	3156 03 1	VBS		99
5819974	2332 66 3	VBS		73	5242833	3041 25 5	TBS		177	5940555	3156 03 2	VBS		99
5820031	2332 69 8	VBS		73	5617235	3041 40 9	TBS		177	5940562	3156 03 3	VBS		99
5820093	2332 70 1	VBS		73	5242956	3041 95 6	TBS		177	5940609	3156 03 4	VBS		99
5820154	2332 72 8	VBS		73						5940616	3156 03 5	VBS		99
5820215	2332 75 2	VBS		73	5243137	3042 20 0	TBS		177	5940623	3156 03 6	VBS		99
5896869	2332 76 0	VBS		73	5243199	3042 25 1	TBS		177	5940661	3156 03 7	VBS		99
5896876	2332 76 4	VBS		73	5617297	3042 30 8	TBS		177	5849490	3156 04 0	VBS		99
5896883	2332 76 8	VBS		73						5849513	3156 04 2	VBS		99
5896890	2332 77 2	VBS		73	5243311	3043 20 7	TBS		177	5849582	3156 04 4	VBS		99
5896906	2332 77 6	VBS		73	5243373	3043 25 8	TBS		177	5849643	3156 12 0	VBS		116
5896913	2332 78 0	VBS		73	5717492	3043 31 2	TBS		177	5849711	3156 12 2	VBS		99
5896920	2332 78 4	VBS		73	5243557	3043 40 1	TBS		177	5849728	3156 12 6	VBS		99
					5243618	3043 45 2	TBS		177	5255437	3156 14 1	VBS		116
					5111160	3043 60 2	TBS		178	5255499	3156 20 6	VBS		116
5228011	2340 03 8	VBS		52	5617419	3043 60 6	TBS		178	5255550	3156 25 7	VBS		116
					5087076	3043 61 0	TBS		178	5255611	3156 30 3	VBS		116
					5087137	3043 61 4	TBS		178	5255673	3156 35 4	VBS		116
5228073	2341 01 8	VBS	/pc.	74	5111641	3043 61 8	TBS		178	5255734	3156 40 0	VBS		116
5228196	2341 10 7	VBS		74	5421627	3043 62 8	TBS		178					
					5243793	3043 70 3	TBS		177	5255857	3156 49 4	KTS		223
					5243854	3043 75 4	TBS		177	5255970	3156 51 6	KTS		223
					5642312	3043 90 8	TBS		177	5256038	3156 52 4	KTS		223
					5453796	3043 91 6	TBS		177					
5828198	2347 22 9	VBS	/100 pc.	112						5256212	3158 20 9	VBS		116
5828259	2347 26 1	VBS		112	5642978	3044 83 1	TBS		177	5256274	3158 24 1	VBS		116
5448099	2347 40 7	VBS		112	5643036	3044 90 4	TBS		177	5256335	3158 30 6	VBS		116
5625650	2347 52 3	VBS		112	5453970	3044 91 2	TBS		177	5256458	3158 40 3	VBS		116
5228738	2347 53 9	VBS		112						5256519	3158 50 0	VBS		116
5084969	2347 54 7	VBS		112										
5084990	2347 55 5	VBS		112										
5625667	2347 57 0	VBS		112										
					5631699	3049 20 5	TBS	/100 pc.	181	5256571	3158 62 4	KTS		223
					5631637	3049 22 1	TBS		181	5256632	3158 63 2	KTS		223
5228851	2349 04 3	VBS		112	5631576	3049 25 6	TBS		181	5256694	3158 64 0	KTS		223
5228912	2349 05 1	VBS		112	5631514	3049 30 2	TBS		181					
5228974	2349 07 8	VBS		112	5631453	3049 32 9	TBS		181					
5229032	2349 08 6	VBS		112	5631392	3049 34 5	TBS		181					
5229155	2349 10 8	VBS		112						5256816	3160 20 3	VBS		99
5229216	2349 12 4	VBS		112						5256939	3160 30 0	VBS		99
										5257059	3160 40 8	VBS		99
										5257110	3160 50 5	VBS		99
5874454	2350 80 7	VBS		112	5244219	3051 01 3	TBS	/pc.	198	5257172	3160 60 2	VBS		99
					5244813	3059 00 6	TBS		198					
5229452	2351 02 1	VBS		112						5257233	3160 73 4	KTS		223
5669197	2351 05 6	VBS		63						5257295	3160 74 2	KTS		223
5229513	2351 06 4	VBS		63						5257356	3160 75 0	KTS		223
5229575	2351 09 9	VBS		112						5505631	3160 79 3	KTS		213
5229636	2351 21 8	VBS		112										
					5242352	3100 15 4	VBS	/100 pc.	111					
					5245834	3100 18 9	VBS		111	5257592	3162 30 3	VBS		99
					5245896	3100 25 1	VBS		111	5257714	3162 40 0	VBS		99
					5245957	3100 30 8	VBS		111	5257776	3162 50 8	VBS		99
					5246015	3100 40 5	VBS		111					
					5851059	3105 01 6	VBS		111					
					5851110	3105 02 4	VBS		111	5258070	3163 09 1	KTS		223
					5851172	3105 03 2	VBS		111	5258131	3163 11 3	KTS		223
										5258254	3163 15 6	KTS		223
5230113	2357 05 4	VBS	price/100	69	5250272	3131 06 8	VBS		113					
					5250333	3131 08 4	VBS		113	5317418	3164 02 0	KTS		218
					5250395	3133 02 8	VBS		113					
5230533	2360 05 5	TBS	/pc.	181	5250456	3133 03 6	VBS		113					
5230595	2360 10 1	TBS		181	5250579	3133 23 0	VBS		113					
										5849520	3175 60 8	VBS		116
					5253211	3141 04 7	VBS		113	5849537	3175 62 0	VBS		99
					5253334	3141 12 8	VBS		113	5849544	3175 62 5	VBS		99
					5119982	3141 13 6	VBS		113					
					5123583	3141 14 0	VBS		113	5866718	3188 04 3	VBS		116
					5123644	3141 14 4	VBS		113	5270195	3188 05 1	VBS		116
					5253396	3141 20 9	VBS		113	5270256	3188 07 8	VBS		116
					5253457	3141 30 6	VBS		113	5866770	3188 09 4	VBS		116
					5023456	3141 31 0	VBS		113	5866831	3188 14 0	VBS		116
					5023579	3141 31 2	VBS		113	5866893	3188 15 9	VBS		116
					5594437	3141 31 4	VBS		113	5270317	3188 16 7	VBS		116
										5270379	3188 17 5	VBS		116
										5866954	3188 18 3	VBS		116
5864974	3010 10 4	VBS		47	5940371	3156 01 6	VBS		116	5867012	3188 20 5	VBS		116
5034032	3010 23 6	VBS		47	5940388	3156 01 8	VBS		116	5867074	3188 25 6	VBS		116
5034094	3010 24 4	VBS		47	5940395	3156 01 9	VBS		116	5270430	3188 27 2	VBS		116
5034155	3010 25 2	VBS		47	5940401									

Numeric directory

Structure of the GTIN: Country code **40**

Manufacturer code **1219**

Individual GTIN **5647589**

GTIN	Art. no.	PE	Price	Page	GTIN	Art. no.	PE	Price	Page	GTIN	Art. no.	PE	Price	Page
5270614	3188 38 8	VBS	/100 pc.	116	52797593	3198 19 3	VBS	/100 pc.	115	5294139	3361 50 0	VBS	/100 pc.	111
5271932	3192 11 3	VBS		115	52797777	3198 19 7	VBS		115	5294191	3361 60 8	VBS		111
5271994	3192 12 1	VBS		115	52797951	3198 19 9	VBS		115	5294313	3366 11 1	VBS		111
5272052	3192 14 8	VBS		115	5560470	3198 21 9	VBS		115	5294436	3366 16 2	VBS		111
5272113	3192 15 6	VBS		115	5560531	3198 22 1	VBS		115	5294498	3366 18 9	VBS		111
5272175	3192 16 4	VBS		115	5561132	3198 22 3	VBS		115	5294559	3366 23 5	VBS		111
5272236	3192 17 2	VBS		115	5561378	3198 22 5	VBS		115	5294610	3366 30 8	VBS		111
5272298	3192 21 0	VBS		115	5561439	3198 22 7	VBS		115	5294733	3366 40 5	VBS		111
5272359	3192 22 9	VBS		115	5561552	3198 22 9	VBS		115	5294795	3366 50 2	VBS		111
5272410	3192 23 7	VBS		115	5561972	3198 23 1	VBS		115	5294856	3366 59 6	VBS		111
5272472	3192 24 5	VBS		115	5785958	3198 23 7	VBS		115	5297673	3397 06 8	VBS		116
5272533	3192 25 3	VBS		115	5562511	3198 23 9	VBS		115	5297734	3397 08 4	VBS		116
5272595	3192 26 1	VBS		115	5562573	3198 24 1	VBS		115	5297796	3397 10 6	VBS		99
5272717	3192 33 4	VBS		115	5563112	3198 24 3	VBS		115	5297857	3397 11 4	VBS		99
5272779	3192 34 2	VBS		115	5786016	3198 24 5	VBS		115	5894810	3397 14 5	VBS		99
5272830	3192 35 0	VBS		115	5786078	3198 24 7	VBS		115	5297970	3400 04 2	VBS		116
5272892	3192 36 9	VBS		115	5787457	3198 24 9	VBS		115	5298038	3400 05 0	VBS		116
5272953	3192 37 7	VBS		115	5787877	3198 25 1	VBS		115	5298090	3400 06 9	VBS		86
5273011	3192 41 5	VBS		115	5790037	3198 26 0	VBS		115	5298151	3400 08 5	VBS		86
5273073	3192 42 3	VBS		115	5791232	3198 26 2	VBS		115	5298212	3400 10 7	VBS		86
5273134	3192 43 1	VBS		115	5791294	3198 26 4	VBS		115	5298274	3400 12 3	VBS		99
5273196	3192 45 8	VBS		115	5791539	3198 26 6	VBS		115	5909293	3400 17 3	VBS		116
5273257	3192 46 6	VBS		115	5791713	3198 26 8	VBS		115	5909309	3400 17 5	VBS		116
5682578	3192 62 8	VBS		115	5791713	3198 26 8	VBS		115	5618072	3400 17 7	VBS		99
5682516	3192 63 6	VBS		115	5792192	3198 27 6	VBS		115	5298397	3400 34 4	KTS		224
5682455	3192 64 4	VBS		115	5792253	3198 27 8	VBS		115	5298458	3400 35 2	KTS		224
					5792437	3198 28 0	VBS		115	5298519	3400 36 0	KTS		224
					5792499	3198 28 2	VBS		115	5298571	3400 37 9	KTS		224
					5792550	3198 28 4	VBS		115					
5274759	3195 00 7	VBS		115	5287537	3341 04 6	VBS		111	5299899	3402 04 5	VBS		117
5274810	3195 01 5	VBS		115	5287599	3341 05 4	VBS		111	5300014	3402 06 1	VBS		86
5274872	3195 02 3	VBS		115	5287650	3341 06 2	VBS		111	5300076	3402 08 8	VBS		86
5274933	3195 03 1	VBS		115	5287711	3341 07 0	VBS		111	5300137	3402 09 6	VBS		86
5274995	3195 05 8	VBS		115	5287773	3341 09 6	VBS		111	5300199	3402 12 6	VBS		99
5275053	3195 06 6	VBS		115	5287834	3341 60 7	VBS		111	5300311	3402 20 7	VBS		86
5275114	3195 07 4	VBS		115	5287896	3341 70 4	VBS		111	5300373	3402 21 5	VBS		86
5275176	3195 08 2	VBS		115	5287957	3341 80 1	VBS		111	5300434	3402 22 3	VBS		86
5275237	3195 20 1	VBS		115	5288015	3341 90 9	VBS		111	5300496	3402 30 4	VBS		117
5275299	3195 22 8	VBS		115	5288077	3341 99 2	VBS		111	5909415	3402 30 6	VBS		117
5275350	3195 23 6	VBS		115	5288138	3342 04 2	VBS		111	5300557	3402 31 2	VBS		117
5275411	3195 24 4	VBS		115	5288190	3342 05 0	VBS		111	5909477	3402 31 4	VBS		117
5275473	3195 25 2	VBS		115	5288251	3342 06 9	VBS		111	5300618	3402 32 0	VBS		99
5275534	3195 26 0	VBS		115	5288312	3342 07 7	VBS		111	5618089	3402 32 2	VBS		99
5275596	3195 27 9	VBS		115	5288374	3342 50 6	VBS		111	5300670	3402 33 9	VBS		99
5275657	3195 28 7	VBS		115	5288435	3342 60 3	VBS		111	5894780	3402 34 5	VBS		99
5275718	3195 42 2	VBS		115	5288497	3342 70 0	VBS		111					
5275770	3195 43 0	VBS		115	5288558	3342 80 8	VBS		111	5300731	3402 44 4	KTS		223
5275831	3195 44 9	VBS		115	5289272	3347 05 2	VBS		111	5300793	3402 45 2	KTS		223
5275893	3195 45 7	VBS		115	5289333	3347 06 0	VBS		111	5300854	3402 46 0	KTS		223
5275954	3195 46 5	VBS		115	5289395	3347 07 9	VBS		111	5300915	3402 47 9	KTS		223
5276012	3195 47 3	VBS		115										
5276074	3195 63 5	VBS		115	5291374	3353 16 8	VBS		111	5867913	3403 02 5	VBS		117
5276135	3195 64 3	VBS		115	5291435	3353 18 4	VBS		111	5867975	3403 04 1	VBS		117
5276197	3195 65 1	VBS		115	5291497	3353 23 0	VBS		111	5868033	3403 07 6	VBS		117
5276258	3195 67 8	VBS		115	5291558	3353 30 3	VBS		111	5868095	3403 08 4	VBS		117
5276319	3195 68 6	VBS		115	5291619	3353 40 0	VBS		111	5868156	3403 09 2	VBS		117
5321019	3195 69 4	VBS		115	5291671	3353 50 8	VBS		111	5868217	3403 12 2	VBS		99
5682875	3195 91 0	VBS		115	5291732	3353 60 5	VBS		111	5944348	3403 12 5	VBS		100
5682813	3195 92 9	VBS		115						5944409	3403 12 7	VBS		100
5682752	3195 93 7	VBS		115	5291916	3354 16 4	VBS		111	5868279	3403 13 0	VBS		99
5682691	3195 94 5	VBS		115	5291978	3354 18 0	VBS		111	5944386	3403 13 5	VBS		100
					5292036	3354 23 7	VBS		111	5944447	3403 13 7	VBS		100
5552017	3198 01 6	VBS		115	5292098	3354 29 6	VBS		111	5946250	3403 14 5	VBS		100
5552079	3198 01 8	VBS		115	5292159	3354 40 7	VBS		111	5944393	3403 15 5	VBS		100
5552130	3198 02 0	VBS		115	5292210	3354 50 4	VBS		111	5944454	3403 16 3	VBS		100
5552192	3198 02 2	VBS		115	5292272	3354 60 1	VBS		111	5868330	3403 16 5	VBS		99
5552253	3198 02 4	VBS		115						5946298	3403 17 5	VBS		100
5552314	3198 02 6	VBS		115	5292999	3360 12 1	VBS		111	5946304	3403 17 7	VBS		100
5552376	3198 03 0	VBS		115	5293118	3360 16 4	VBS		111					
5552437	3198 03 2	VBS		115	5293170	3360 18 0	VBS		111	5301578	3404 05 6	VBS		116
5555438	3198 03 4	VBS		115	5293231	3360 23 7	VBS		111	5301639	3404 06 4	VBS		116
5555551	3198 03 6	VBS		115	5293293	3360 29 6	VBS		111	5301691	3404 08 0	VBS		116
5557111	3198 03 8	VBS		115	5293354	3360 40 7	VBS		111	5301752	3404 10 2	VBS		99
5557418	3198 04 0	VBS		115	5293415	3360 50 4	VBS		111	5301813	3404 12 9	VBS		99
5558132	3198 04 2	VBS		115	52934									

GTIN	Art. no.	PE	Price	Page	GTIN	Art. no.	PE	Price	Page	GTIN	Art. no.	PE	Price	Page
5909712	3405 08 9	VBS	/100 pc.	116	5437499	3488 52 5	KTS	/pc.	225	5635239	5001 61 7	TBS	/pc.	178
5302414	3405 10 9	VBS		99	5318910	3488 52 7	KTS		225	5752653	5001 62 5	TBS		178
5909750	3405 11 1	VBS		99						5862697	5001 63 3	TBS		178
5302476	3405 12 5	VBS		99				/100 pc.		5372912	5001 64 1	TBS		178
5909774	3405 12 7	VBS		99	5454038	3492 03 6	KTS		112	5372974	5001 66 8	TBS		178
					5454090	3492 06 0	KTS		112	5901259	5001 67 2	TBS		178
5303558	3415 03 1	VBS		114	5454151	3492 09 5	KTS		112	5754879	5001 74 9	TBS		178
5303619	3415 06 6	VBS		114	5909835	3492 09 7	KTS		302					
5303671	3415 08 2	VBS		114	5909842	3492 09 9	KTS		321	5373575	5003 00 8	TBS		178
5303732	3415 10 4	VBS		114	5025177	3492 14 5	KTS		302	5373636	5003 01 6	TBS		178
5303794	3415 12 0	VBS		114	5025184	3492 15 0	KTS		302	5373698	5003 02 4	TBS		178
5303855	3415 14 7	VBS		114	5802662	3492 16 7	KTS		321	5373759	5003 03 2	TBS		178
5303916	3415 16 3	VBS		114	5802679	3492 17 2	KTS		321	5373810	5003 04 0	TBS		178
								/pc.		5374053	5003 26 1	TBS		178
5304333	3450 05 8	VBS		114	5454397	3492 33 8	KTS		113	5374114	5003 28 8	TBS		178
5304395	3450 06 6	VBS		114	5454458	3492 36 2	KTS		113	5374176	5003 29 6	TBS		178
5304456	3450 07 4	VBS		114	5454519	3492 39 7	KTS		113	5374237	5003 31 8	TBS		178
5304517	3450 08 2	VBS		114	5454212	3492 62 1	KTS		113	5374718	5003 77 6	TBS		178
5304579	3450 09 0	VBS		114	5454274	3492 66 4	KTS		113	5374770	5003 78 4	TBS		178
5304630	3450 10 4	VBS		114	5454335	3492 69 9	KTS		113					
5304692	3450 12 0	VBS		114						5376934	5009 22 7	TBS		178
								/100 pc.		5376996	5009 23 5	TBS		178
5513315	3453 82 0	VBS		114	6029099	3498 09 2	BSS		359					
					5918905	3498 09 6	BSS		361				/100 pc.	
5305958	3460 06 1	VBS		114	5918912	3498 09 8	BSS		361	6190386	5012 01 0	TBS		130
5306078	3460 16 9	VBS		114	5850069	3498 10 0	BSS		363					
5306191	3460 76 2	VBS		114						5377719	5012 01 5	TBS		180
5306252	3460 78 9	VBS		114	5963929	3498 10 7	BSS		113				/pc.	
					5963981	3498 12 3	BSS		113	5377894	5014 01 8	TBS		180
5306498	3462 06 4	VBS		114	5964049	3498 15 8	BSS		113	5377955	5014 02 6	TBS		180
5306559	3462 08 0	VBS		114	5964100	3498 20 4	BSS		113	5378013	5014 21 2	TBS		180
5306979	3462 86 2	VBS		114	5693178	3498 26 0	BSS		335	5901938	5014 42 5	TBS		180
5307037	3462 88 9	VBS		114	5964162	3498 26 3	BSS		113	5105015	5014 46 8	TBS		180
					5519973	3498 27 1	BSS		361	5105077	5014 47 6	TBS		180
5307150	3463 06 0	VBS		114	5461890	3498 42 5	BSS		113					
5307211	3463 56 7	VBS		114	5784715	3498 42 6	BSS		321					
5307273	3463 58 3	VBS		114	5693192	3498 46 8	BSS		225					
					5784722	3498 46 9	BSS		321	5378075	5015 01 4	TBS		171
5307334	3464 06 7	VBS		114						5378136	5015 05 7	TBS		171
5307396	3464 08 3	VBS		114	5504252	3498 48 4	KTS		225	5378198	5015 06 5	TBS		171
					5706069	3498 48 7	KTS		302	5378259	5015 07 3	TBS		171
5309253	3470 14 8	VBS		114	5802686	3498 49 0	KTS		321	5378310	5015 08 1	TBS		171
5309314	3470 21 0	VBS		114	5888437	3498 50 6	KTS		113	5959427	5015 11 1	TBS		171
5309376	3470 23 7	VBS		114	5706076	3498 50 9	KTS		302	5800118	5015 20 0	TBS		171
					5802723	3498 51 2	KTS		321	5378372	5015 50 2	TBS		171
5309550	3472 08 6	VBS		114	5888499	3498 54 9	KTS		113	5378433	5015 54 5	TBS		171
					5802730	3498 55 4	KTS		321	5378495	5015 55 3	TBS		171
5442936	3481 61 1	VBS		112	5888550	3498 58 1	KTS		113	5477839	5015 55 7	TBS		171
5432852	3481 66 2	VBS		112	5802747	3498 58 6	KTS		321	5378556	5015 65 0	TBS		171
5432975	3481 77 8	VBS		112	5049500	3498 59 7	KTS		225	5378617	5015 70 7	TBS		171
					5909880	3498 60 1	KTS		321	5378679	5015 71 5	TBS		171
5310631	3482 01 4	VBS		112	5909897	3498 60 3	KTS		321	5378730	5015 72 3	TBS		171
5310693	3482 03 0	VBS		112	5888611	3498 65 4	KTS		113	5378792	5015 73 1	TBS		171
5310754	3482 05 7	VBS		112	5802785	3498 65 9	KTS		321	5378853	5015 75 8	TBS		171
5310815	3482 07 3	VBS		112	5489139	3498 74 3	KTS		113	5378914	5015 76 6	TBS		171
5310877	3482 10 3	VBS		112	5598930	3498 76 0	KTS		225	5455837	5015 77 4	TBS		171
5310938	3482 13 8	VBS		112	5599111	3498 76 4	KTS		225	5378976	5015 80 4	TBS		171
5310990	3482 15 4	VBS		112	5692713	3498 82 4	KTS		302	5379034	5015 81 2	TBS		171
5239475	3482 70 7	VBS		112	5688808	3498 83 5	KTS		302	5002253	5015 83 0	TBS		172
5239352	3482 75 8	VBS		112	5909958	3498 83 7	KTS		321	5699330	5015 83 2	TBS		172
5239291	3482 76 6	VBS		112	5692652	3498 85 9	KTS		302	5699347	5015 83 6	TBS		172
								/pc.		5002260	5015 84 2	TBS		172
5311171	3483 06 1	VBS		112						5699354	5015 84 4	TBS		172
5311232	3483 08 8	VBS		112	5371298	5000 01 7	TBS		177	5699361	5015 84 7	TBS		172
5311294	3483 09 6	VBS		112	5371359	5000 02 5	TBS		177	5699408	5015 84 9	TBS		172
5418191	3483 21 4	VBS		112	5371472	5000 20 3	TBS		177	5002277	5015 85 4	TBS		172
5418207	3483 23 9	VBS		112	5617358	5000 30 0	TBS		177	5002284	5015 86 6	TBS		172
					5708834	5000 33 5	TBS		177	5033615	5015 88 0	TBS		172
5683414	3484 60 2	VBS		112	5371717	5000 50 5	TBS		177	5033677	5015 88 4	TBS		172
5683353	3484 62 9	VBS		112	5018049	5000 74 2	TBS		177	5033738	5015 89 0	TBS		172
					5814450	5000 75 0	TBS		177					
5437376	3488 29 2	KTS		225	5111047	5000 76 9	TBS		177	5379096	5016 02 9	TBS		172
5437383	3488 29 8	KTS		225	5740650	5000 85 8	TBS		177	5379157	5016 03 7	TBS		172
5714316	3488 30 6	KTS		225	5371830	5000 86 6	TBS		177	5379218	5016 04 5	TBS		172
5437390	3488 30 8	KTS		225	5371892	5000 94 7	TBS		177	5922216	5016 09 6	TBS		172
5437406	3488 31 2	KTS		225	5371953	5000 95 5	TBS		177	5800354	5016 11 8	TBS		172
								/pc.		5922278	5016 12 6	TBS		172
5319276	3488 40 3	KTS		225						5379270	5016 14 2	TBS		180
					5372370	5001 21 8	TBS		178				price/100	
5437437	3488 45 2	KTS	/100 pc.	225	5372431	5001 22 6	T							

Numeric directory

Structure of the GTIN: Country code **40**

Manufacturer code **1219**

Individual GTIN **5647589**

GTIN	Art. no.	PE	Price	Page	GTIN	Art. no.	PE	Price	Page	GTIN	Art. no.	PE	Price	Page
5022015	5018 73 0	TBS	price/100	175	5386834	5052 07 6	TBS	/100 pc.	176	5780717	5088 65 1	TBS	/pc.	156
5680468	5019 34 0	TBS		175	5386896	5052 09 2	TBS		176	5780724	5088 65 2	TBS		156
5694007	5019 34 2	TBS		175	5386957	5052 11 4	TBS		176	6148561	5088 65 4	TBS		156
5694014	5019 34 4	TBS		175	5387015	5052 13 0	TBS		176	5981183	5088 66 0	TBS		156
5680475	5019 34 5	TBS		175	5387077	5052 15 7	TBS		176	5708957	5088 67 0	TBS		156
5680482	5019 34 7	TBS		175	5387190	5052 18 1	TBS		176	5708964	5088 67 2	TBS		157
5680499	5019 35 0	TBS		175	5388517	5057 50 7	TBS		172	5709008	5088 67 6	TBS		156
5680505	5019 35 5	TBS		175	5388579	5057 51 5	TBS		172	5709015	5088 67 8	TBS		156
5680512	5019 36 0	TBS		175	5388630	5057 52 3	TBS		172	5047155	5088 87 9	TBS		130
5381556	5021 08 1	TBS		175	5388692	5057 55 8	TBS		172	5531012	5089 20 0	TBS		123
5381617	5021 10 3	TBS		175	5699651	5057 59 9	TBS		204	5531074	5089 21 2	TBS		123
5381730	5021 16 2	TBS		175	5805458	5057 92 2	TBS	price/100	172	5237341	5089 65 0	TBS		147
5801375	5021 22 7	TBS		175	5805519	5057 93 0	TBS	/100 pc.	172	5299400	5089 65 2	TBS		147
5680529	5021 23 5	TBS		175	5388876	5059 35 6	TBS		181	5237358	5089 65 5	TBS		130
5680567	5021 23 9	TBS		175	5389057	5059 49 6	TBS		181	5709350	5089 66 0	TBS		148
5381914	5021 28 6	TBS		175	5389231	5064 01 5	TBS		176	5709367	5089 66 2	TBS		148
5901273	5021 29 4	TBS		175	5915973	5080 05 3	TBS	/pc.	161	5759782	5089 74 8	TBS		131
5381976	5021 30 8	TBS		175	5916277	5080 06 1	TBS		161	5405528	5089 75 4	TBS		131
5067474	5021 33 2	TBS		175	5916031	5080 15 0	TBS		161	5806813	5089 75 5	TBS		131
5382034	5021 48 0	TBS		175	5916215	5080 27 4	TBS		161	5405535	5089 75 6	TBS		131
5382096	5021 50 2	TBS		175	6034352	5081 69 0	TBS		159	5816614	5089 75 7	TBS		131
6282425	5021 64 0	TBS		175	6046478	5081 69 2	TBS		159	5405542	5089 76 1	TBS		131
5902058	5021 64 2	TBS		175	6087723	5081 69 4	TBS		159	5405559	5089 76 3	TBS		131
5680574	5021 64 4	TBS		175	5239956	5081 72 6	TBS		161	5405566	5089 76 8	TBS		131
5680581	5021 64 7	TBS		175	5239895	5081 73 4	TBS		161	5405573	5089 77 0	TBS		131
6033768	5021 65 2	TBS		175	5239833	5081 74 2	TBS		161	5405580	5089 77 5	TBS		131
5836209	5021 65 4	TBS		175	5462439	5081 79 3	TBS		160	5405597	5089 77 7	TBS		131
5382331	5021 80 4	TBS		175	5614364	5081 80 0	TBS		160	5461111	5091 32 2	TBS	/VPE	169
5382690	5025 20 6	TBS	/100 pc.	180	5680536	5081 92 0	TBS		159	5461296	5091 43 8	TBS		169
5383055	5028 03 5	TBS		180	5680413	5081 93 9	TBS		159	5461470	5091 52 7	TBS		169
5383116	5028 04 3	TBS		180	5791119	5081 96 3	TBS		159	5461654	5091 68 3	TBS	/pc.	169
5383413	5030 02 1	TBS		181	5791058	5081 97 1	TBS		159	5896111	5091 69 1	TBS		169
5383659	5030 23 4	TBS		181	5685333	5082 38 2	TBS		160	6093786	5091 72 0	TBS		169
5383710	5030 24 2	TBS		181	5684916	5082 41 2	TBS		160	5080886	5092 45 1	TBS		151
5383833	5032 03 2	TBS		180	5684855	5082 42 0	TBS		160	5247098	5092 46 0	TBS		151
5383895	5032 04 0	TBS		180	5685074	5082 42 2	TBS		160	5475804	5092 46 6	TBS		151
5383956	5032 23 7	TBS		180	5917595	5083 06 0	TBS		161	5613589	5092 47 0	TBS		151
5384014	5032 24 5	TBS		180	5917717	5083 08 7	TBS		161	5613596	5092 47 2	TBS		151
5384137	5032 53 9	TBS		180	5022978	5083 40 0	TBS		160	6035441	5092 48 0	TBS		137
5384199	5032 54 7	TBS		180	5525134	5084 00 8	TBS		159	5314837	5092 60 4	TBS		151
5384434	5033 03 9	TBS		180	5525196	5084 01 2	TBS		159	5952817	5092 70 1	TBS		151
5433750	5033 20 9	TBS		180	5525257	5084 01 6	TBS		159	5035053	5092 80 0	TBS		151
5384557	5038 01 4	TBS		175	5525318	5084 02 0	TBS		159	5035114	5092 80 8	TBS		151
5384618	5038 03 0	TBS		175	5525370	5084 02 4	TBS		159	5047223	5092 81 2	TBS		151
5384670	5038 05 7	TBS		175	5525431	5084 02 8	TBS		159	5035176	5092 81 6	TBS		151
5384731	5038 07 3	TBS		175	5525493	5084 03 2	TBS		159	5035237	5092 82 4	TBS		151
5384793	5038 08 1	TBS		175	5525554	5084 03 6	TBS		159	5047254	5092 82 8	TBS		151
5384854	5038 11 1	TBS		175	5525615	5084 04 0	TBS		159	5390671	5093 01 5	TBS		160
5384915	5038 13 8	TBS		175	5110750	5084 04 8	TBS		159	5390732	5093 02 3	TBS		160
5384977	5038 15 4	TBS		175	5017387	5086 01 9	TBS		148	5030881	5093 17 1	TBS		160
5385219	5040 03 5	TBS		175	5017448	5086 02 3	TBS		148	5390978	5093 23 6	TBS		160
5385271	5040 05 1	TBS		175	5017509	5086 02 7	TBS		148	5391036	5093 25 2	TBS		160
5385332	5040 07 8	TBS		175	6190263	5088 56 6	TBS		155	5391098	5093 26 0	TBS		160
5385394	5040 09 4	TBS		175	6329854	5088 56 8	TBS		155	5087250	5093 27 0	TBS		160
5385455	5040 11 6	TBS		175	6037414	5088 57 0	TBS		157	5022619	5093 27 2	TBS		160
5385516	5040 13 2	TBS		175	6037421	5088 57 3	TBS		157	5022732	5093 27 5	TBS		160
5385578	5040 15 9	TBS		175	6037438	5088 57 6	TBS		155	5867050	5093 27 7	TBS		160
5385936	5040 50 7	TBS		175	6037476	5088 57 9	TBS		155	5246268	5093 37 8	TBS		147
5385998	5043 01 8	TBS		176	6037483	5088 58 2	TBS		155	5076551	5093 38 0	TBS		147
5386056	5043 10 7	TBS		176	6037490	5088 58 5	TBS		155	6098583	5093 38 2	TBS		147
5386117	5050 03 0	TBS		176	5890805	5088 60 5	TBS		157	5126041	5093 38 4	TBS		147
5386179	5050 05 7	TBS		176	5890812	5088 60 9	TBS		157	5299448	5093 39 1	TBS		147
5386230	5050 07 3	TBS		176	5872641	5088 62 5	TBS		156	5158103	5093 40 0	TBS		147
5386292	5050 08 1	TBS		176	5872658	5088 62 9	TBS		156	5012825	5093 40 2	TBS		147
5386353	5050 11 1	TBS		176	5981169	5088 63 2	TBS		156	5012832	5093 40 4	TBS		147
5386414	5050 13 8	TBS		176	5981176	5088 63 5	TBS		156	5004660	5093 40 6	TBS		148
5386476	5050 15 4	TBS		176	5829461	5088 64 6	TBS		156	5382799	5093 41 8	TBS		147
5386537	5050 17 0	TBS		176	5780700	5088 65 0	TBS		156	6153718	5093 50 5	TBS		132
5386599	5050 19 7	TBS		176						6159598	5093 50 8	TBS		132
5386650	5051 50 9	TBS		176						6159604	5093 51 1	TBS		132
										6159628	5093 51 3	TBS		132
										6159642	5093 51 6	TBS		132
										6159659	5093 51 8	TBS		132
										6159666	5093 52 2	TBS		132</

GTIN	Art. no.	PE	Price	Page
			/pc.	
6159710	5093 53 3	TBS		132
5478546	5093 62 3	TBS		155
5709022	5093 62 5	TBS		155
5361893	5093 62 7	TBS		127
5361909	5093 63 1	TBS		127
5361916	5093 64 3	TBS		127
5361923	5093 64 7	TBS		127
5688426	5093 65 3	TBS		127
5425120	5093 65 4	TBS		127
5688433	5093 66 1	TBS		127
5425137	5093 66 2	TBS		127
5361954	5093 72 4	TBS		127
5708841	5093 72 6	TBS		157
5962243	5093 98 8	TBS		160
5805991	5093 99 6	TBS		160
5681939	5094 40 0	TBS		127
5457473	5094 40 1	TBS		128
5382812	5094 40 3	TBS		128
5406556	5094 41 8	TBS		128
5382829	5094 42 1	TBS		128
5239734	5094 42 3	TBS		128
5239741	5094 42 6	TBS		128
5239758	5094 43 7	TBS		129
5239765	5094 44 0	TBS		129
5374886	5094 44 4	TBS		128
5382843	5094 44 8	TBS		128
5239819	5094 45 4	TBS		128
5382850	5094 45 7	TBS		128
5239826	5094 46 0	TBS		128
5239864	5094 46 3	TBS		128
5239888	5094 47 8	TBS		129
5239925	5094 49 0	TBS		129
5239932	5094 49 3	TBS		129
5239949	5094 51 0	TBS		128
5239994	5094 52 6	TBS		129
5240013	5094 55 2	TBS		129
5648482	5094 57 4	TBS		155
5709084	5094 57 6	TBS		155
5708872	5094 60 5	TBS		155
5478621	5094 60 8	TBS		155
5406594	5094 61 8	TBS		135
5382867	5094 62 1	TBS		135
5240020	5094 62 4	TBS		135
5240037	5094 62 7	TBS		136
5374923	5094 63 2	TBS		136
5382966	5094 63 9	TBS		135
5240044	5094 64 1	TBS		135
5240051	5094 64 4	TBS		135
5382973	5094 65 0	TBS		135
5240068	5094 65 3	TBS		135
5240099	5094 65 6	TBS		135
5382980	5094 66 6	TBS		136
5240112	5094 66 8	TBS		136
5406617	5094 67 7	TBS		135
5382881	5094 67 9	TBS		135
5240129	5094 68 0	TBS		135
5406655	5094 70 3	TBS		136
5382898	5094 70 4	TBS		136
5240150	5094 70 5	TBS		136
5240167	5094 70 8	TBS		136
5406662	5094 71 3	TBS		137
5382904	5094 71 4	TBS		137
5240174	5094 71 5	TBS		137
5240181	5094 71 8	TBS		137
5406679	5094 72 7	TBS		136
5240198	5094 73 1	TBS		136
5240204	5094 73 4	TBS		136
5382911	5094 76 0	TBS		135
5240235	5094 76 2	TBS		135
5616382	5094 76 4	TBS		135
5240242	5094 76 5	TBS		135
5240280	5094 78 0	TBS		136
5240303	5094 78 8	TBS		136
5240334	5094 79 2	TBS		137
5240341	5094 79 5	TBS		137
5871255	5094 90 0	TBS		137
5871262	5094 90 2	TBS		137
5363903	5094 92 0	TBS		147
5363934	5094 92 4	TBS		147
5363941	5094 93 1	TBS		147
6159727	5095 14 1	TBS		140
6159741	5095 14 2	TBS		140

GTIN	Art. no.	PE	Price	Page
			/pc.	
6159758	5095 15 1	TBS		140
6159772	5095 15 2	TBS		140
6159789	5095 15 3	TBS		140
6159802	5095 16 1	TBS		140
6159819	5095 16 2	TBS		140
6159826	5095 16 3	TBS		140
6159833	5095 16 4	TBS		140
6159840	5095 17 1	TBS		141
6159864	5095 17 3	TBS		141
6159888	5095 19 1	TBS		142
6159895	5095 19 2	TBS		142
6159901	5095 19 3	TBS		142
6159932	5095 19 4	TBS		142
6159949	5095 20 1	TBS		143
6159956	5095 21 1	TBS		143
6159963	5095 21 2	TBS		143
6160006	5095 21 3	TBS		143
6160013	5095 21 4	TBS		143
6160020	5095 22 1	TBS		140
6160051	5095 23 1	TBS		140
6160075	5095 23 2	TBS		140
6163847	5095 23 3	TBS		140
6161140	5095 25 1	TBS		141
6161324	5095 25 2	TBS		141
6161331	5095 25 3	TBS		141
6161379	5095 26 1	TBS		142
6161638	5095 26 3	TBS		142
6161706	5095 27 1	TBS		142
6161829	5095 27 3	TBS		142
6162000	5095 28 1	TBS		141
6162185	5095 28 2	TBS		141
6162338	5095 28 3	TBS		141
6162819	5095 28 4	TBS		141
6162826	5095 29 1	TBS		141
6162833	5095 29 3	TBS		141
6162840	5095 30 2	TBS		142
6162888	5095 30 3	TBS		142
6162895	5095 30 4	TBS		142
6162901	5095 31 2	TBS		143
6162949	5095 31 3	TBS		143
6162956	5095 31 4	TBS		143
6163007	5095 32 1	TBS		140
6162963	5095 32 2	TBS		140
6163014	5095 33 1	TBS		141
6163243	5095 33 2	TBS		141
6163427	5095 33 3	TBS		141
6163489	5095 34 1	TBS		142
6163496	5095 34 3	TBS		142
6163502	5095 35 3	TBS		143
6163533	5095 36 0	TBS		143
6163540	5095 36 2	TBS		143
6163557	5095 36 4	TBS		143
6163595	5095 36 6	TBS		143
6163601	5095 36 8	TBS		143
6163618	5095 37 0	TBS		143
6163625	5095 37 2	TBS		144
6329694	5095 60 0	TBS		144
5919391	5095 60 3	TBS		130
5542957	5095 60 6	TBS		128
5393191	5096 25 1	TBS		136
5393252	5096 27 8	TBS		136
5393559	5096 35 9	TBS		130
5393610	5096 36 7	TBS		130
5063407	5096 37 0	TBS		130
5247104	5096 37 2	TBS		130
5393672	5096 37 5	TBS		136
5393733	5096 38 3	TBS		136
5393795	5096 39 1	TBS		136
5617471	5096 39 7	TBS		135
5393856	5096 41 3	TBS		130
5393917	5096 42 1	TBS		130
5393979	5096 44 8	TBS		130
5464457	5096 63 7	TBS		157
5464464	5096 63 9	TBS		157
5648499	5096 64 6	TBS		157
5299455	5096 64 7	TBS		157
5415732	5096 64 8	TBS		130
5415749	5096 64 9	TBS		130
5415770	5096 65 0	TBS		130
5415787	5096 65 1	TBS		130
5415794	5096 65 3	TBS		130
5415800	5096 65 4	TBS		130
5067481	5096 65 5	TBS		130
5067498	5096 65 7	TBS		130

GTIN	Art. no.	PE	Price	Page
			/pc.	
5067504	5096 66 5	TBS		130
5067535	5096 66 7	TBS		130
5067542	5096 66 9	TBS		130
5067559	5096 67 1	TBS		130
5871200	5096 67 2	TBS		137
5871248	5096 67 3	TBS		137
5425144	5096 67 5	TBS		127
5425151	5096 67 7	TBS		127
5067566	5096 68 0	TBS		130
5067597	5096 68 2	TBS		130
5813484	5096 69 3	TBS		130
5616375	5096 69 5	TBS		130
5519133	5096 70 7	TBS		139
5425182	5096 78 6	TBS		169
5921738	5096 81 2	TBS		169
5480730	5096 82 0	TBS		124
5544517	5096 82 2	TBS		124
5051428	5096 82 5	TBS		124
5051473	5096 82 7	TBS		124
5288282	5096 83 5	TBS		123
5288299	5096 83 6	TBS		123
5480792	5096 83 9	TBS		124
5966388	5096 84 7	TBS		124
5541158	5096 84 9	TBS		123
5051411	5096 85 1	TBS		124
5051466	5096 85 2	TBS		123
5966449	5096 86 3	TBS		123
5541394	5096 86 5	TBS		123
5362029	5096 87 4	TBS		123
5362036	5096 87 5	TBS		123
5077046	5096 87 6	TBS		124
5077077	5096 87 7	TBS		123
5077084	5096 87 8	TBS		123
5077091	5096 87 9	TBS		123
5531135	5096 88 4	TBS		124
5531197	5096 88 6	TBS		124
5509899	5096 97 0	TBS		124
5990116	5096 97 4	TBS		124
5995012	5096 97 6	TBS		124
5995029	5096 99 0	TBS		124
5995036	5096 99 2	TBS		124
5995043	5096 99 4	TBS		124
5394099	5097 05 3	TBS		129
5766636	5097 06 1	TBS		130
5708896	5097 06 5	TBS		157
5965664	5097 08 8	TBS		129
5945314	5097 18 5	TBS		129
5394211	5097 19 3	TBS		129
5711551	5097 29 0	TBS		129
5394396	5097 35 5	TBS		129
5617532	5097 43 2	TBS		128
5478683	5097 44 7	TBS		155
5709121	5097 44 8	TBS		155
5578116	5097 45 3	TBS		151
5736561	5097 45 4	TBS		162
5578123	5097 60 7	TBS		151
5578130	5097 61 5	TBS		151
5578147	5097 62 3	TBS		151
5578154	5097 63 1	TBS		151
5578161	5097 65 0	TBS		151

Numeric directory

Structure of the GTIN: Country code **40**

Manufacturer code **1219**

Individual GTIN **5647589**

GTIN	Art. no.	PE	Price	Page	GTIN	Art. no.	PE	Price	Page	GTIN	Art. no.	PE	Price	Page
5406891	5098 44 2	TBS	/pc.	164	5404897	5207 44 4	TBS	/100 pc.	189	5411017	5228 13 1	TBS	/100 pc.	190
5406907	5098 44 6	TBS		164	5009726	5207 45 1	TBS		189	5851011	5228 13 4	TBS		190
5406914	5098 45 0	TBS		164	5404958	5207 46 0	TBS		189	5411079	5228 22 0	TBS		190
5848530	5098 45 2	TBS		165	5405016	5207 48 7	TBS		189	5411192	5228 32 8	TBS		190
5410461	5098 47 0	TBS		164	5904991	5207 74 6	TBS		189	5411499	5229 16 2	TBS		189
5813521	5098 47 5	TBS		164	5905059	5207 75 4	TBS		189	5411550	5229 36 7	TBS		189
5578284	5098 49 2	TBS		163	5905110	5207 76 2	TBS		189	5411611	5229 38 3	TBS		189
5578291	5098 50 6	TBS		163	5904878	5207 80 0	TBS		188	5411673	5229 46 4	TBS		189
5578307	5098 51 4	TBS		163	5904939	5207 81 9	TBS		188	5411734	5229 48 0	TBS		189
5578314	5098 52 2	TBS		163	5336433	5207 85 1	TBS		189	5411970	5229 55 3	TBS		189
5578338	5098 55 7	TBS		163	5334811	5207 87 8	TBS		189	5412151	5229 83 9	TBS		189
5578345	5098 57 1	TBS		162	5915836	5207 90 1	TBS		189	5412212	5229 96 0	TBS		189
5578352	5098 57 5	TBS		162	5405252	5208 01 7	TBS		189	5840886	5229 96 1	TBS		189
5578369	5098 60 0	TBS		163	5903673	5215 27 7	TBS		187	5446231	5230 21 7	TBS		189
5578376	5098 60 3	TBS		163	5903796	5215 30 7	TBS		187	5629535	5230 32 2	TBS		189
5578383	5098 61 1	TBS		163	5811879	5215 37 4	TBS		187	5629474	5230 36 5	TBS		189
5578390	5098 63 0	TBS		163	5811930	5215 38 2	TBS		187	5739999	5230 44 6	TBS		180
5578406	5098 63 8	TBS		163	5407171	5215 43 9	TBS		187	5740056	5230 46 2	TBS		180
5578413	5098 64 6	TBS		163	5812111	5215 47 1	TBS		187	5959601	5230 52 7	TBS		190
5578420	5098 72 7	TBS		163	5407232	5215 50 1	TBS		187					
5578444	5098 80 8	TBS		163	5784975	5215 50 4	TBS		187					
5578451	5098 81 6	TBS		163	5902591	5215 54 4	TBS		187					
5578512	5098 85 9	TBS		163	5407294	5215 55 2	TBS		186					
5578529	5098 86 7	TBS		163	5784982	5215 55 5	TBS		186					
5406716	5099 47 5	TBS		137	5812234	5215 57 9	TBS		186	5412571	5240 03 4	TBS	/pc.	167
5396734	5099 57 9	TBS		139	5785019	5215 58 2	TBS		186	5412632	5240 05 0	TBS		167
5396857	5099 59 5	TBS		138	5812296	5215 58 7	TBS		187	5412694	5240 06 9	TBS		167
5396918	5099 60 9	TBS		139	5812357	5215 59 5	TBS		186	5412755	5240 07 7	TBS		167
5708902	5099 61 1	TBS		157	5785026	5215 59 8	TBS		186	5412816	5240 08 5	TBS		167
5807612	5099 61 3	TBS		138	5812418	5215 60 9	TBS		187	5412991	5240 22 0	TBS		167
5396970	5099 61 7	TBS		138	5407355	5215 62 5	TBS		187	5413059	5240 23 9	TBS		167
5942498	5099 70 6	TBS		138	5812531	5215 66 8	TBS		187	5413110	5240 24 7	TBS		167
5708933	5099 70 8	TBS		157	5812593	5215 74 9	TBS		187	5413172	5240 25 5	TBS		167
5397458	5099 80 3	TBS		167	5902355	5215 80 3	TBS		187	5413233	5240 30 1	TBS		167
5570318	5099 84 8	TBS		139	5902416	5215 83 8	TBS		187	5413295	5240 32 8	TBS		167
5481270	5099 85 0	TBS		138	5902478	5215 85 4	TBS		187	5413356	5240 33 6	TBS		167
					5531791	5215 87 5	TBS		187					
					5531852	5215 87 9	TBS		187					
5399674	5101 06 9	TBS	/kg	198	5902652	5216 18 4	TBS		187	5464228	5300 01 5	VBS	/100 pc.	75
					5902539	5216 19 2	TBS		187	5464266	5300 01 9	VBS		75
5399797	5102 05 7	TBS	/100 pc.	196	5813019	5216 20 6	TBS		187	5413530	5300 03 7	VBS		74
5399858	5102 07 3	TBS		196	5813071	5216 21 4	TBS		187	5413592	5300 05 3	VBS		74
5399919	5102 08 1	TBS		196	5813132	5216 25 7	TBS		187	5413653	5300 06 1	VBS		74
5399971	5102 11 1	TBS		196	5813194	5216 26 5	TBS		187	5413714	5300 08 8	VBS		74
5400035	5102 13 8	TBS		196	5813255	5216 81 8	TBS		188	5901174	5300 12 0	VBS		74
5400097	5102 15 4	TBS		196						5901181	5300 12 4	VBS		74
5400158	5102 19 7	TBS		196	5407959	5217 07 5	TBS		188	5901198	5300 12 7	VBS		74
5400219	5102 21 9	TBS		196						5901204	5300 13 2	VBS		74
5400271	5102 23 5	TBS		196	5904274	5218 31 4	TBS		188					
5400332	5102 25 1	TBS		196	5408734	5218 67 5	TBS		188	5413899	5301 00 9	VBS		74
5400394	5102 27 8	TBS		196	6127481	5218 67 7	TBS		188	5413950	5301 03 3	VBS		74
					5408796	5218 68 3	TBS		188	5414018	5301 04 1	VBS		74
					5408857	5218 69 1	TBS		188	5414070	5301 06 8	VBS		74
6089505	5106 00 2	TBS	/pc.	197	6127443	5218 69 3	TBS		188	5414193	5301 08 4	VBS		74
6089512	5106 00 3	TBS		197	5904519	5218 74 8	TBS		188	5414315	5301 10 6	VBS		74
5900375	5106 13 3	TBS		197	5814634	5218 75 6	TBS		188	5901020	5301 17 0	VBS		74
5900436	5106 14 1	TBS		197	5408918	5218 81 0	TBS		188	5901068	5301 17 2	VBS		74
					5408970	5218 82 9	TBS		188	5901075	5301 17 4	VBS		74
					5409038	5218 86 1	TBS		188	5901082	5301 17 6	VBS		74
5401599	5201 10 1	TBS	/100 pc.	184						5901099	5301 18 0	VBS		74
					5674580	5218 88 2	TBS		188	5901105	5301 18 4	VBS		74
5904335	5202 21 3	TBS		188										
5402138	5202 24 8	TBS		187	5623052	5218 88 5	TBS	/100 pc.	188	5414551	5302 02 1	VBS		75
5403036	5202 51 5	TBS		186	5409090	5218 92 6	TBS		195	5414612	5302 05 6	VBS		75
5902294	5202 56 6	TBS		186	5952213	5218 97 7	TBS		188	5414674	5302 06 4	VBS		75
5894124	5202 56 8	TBS		186	5625889	5218 99 7	TBS		188	5414735	5302 08 0	VBS		75
5894223	5202 56 9	TBS		187						5414797	5302 10 2	VBS		75
5902232	5202 59 0	TBS		186	5409458	5223 07 5	TBS		189	5901327	5302 17 0	VBS		75
5403814	5202 83 3	TBS		186	5409519	5223 10 5	TBS		189	5901358	5302 17 4	VBS		75
5784920	5202 83 6	TBS		186	5409632	5223 15 6	TBS		189	5901365	5302 17 8	VBS		75
5902171	5202 86 8	TBS		186	5409755	5223 20 2	TBS		189	5901372	5302 18 2	VBS		75
					5409939	5223 60 1	TBS		189	5901389	5302 18 8	VBS		75
5038269	5203 01 5	TBS		186										
5784968	5203 01 8	TBS		186	5410416	5226 57 0	TBS		189				price/100	
5289746	5203 02 3	TBS		186						5900658	5303 17 9	VBS		74
					5410539	5227 07 0	TBS		189	5900665	5303 18 2	VBS		74
5404651	5207 25 8	TBS		189	5410591	5227 08 9	TBS		189	5900696	5303 18 5	VBS		74
5110392	5207 2													

Numeric directory

GTIN	Art. no.	PE	Price	Page	GTIN	Art. no.	PE	Price	Page	GTIN	Art. no.	PE	Price	Page
5414971	5303 20 6	VBS	price/100	74	5893097	5314 61 6	TBS	/100 pc.	179	5890058	5335 14 0	TBS	/100 pc.	196
5415039	5303 21 4	VBS		74	5419358	5314 62 3	TBS		179	5890119	5335 16 7	TBS		196
5415091	5303 22 2	VBS		74	5419471	5314 65 8	TBS		179	5423614	5335 20 5	TBS		196
5415152	5303 23 0	VBS		74	5893080	5314 65 9	TBS		179	5423676	5335 25 6	TBS		196
5415275	5303 25 7	VBS		74	5419532	5314 66 6	TBS		179					
5415336	5303 26 5	VBS		74	5925873	5314 72 0	TBS		179					
5647447	5303 76 7	VBS	/pc.	75						5424215	5336 00 7	TBS		196
					5419716	5315 50 6	TBS		192	5424277	5336 02 3	TBS		196
					5740414	5315 51 4	TBS		180	5424338	5336 05 8	TBS		196
5415695	5304 00 8	TBS	/100 pc.	191						5424390	5336 07 4	TBS		196
5415879	5304 10 5	TBS		191	5737070	5315 51 7	TBS		194	5424451	5336 09 0	TBS		196
5858034	5304 10 7	TBS		191						5424635	5336 30 9	TBS		196
5415930	5304 11 3	TBS		191	5740353	5315 52 2	TBS		180	5424758	5336 34 1	TBS		196
5817512	5304 16 4	TBS		191	5237198	5315 55 7	TBS		180	5424819	5336 37 6	TBS		196
5817574	5304 17 2	TBS		191						5424871	5336 45 7	TBS		196
5892809	5304 17 6	TBS		191	5419778	5315 65 4	TBS		192	5424932	5336 50 3	TBS		196
5416050	5304 20 2	TBS		191	5419839	5315 70 0	TBS		192					
5892847	5304 27 0	TBS		191						5424994	5340 01 2	TBS		196
5416234	5304 31 8	TBS		191	5419891	5316 01 4	TBS		194					
5416357	5304 40 7	TBS		193	5419952	5316 15 4	TBS		194	5425595	5350 08 5	TBS		195
5416418	5304 50 4	TBS		193	5818359	5316 17 0	TBS		194	5425656	5350 09 3	TBS		195
5503057	5304 52 0	TBS		193	5420019	5316 21 9	TBS		194	5425717	5350 10 7	TBS		195
5416470	5304 60 1	TBS		191	5420071	5316 25 1	TBS		194	5425779	5350 11 5	TBS		195
5817758	5304 66 0	TBS		192	5420132	5316 30 8	TBS		194	5425830	5350 12 3	TBS		195
5416951	5304 97 0	TBS		191	5420194	5316 32 4	TBS		194	5426257	5350 68 9	TBS		195
					5433682	5316 45 0	TBS		194	5426318	5350 69 7	TBS		195
5417071	5304 99 7	TBS		180	5433729	5316 45 9	TBS		194	5426370	5350 70 0	TBS		195
					5433736	5316 46 8	TBS		194	5426431	5350 71 9	TBS		195
5417132	5305 01 2	VBS		75	5420316	5316 51 0	TBS		194	5426493	5350 72 7	TBS		195
5901785	5305 01 6	VBS		75	5420378	5316 55 3	TBS		194	5426790	5350 86 7	TBS		195
										5426851	5350 88 3	TBS		195
										5426912	5350 90 5	TBS		195
5417316	5311 03 9	TBS		192	5420439	5317 01 0	TBS		193	5426974	5351 05 7	TBS		195
5417378	5311 10 1	TBS		192	5420491	5317 05 3	TBS		193	5427032	5351 07 3	TBS		195
5417439	5311 15 2	TBS		192	5420552	5317 20 7	TBS		193	5427094	5351 25 1	TBS		195
5417491	5311 20 9	TBS		192	5420552	5317 20 7	TBS		193	5427155	5351 28 6	TBS		195
5417552	5311 26 8	TBS		192	5893158	5317 20 8	TBS		193	5890652	5351 35 9	TBS		195
5816584	5311 41 0	TBS		191	5420613	5317 22 3	TBS		193	5890713	5351 37 5	TBS		195
5816591	5311 41 7	TBS		191	5420675	5317 25 8	TBS		193	5427216	5351 45 6	TBS		195
5417675	5311 50 0	TBS		191	5420736	5317 27 4	TBS		193	5427278	5351 47 2	TBS		195
5737063	5311 50 3	TBS		176	5420798	5317 40 1	TBS		193					
5417736	5311 51 9	TBS		191	5420859	5317 42 8	TBS		193	5427575	5400 15 5	TBS		178
5417798	5311 52 7	TBS		191	5420910	5317 45 2	TBS		193	5629054	5400 62 7	TBS		178
5835394	5311 53 0	TBS		172	5420972	5317 47 9	TBS		194					
5417859	5311 53 5	TBS		191	5850861	5317 48 1	TBS		193					
5417910	5311 55 1	TBS		191						6219339	5400 81 0	TBS		186
5835349	5311 55 4	TBS		172	5421030	5318 08 4	TBS		193	6219346	5400 81 2	TBS		186
5693789	5311 57 3	TBS		176	5421092	5318 14 9	TBS		193	6219353	5400 81 4	TBS		186
5466192	5311 58 5	TBS		176						6219360	5400 81 7	TBS		186
5925446	5311 59 0	TBS		191	5421276	5320 01 1	TBS		194					
5451990	5311 70 5	TBS		191	5421337	5320 05 4	TBS		195	5901334	5401 77 1	TBS		184
5452058	5311 71 3	TBS		191	5421511	5320 69 0	TBS		195	5427810	5401 80 1	TBS		184
					5421573	5320 70 4	TBS		195	5427872	5401 83 6	TBS		184
5417972	5312 03 5	TBS		192	6127504	5320 70 7	TBS		196	5898399	5401 85 2	TBS		184
5418030	5312 13 2	TBS		192	5421634	5320 71 2	TBS		195	5902119	5401 87 9	TBS		184
										5034810	5401 97 0	TBS		183
5418092	5312 31 0	TBS		179	5421870	5325 30 7	TBS		194	5105619	5401 98 0	TBS		183
5700869	5312 31 8	TBS		179	5421931	5325 31 5	TBS		194	5107774	5401 98 3	TBS		183
5418153	5312 34 5	TBS		179						5108672	5401 98 6	TBS		183
5893103	5312 34 6	TBS		179	5422419	5326 30 3	TBS		195	5108733	5401 98 9	TBS		183
5418214	5312 41 8	TBS		179	5422471	5326 31 1	TBS		195	5045359	5401 99 3	TBS		183
5418276	5312 44 2	TBS		179	5422532	5326 33 8	TBS		195	5050803	5401 99 5	TBS		183
5418337	5312 60 4	TBS		179						5428053	5402 10 7	TBS		184
5418399	5312 65 5	TBS		179	5422594	5327 07 5	VBS		84	5428176	5402 15 8	TBS		184
5893141	5312 65 6	TBS		179	5422655	5327 08 3	VBS		84	5428411	5402 80 8	TBS		184
5418573	5312 80 9	TBS		179	5422716	5327 10 5	VBS		84	5428473	5402 85 9	TBS		184
5418696	5312 90 6	TBS		179	5422778	5327 12 1	VBS		84					
5418757	5312 92 2	TBS		179						5674733	5402 86 4	TBS		185
5700876	5312 92 5	TBS		179	5453611	5328 20 9	TBS		192	5674740	5402 86 6	TBS		185
					5453673	5328 28 4	TBS		192	5674757	5402 86 8	TBS		185
5740537	5313 01 5	TBS		179						5674764	5402 87 0	TBS		185
5740476	5313 02 3	TBS		179	5423195	5329 07 8	TBS		192	5674795	5402 87 2	TBS		185
5543015	5313 03 1	TBS		179						5674801	5402 87 4	TBS		185
5806530	5313 06 6	TBS		179	5885573	5331 00 8	TBS		195	5674818	5402 87 6	TBS		185
					5423379	5331 01 3	TBS		195	5674825	5402 87 8	TBS		185
					5885580	5331 01 7	TBS		195	5674856	5402 88 0	TBS		185
					5423430	5331 50 1	TBS		195					
5418993	5314 03 8	TBS		192						5428534	5402 89 1	TBS		184
5419112	5314 13 5	TBS		192	5629115	5334 93 4	TBS		180	5897910	5402 95 6	TBS		184
					5959663	5334 94 2	TBS		180					
54														

Numeric directory

Structure of the GTIN: Country code **40**

Manufacturer code **1219**

Individual GTIN **5647589**

GTIN	Art. no.	PE	Price	Page	GTIN	Art. no.	PE	Price	Page	GTIN	Art. no.	PE	Price	Page
5738428	5403 10 0	TBS	/100 pc.	198	6036226	5408 80 0	TBS	/pc.	202	5650591	6000 05 4	KTS	/m	307
			/pc.		5542773	5408 80 6	TBS		202	5467700	6000 05 5	KTS		307
6095452	5403 10 1	TBS		198	5542834	5408 81 4	TBS		202	5467731	6000 05 6	KTS		307
6095469	5403 10 2	TBS		198	5770497	5408 82 0	TBS		202	5470724	6000 05 7	KTS		307
			/100 pc.		5004608	5408 84 9	TBS		202	5470731	6000 05 9	KTS		307
5070054	5403 10 3	TBS		184	5009733	5408 85 2	TBS		202	5624813	6000 06 0	KTS		249
5070061	5403 11 0	TBS		184	6219391	5408 86 8	TBS		203	5037149	6000 06 2	KTS		249
5070078	5403 11 7	TBS		184	6219407	5408 87 0	TBS		203	5037170	6000 06 3	KTS		249
5070085	5403 12 4	TBS		184	6219414	5408 88 8	TBS		185	5037187	6000 06 4	KTS		249
5548713	5403 20 0	TBS		184	6219421	5408 89 0	TBS		185	5037194	6000 06 6	KTS		249
5110637	5403 20 5	TBS		184	6219452	5408 90 2	TBS		185	5624820	6000 06 9	KTS		249
5548775	5403 21 9	TBS		184	6219469	5408 90 5	TBS		185	5037200	6000 07 1	KTS		249
5548898	5403 22 7	TBS		184	6219476	5408 91 0	TBS		185	5037231	6000 07 2	KTS		249
5548959	5403 23 5	TBS		184	6034314	5408 91 4	TBS		203	5037248	6000 07 3	KTS		249
5926320	5403 23 8	TBS		185	5859550	5408 93 0	TBS		185	5037255	6000 07 5	KTS		249
			/pc.		5859567	5408 93 2	TBS		185	5978077	6000 08 6	KTS		325
5034872	5403 30 8	TBS		183	5871613	5408 93 4	TBS		185	5360759	6000 08 7	KTS		325
5034933	5403 32 4	TBS		183	5871620	5408 93 6	TBS		185	5360766	6000 08 9	KTS		325
5613572	5403 33 0	TBS		184	5871668	5408 93 8	TBS		185	5360773	6000 09 0	KTS		325
5813903	5403 33 3	TBS		184	5871675	5408 94 0	TBS		185	5360780	6000 09 1	KTS		325
5670735	5403 33 5	TBS		184	5670056	5408 94 2	TBS		185					
			/100 pc.		5785330	5408 94 3	TBS		185	6317233	6001 04 0	KTS		249
			/pc.		5670063	5408 94 6	TBS		185	6317356	6001 04 4	KTS		249
5428657	5405 06 8	TBS		183	5785347	5408 94 7	TBS		185	6317479	6001 04 7	KTS		249
			price/100		5670070	5408 95 0	TBS		185	6323531	6001 05 0	KTS		249
5428718	5405 76 9	TBS		184	5670087	5408 95 2	TBS		185	6323838	6001 05 3	KTS		249
					5670094	5408 95 4	TBS		185	6324132	6001 05 6	KTS		249
5888123	5407 99 5	TBS		202	5849360	5408 95 5	TBS		185	6324439	6001 05 9	KTS		249
5888154	5407 99 7	TBS		202	5670100	5408 95 6	TBS		185	5430933	6001 07 0	KTS		307
					5849391	5408 95 7	TBS		185	6101290	6001 07 2	KTS		307
5674573	5408 00 2	TBS		202	5670117	5408 95 8	TBS		185	6101351	6001 07 4	KTS		307
5674627	5408 00 4	TBS		202	5849407	5408 95 9	TBS		185	6101412	6001 07 6	KTS		307
5854265	5408 00 6	TBS		202	5670124	5408 96 0	TBS		185	6101771	6001 07 8	KTS		307
			/pc.		5670131	5408 96 4	TBS		185	6102198	6001 08 0	KTS		307
6095346	5408 01 3	TBS		202	5802433	5408 96 6	TBS		185	6102259	6001 08 2	KTS		307
5674689	5408 02 2	TBS		202	5802440	5408 96 7	TBS		185	6102310	6001 08 5	KTS		307
5864172	5408 02 4	TBS		203	5670148	5408 96 8	TBS		185	5431046	6001 08 7	KTS		325
5674696	5408 02 6	TBS		204	5674931	5408 96 9	TBS		185	5166016	6001 08 8	KTS		325
5674702	5408 02 8	TBS		204	5674948	5408 97 1	TBS		185	5166023	6001 09 0	KTS		325
5871569	5408 03 1	TBS		203	5674979	5408 97 2	TBS		185	5166061	6001 09 1	KTS		325
5674719	5408 03 6	TBS		202	5674986	5408 97 3	TBS		185	5166078	6001 09 3	KTS		325
5674863	5408 04 3	TBS		203	5613329	5408 97 6	TBS		201	5166085	6001 09 5	KTS		325
5674870	5408 04 7	TBS		203	5613336	5408 97 8	TBS		201	5166122	6001 09 7	KTS		325
5674887	5408 04 9	TBS		203	5613343	5408 98 0	TBS		201	5166139	6001 09 9	KTS		325
5674726	5408 05 2	TBS		203	5613350	5408 98 2	TBS		201	5430940	6001 41 5	KTS		249
5674917	5408 05 4	TBS		203	5613367	5408 98 4	TBS		202	6814879	6001 41 6	KTS		249
5699668	5408 05 6	TBS		203	5613374	5408 98 6	TBS		202	6078912	6001 41 8	KTS		249
5813774	5408 05 8	TBS		204	5613381	5408 98 8	TBS		202	6814930	6001 42 0	KTS		249
			/100 pc.		5613411	5408 99 0	TBS		202	5045281	6001 42 1	KTS		249
5813781	5408 06 0	TBS		204	5613428	5408 99 2	TBS		202	6815050	6001 42 4	KTS		249
			/pc.		5613435	5408 99 4	TBS		202	6815111	6001 42 8	KTS		249
5872696	5408 06 4	TBS		203	5613442	5408 99 6	TBS		202	6815173	6001 43 2	KTS		249
5872702	5408 06 6	TBS		203						6815234	6001 43 6	KTS		249
5872740	5408 06 8	TBS		203	5428893	5410 09 6	TBS	/100 pc.	190	5430957	6001 44 1	KTS		249
5872757	5408 07 2	TBS		203	5429074	5410 30 4	TBS		190	6858552	6001 44 2	KTS		249
5872764	5408 07 4	TBS		203						6078974	6001 44 4	KTS		249
			/100 pc.		5429616	5412 60 9	TBS		190	6858613	6001 44 6	KTS		249
5674924	5408 10 1	TBS		201	5446415	5412 63 3	TBS		190	5045274	6001 44 7	KTS		249
			/pc.		5752356	5412 80 3	TBS		190	6858675	6001 44 8	KTS		249
5690733	5408 10 5	TBS		201	5752295	5412 81 1	TBS		190	6858736	6001 45 0	KTS		249
5613206	5408 10 7	TBS		201						6858798	6001 45 2	KTS		249
5613213	5408 10 8	TBS		201	5429678	5416 56 6	TBS		197	6858859	6001 45 4	KTS		249
5613220	5408 10 9	TBS		201									/pc.	250
5636731	5408 14 8	TBS		201						6352630	6001 92 0	KTS		250
5681496	5408 15 6	TBS		201						6352692	6001 93 9	KTS		250
5613237	5408 15 8	TBS		201						6352753	6001 94 7	KTS		250
5895817	5408 24 5	TBS		201	5900498	5420 00 8	TBS	/pc.	180	6352814	6001 95 5	KTS		250
5613244	5408 24 7	TBS		201	5629290	5420 01 6	TBS		180	6352876	6001 96 3	KTS		250
5895879	5408 29 6	TBS		201						6352937	6001 97 1	KTS		250
5613251	5408 29 8	TBS		201	5751571	5420 50 4	TBS	/100 pc.	178	6624799	6001 99 8	KTS		250
5674474	5408 35 0	TBS		201	5331575	5420 53 9	TBS		178					
5613268	5408 35 2	TBS		201						6001699	6002 21 8	KTS		250
5674412	5408 39 3	TBS		201	5430094	5424 10 0	TBS		184	6027248	6002 22 2	KTS		250
5613275	5408 39 5	TBS		201	5430216	5424 15 1	TBS		178	6001750	6002 22 6	KTS		250
5674351	5408 45 8	TBS		202	5430339	5424 20 8	TBS		178	6001811	6002 23 4	KTS		250
5674290	5408 50 4	TBS		201						6001873	6002 24 2	KTS		250
5613282	5408 50 6	TBS		201										

GTIN	Art. no.	PE	Price	Page	GTIN	Art. no.	PE	Price	Page	GTIN	Art. no.	PE	Price	Page
5456230	6002 37 0	KTS	/pc.	250	6151219	6006 45 5	KTS	/m	249	6358632	6013 38 4	KTS	/m	280
5456247	6002 37 2	KTS		250	6151578	6006 45 6	KTS		249	6358694	6013 39 2	KTS		280
5456254	6002 37 4	KTS		250	6151936	6006 45 7	KTS		249	6011230	6013 40 6	KTS		280
5456261	6002 37 6	KTS		250	6152292	6006 45 8	KTS		249	6011292	6013 41 4	KTS		280
5456278	6002 37 8	KTS		250	5480419	6006 46 8	KTS		249	6011353	6013 42 2	KTS		280
5456292	6002 38 2	KTS		250				/pc.		6011414	6013 43 0	KTS		280
5456308	6002 38 4	KTS		250	6933259	6006 48 6	KTS		29	6011476	6013 44 9	KTS		280
					6933310	6006 48 7	KTS		252	6011537	6013 45 7	KTS		280
6020270	6002 40 2	KTS	/m	250	6933372	6006 48 8	KTS		308	6011599	6013 46 5	KTS		280
6020393	6002 40 4	KTS		250	6933433	6006 48 9	KTS		308	6011650	6013 47 3	KTS		280
6020515	6002 40 6	KTS		250						6011711	6013 48 1	KTS		280
6020638	6002 40 8	KTS		250						6011773	6013 48 8	KTS		280
6020751	6002 41 0	KTS		250	6355518	6007 20 1	VBS		279	6011834	6013 85 6	KTS		280
6020997	6002 41 5	KTS		250	6005895	6007 22 8	VBS		279	6011896	6013 86 4	KTS		280
6021116	6002 41 7	KTS		250	6005956	6007 23 6	VBS		279	6011957	6013 87 2	KTS		280
6021239	6002 43 1	KTS		250	6006014	6007 24 4	VBS		90	6012015	6013 88 0	KTS		280
6021352	6002 43 3	KTS		250	6006076	6007 25 2	VBS		90	6012077	6013 89 9	KTS		280
6021475	6002 43 5	KTS		250	6006137	6007 26 0	VBS		90	6012138	6013 90 2	KTS		280
6021598	6002 43 7	KTS		250	6006199	6007 27 9	VBS		90					
6021710	6002 43 9	KTS		250	6006250	6007 28 7	VBS		90					
6021956	6002 44 3	KTS		250	6006311	6007 29 5	VBS		90					
6022076	6002 44 5	KTS		250	6006373	6007 30 9	VBS		90					
5149620	6002 45 1	KTS		307	6006434	6007 31 7	VBS		90	6012312	6015 17 4	KTS	/pc.	255
5422624	6002 45 5	KTS		307										
5149637	6002 45 7	KTS		307						6421695	6015 22 0	KTS		252
5149644	6002 46 0	KTS		307	5439448	6007 49 6	KTS	/pair	279	5649786	6015 22 4	KTS		252
5149675	6002 46 3	KTS		307	5439479	6007 49 8	KTS		91	5928720	6015 22 8	KTS		326
5149682	6002 46 6	KTS		307						6421572	6015 23 9	KTS		252
5771586	6002 46 9	KTS		307						5928737	6015 24 3	KTS		252
5874904	6002 47 5	KTS		325	6007097	6008 04 6	KTS	/pc.	280	5928744	6015 24 5	KTS		326
5874911	6002 47 6	KTS		325	6007158	6008 05 4	KTS		280	6421510	6015 24 7	KTS		252
5874928	6002 47 7	KTS		325	6007219	6008 06 2	KTS		280	6942619	6015 25 5	KTS		252
5874959	6002 47 9	KTS		325	6007271	6008 07 0	KTS		280	6942671	6015 26 1	KTS		326
5874966	6002 48 1	KTS		325	6007332	6008 08 9	KTS		280					
5874973	6002 48 2	KTS		325	6007394	6008 09 7	KTS		280	6421398	6015 26 3	KTS		252
5874980	6002 48 3	KTS		325	6007455	6008 10 0	KTS		280	6785353	6015 27 1	KTS		252
5875017	6002 48 5	KTS		325	6007516	6008 11 9	KTS		280	6965847	6015 27 6	KTS		252
					6007578	6008 12 7	KTS		280	6965908	6015 27 8	KTS		252
					6629718	6008 22 4	KTS		280	6937394	6015 28 0	KTS		326
5872887	6003 75 0	KTS	/100 pc.	253	6356058	6008 23 2	KTS		280					
5872894	6003 75 4	KTS		253	6007639	6008 24 0	KTS		280	5851844	6015 32 2	KTS		209
5872900	6003 75 8	KTS		253	6007691	6008 25 9	KTS		280	5851868	6015 32 4	KTS		209
					6007752	6008 26 7	KTS		280	5851875	6015 32 6	KTS		299
6002955	6003 81 8	KTS	/m	252	5612766	6008 26 9	KTS		280	5851882	6015 32 8	KTS		319
					6007813	6008 27 5	KTS		280					
6003013	6003 85 0	KTS	/pc.	253	5612773	6008 27 7	KTS		280	6608539	6015 33 6	KTS		252
6003075	6003 86 9	KTS		253	6007875	6008 28 3	KTS		280	6951970	6015 33 8	KTS		252
					5612780	6008 28 5	KTS		280	6952038	6015 34 0	KTS		308
6049448	6003 87 1	KTS		307	6007936	6008 29 1	KTS		280					
6049561	6003 87 3	KTS		308	5612797	6008 29 3	KTS		280	5938682	6015 34 5	BSS		370
6049806	6003 87 7	KTS		307	6007998	6008 30 5	KTS		280					
6049929	6003 87 9	KTS		308	6008056	6008 31 3	KTS		280	5696582	6015 35 0	KTS		291
6079889	6003 88 0	KTS		218	6008117	6008 32 1	KTS		280	6608591	6015 36 0	KTS		210
6079896	6003 88 4	KTS		218						6608652	6015 37 9	KTS		210
6079902	6003 88 8	KTS		218						6940875	6015 40 0	KTS		252
6079919	6003 89 2	KTS		218						6940936	6015 40 2	KTS		252
										6940998	6015 40 4	KTS		252
										6941056	6015 40 6	KTS		252
										6941117	6015 40 8	KTS		252
										6952090	6015 41 8	KTS		252
										6952151	6015 41 9	KTS		252
										6952212	6015 42 0	KTS		252
										6952274	6015 42 1	KTS		252
										6952335	6015 42 2	KTS		252
										6649990	6015 42 5	KTS		252
5686392	6005 52 0	KTS	/m	254						6650057	6015 43 3	KTS		252
5686408	6005 52 3	KTS		254	6146116	6010 46 6	KTS		278	6746118	6015 50 6	KTS		209
5686415	6005 52 6	KTS		254	6146178	6010 47 4	KTS		278	6746170	6015 51 4	KTS		209
5686422	6005 52 9	KTS		254	6146239	6010 48 2	KTS		278	6746231	6015 52 2	KTS		209
5686439	6005 53 5	KTS		254	6146291	6010 49 0	KTS		278	6746293	6015 53 0	KTS		209
5686446	6005 53 8	KTS		254	6168859	6010 50 4	KTS		278	6746354	6015 54 9	KTS		209
5686453	6005 54 1	KTS		254	6168798	6010 51 2	KTS		278	5239154	6015 55 2	KTS		209
5686460	6005 54 4	KTS		254	6168736	6010 52 0	KTS		278	5239161	6015 55 5	KTS		209
5686477	6005 55 0	KTS		307	6168675	6010 53 9	KTS		278	6785414	6015 56 5	KTS		209
5686484	6005 55 3	KTS		307	6168613	6010 54 7	KTS		278	6785476	6015 57 3	KTS		209
5686491	6005 55 6	KTS		307	6168552	6010 55 5	KTS		278	6785537	6015 58 1	KTS		209
5686507	6005 55 9	KTS		307	6168491	6010 56 3	KTS		278	6785599	6015 60 3	KTS		209
5771593	6005 56 5	KTS		325	5433965	6010 62 0	KTS		277	6785650	6015 61 1	KTS		209
5771609	6005 56 8	KTS		325	5433972	6010 62 2	KTS		277	5239208	6015 61 4	KTS		209
5771647	6005 57 1	KTS		325	5433989	6010 62 4	KTS		277	5239215	6015 61 7	KTS		209
5771654	6005 57 4	KTS		325	54									

Numeric directory

Structure of the GTIN: Country code **40**

Manufacturer code **1219**

Individual GTIN **5647589**

GTIN	Art. no.	PE	Price	Page	GTIN	Art. no.	PE	Price	Page	GTIN	Art. no.	PE	Price	Page
6042845	6015 64 8	KTS	/pc.	210	6082773	6018 50 9	KTS	/pc.	320	6023837	6023 00 2	LFS	/pc.	408
6961580	6015 65 4	KTS		209	6229154	6018 51 3	KTS		212	6023950	6023 02 9	LFS		409
6042968	6015 65 6	KTS		210	5706007	6018 51 7	KTS		299	6024070	6023 04 5	LFS		410
6279371	6015 65 8	KTS		209	5618454	6018 52 0	KTS		319	6024193	6023 06 1	LFS		411
6043088	6015 66 0	KTS		210	6014415	6018 96 3	KTS		217				/m	
6961641	6015 66 2	KTS		209						6024315	6023 09 6	LFS		413
6043200	6015 66 4	KTS		210	6014477	6019 06 4	KTS		216	6024377	6023 11 8	LFS		413
6961702	6015 67 0	KTS		209	6014538	6019 52 8	KTS		217				/pc.	
6043323	6015 67 2	KTS		210	6014590	6019 56 0	KTS		214	6024438	6023 12 6	LFS		411
6961764	6015 68 9	KTS		209	6014651	6019 58 7	KTS		314	6024551	6023 14 2	LFS		407
6043446	6015 69 1	KTS		210						6024919	6023 20 7	LFS		413
5239222	6015 69 3	KTS		209	6014712	6019 61 7	KTS		277	6025039	6023 22 3	LFS		408
5239260	6015 69 5	KTS		210	6014774	6019 66 8	KTS		314	6025459	6023 31 2	LFS		406
5239277	6015 69 7	KTS		209						6025572	6023 33 9	LFS		407
5239284	6015 69 9	KTS		210	6014835	6019 70 6	KTS		214					
			/m											
6012671	6016 20 0	KTS		308										
6012732	6016 23 5	KTS		308	6362530	6020 80 1	LFS	/m	434					
6012794	6016 25 1	KTS		308										
5891352	6016 25 3	KTS		308	6016273	6020 88 7	LFS		406					
5891369	6016 25 5	KTS		308	6016334	6020 89 5	LFS		407					
			/pc.		6016396	6020 90 9	LFS		407					
6012855	6016 27 8	KTS		309										
6012916	6016 30 8	KTS		309	6016877	6021 01 8	LFS		407					
6013036	6016 42 1	KTS		251	6016990	6021 03 4	LFS		407					
5863014	6016 44 3	KTS		251										
5863021	6016 44 5	KTS		308	6017171	6021 09 3	LFS	/pc.	407					
6013098	6016 52 9	KTS		309	6017652	6021 19 0	LFS		407					
6518111	6016 54 5	KTS		250	6018253	6021 33 6	LFS		407					
6518050	6016 55 3	KTS		250	6018857	6021 49 2	LFS		406					
6517992	6016 56 1	KTS		250	6018918	6021 50 6	LFS		407					
6520510	6016 59 6	KTS		250	6018970	6021 51 4	LFS		407					
6013159	6016 63 4	KTS		251	6019212	6021 69 7	LFS		406					
6013210	6016 64 2	KTS		307	6019274	6021 70 0	LFS		407					
6120079	6016 64 8	KTS		325	6019335	6021 71 9	LFS		406					
5980698	6016 66 5	KTS		251	6019397	6021 72 7	LFS		407					
5694052	6016 67 4	KTS		251	6019458	6021 73 5	LFS		406					
5694069	6016 67 6	KTS		307	6019519	6021 74 3	LFS		407					
6052578	6016 68 0	KTS		250									/m	
6054251	6016 68 4	KTS		250	6019816	6021 84 0	LFS		409					
6054312	6016 68 8	KTS		307	6019878	6021 85 9	LFS		410					
5304111	6016 69 4	KTS		251	6019939	6021 86 7	LFS		410					
5304128	6016 69 6	KTS		251	6019991	6021 87 5	LFS		411					
6307876	6016 71 5	KTS		251	6637577	6021 88 3	LFS		410					
6013272	6016 72 3	KTS		251	6638956	6021 89 1	LFS		409					
6013333	6016 73 1	KTS		308	6020119	6021 91 3	LFS		408					
6120253	6016 76 4	KTS		325	6020171	6021 94 8	LFS		408					
6013395	6016 82 0	KTS		251										
6013456	6016 83 9	KTS		307	6020232	6022 00 6	LFS		408				/m	
7261436	6016 85 5	KTS		251	6020294	6022 01 4	LFS		409					402
6120437	6016 85 9	KTS		325	6020355	6022 02 2	LFS		410					402
					6637515	6022 03 0	LFS		410					402
6307937	6017 03 7	KTS		251	6020416	6022 04 9	LFS		410					
6013579	6017 04 5	KTS		307	6638895	6022 05 7	LFS		409					
6013630	6017 06 1	KTS		251	6020478	6022 06 5	LFS		411					
6120499	6017 09 2	KTS		325									/pc.	
					6020539	6022 07 3	LFS		408					402
6295630	6017 13 4	KTS		310	6020713	6022 11 1	LFS		408					402
					6020836	6022 14 6	LFS		409					403
6013692	6017 32 0	KTS		255	6020959	6022 16 2	LFS		410					403
6013753	6017 33 9	KTS		308	6021079	6022 18 9	LFS		410					406
6013814	6017 34 7	KTS		255	6021130	6022 19 7	LFS		411					406
6013876	6017 35 5	KTS		255	6021253	6022 21 9	LFS		408					406
6326112	6017 37 1	KTS		251	6021376	6022 23 5	LFS		409					408
			/m		6021499	6022 25 1	LFS		410					
6013937	6017 42 8	KTS		255	6021611	6022 28 6	LFS		410					411
6013999	6017 43 6	KTS		255	6021673	6022 29 4	LFS		411					411
6014057	6017 44 4	KTS		255	6021796	6022 31 6	LFS		408					412
6295692	6017 45 2	KTS		255	6021918	6022 33 2	LFS		409					412
6014118	6017 46 0	KTS		255	6022038	6022 35 9	LFS		410					412
			/pc.		6022151	6022 37 5	LFS		411					412
6931330	6017 70 0	KTS		253	6022212	6022 38 3	LFS		408					412
5848264	6017 71 0	KTS		252	6022274	6022 39 1	LFS		411					412
5848271	6017 71 1	KTS		252	6022519	6022 44 8	LFS		408					404
5848288	6017 71 2	KTS		252	6022694	6022 49 9	LFS		408					404
5848295	6017 71 3	KTS		252	6022755	6022 50 2	LFS		408					404
5903468	6017 71 4	KTS		252	6022816	6022 52 9	LFS		410					404
5903475	6017 71 5	KTS		252	6022878	6022 54 5	LFS		411					404
					6022939	6022 56 1	LFS		411					404
					6022991	6022 58 8	LFS		409					405
6014231	6018 30 0	KTS		216									/m	
6014293	6018 37 8	KTS		214	6023295	6022 71 5	LFS		414					405
6014354	6018 40 8	KTS		300	6023417	6022 75 8	LFS		414					405
6446896	6018 50 5	KTS		213										405

GTIN	Art. no.	PE	Price	Page
			/m	
6667635	6026 84 2	LFS		405
6640874	6026 85 0	LFS		405
6640935	6026 86 9	LFS		405
6030675	6026 98 2	LFS		413
6030736	6026 99 0	LFS		413
6667697	6027 01 6	LFS		406
6667758	6027 02 4	LFS		406
6667819	6027 03 2	LFS		407
6667871	6027 04 0	LFS		407
6667994	6027 10 5	LFS		408
6668052	6027 11 3	LFS		408
6668113	6027 12 1	LFS		409
6668175	6027 14 8	LFS		410
6668236	6027 15 6	LFS		410
6668298	6027 16 4	LFS		410
6668359	6027 17 2	LFS		411
6668410	6027 18 0	LFS		409
6668472	6027 22 9	LFS		411
6668533	6027 23 7	LFS		412
6668595	6027 24 5	LFS		412
6668656	6027 25 3	LFS		412
6669257	6028 15 2	LFS		414
6773893	6028 18 7	LFS		414
6628216	6028 40 3	LFS	/pc.	401
6628278	6028 41 1	LFS		401
6379392	6040 40 3	KTS		245
6379453	6040 43 8	KTS		245
6379514	6040 44 6	KTS		245
5992141	6040 48 0	KTS		232
5992158	6040 48 2	KTS		232
5992165	6040 48 4	KTS		232
5992172	6040 48 6	KTS		232
5992189	6040 48 8	KTS		232
5992196	6040 49 0	KTS		232
5992202	6040 49 2	KTS		232
5992219	6040 50 0	KTS		232
5992226	6040 50 2	KTS		232
5992233	6040 50 4	KTS		232
5992240	6040 50 6	KTS		232
5992257	6040 50 8	KTS		232
5992264	6040 51 0	KTS		232
5992271	6040 51 2	KTS		232
5992288	6040 52 0	KTS		304
5992295	6040 52 2	KTS		304
5992301	6040 52 4	KTS		304
5992318	6040 52 6	KTS		304
5992325	6040 52 8	KTS		304
5992332	6040 53 0	KTS		304
5992349	6040 53 2	KTS		304
5992356	6040 54 0	KTS		323
5992363	6040 54 2	KTS		323
5992370	6040 54 4	KTS		323
5992387	6040 54 6	KTS		323
5992394	6040 54 8	KTS		323
5992400	6040 55 0	KTS		323
5992417	6040 55 2	KTS		323
5992424	6040 58 0	KTS		235
5992462	6040 58 2	KTS		235
5992479	6040 58 4	KTS		235
5992493	6040 58 6	KTS		235
5992509	6040 58 8	KTS		235
5992516	6040 59 0	KTS		235
5992523	6040 59 2	KTS		235
5992530	6040 60 0	KTS		235
5992547	6040 60 2	KTS		235
5992554	6040 60 4	KTS		235
5992561	6040 60 6	KTS		235
5992578	6040 60 8	KTS		235
5992585	6040 61 0	KTS		235
5992592	6040 61 2	KTS		235
5992745	6040 68 0	KTS		238
5992752	6040 68 2	KTS		238
5992769	6040 68 4	KTS		238
5992776	6040 68 6	KTS		238
5992783	6040 68 8	KTS		238
5992790	6040 69 0	KTS		238
5992806	6040 69 2	KTS		238
5992813	6040 70 0	KTS		238
5992820	6040 70 2	KTS		238
5992837	6040 70 4	KTS		238

GTIN	Art. no.	PE	Price	Page
			/pc.	
5992844	6040 70 6	KTS		238
5992851	6040 70 8	KTS		238
5992868	6040 71 0	KTS		238
5992875	6040 71 2	KTS		238
5992882	6040 72 0	KTS		305
5992905	6040 72 4	KTS		305
5992912	6040 72 6	KTS		305
5992929	6040 72 8	KTS		305
5992936	6040 73 0	KTS		305
5992943	6040 73 2	KTS		305
6040544	6040 76 0	KTS		242
6040551	6040 76 2	KTS		242
6040599	6040 76 4	KTS		242
6040605	6040 76 6	KTS		242
6040629	6040 76 8	KTS		242
6040674	6040 77 0	KTS		242
6040711	6040 77 2	KTS		242
6040728	6040 78 0	KTS		242
6040742	6040 78 2	KTS		242
6040797	6040 78 4	KTS		242
6040834	6040 78 6	KTS		242
6040841	6040 78 8	KTS		242
6040865	6040 79 0	KTS		242
6040896	6040 79 2	KTS		242
6040902	6040 80 0	KTS		306
6040919	6040 80 2	KTS		306
6040988	6040 80 4	KTS		306
6041015	6040 80 6	KTS		306
6041022	6040 80 8	KTS		306
6041039	6040 81 0	KTS		306
6041107	6040 81 2	KTS		306
6041138	6040 82 0	KTS		324
6041145	6040 82 2	KTS		324
6041152	6040 82 4	KTS		324
6041220	6040 82 6	KTS		324
6041251	6040 82 8	KTS		324
6041268	6040 83 0	KTS		324
6041275	6040 83 2	KTS		324
5877615	6041 00 0	KTS		229
5881285	6041 00 2	KTS		229
5881315	6041 00 4	KTS		229
5881322	6041 01 0	KTS		229
5881339	6041 01 2	KTS		229
5881346	6041 01 4	KTS		229
5881353	6041 02 0	KTS		229
5881513	6041 02 2	KTS		229
5881520	6041 02 4	KTS		229
5915386	6041 03 0	KTS		229
5915423	6041 03 2	KTS		229
5915713	6041 03 4	KTS		229
5881537	6041 04 0	KTS		232
5881544	6041 04 2	KTS		232
5881551	6041 04 4	KTS		232
5881568	6041 04 6	KTS		232
5881575	6041 04 8	KTS		232
5881582	6041 05 0	KTS		232
5881599	6041 05 2	KTS		232
5881605	6041 06 0	KTS		232
5881612	6041 06 2	KTS		232
5881629	6041 06 4	KTS		232
5881636	6041 06 6	KTS		232
5881643	6041 06 8	KTS		232
5881650	6041 07 0	KTS		232
5881667	6041 07 2	KTS		232
5881674	6041 08 0	KTS		304
5881681	6041 08 2	KTS		304
5881698	6041 08 4	KTS		304
5881704	6041 08 6	KTS		304
5881711	6041 08 8	KTS		304
5881728	6041 09 0	KTS		304
5881735	6041 09 2	KTS		304
5881742	6041 10 0	KTS		323
5881759	6041 10 2	KTS		323
5881766	6041 10 4	KTS		323
5881773	6041 10 6	KTS		323
5881780	6041 10 8	KTS		323
5881797	6041 11 0	KTS		323
5881803	6041 11 2	KTS		323
5881810	6041 13 0	KTS		232
5881827	6041 13 2	KTS		232
5881834	6041 13 4	KTS		232
5881841	6041 13 6	KTS		232
5881858	6041 13 8	KTS		232
5881865	6041 14 0	KTS		232

GTIN	Art. no.	PE	Price	Page
			/pc.	
5881872	6041 14 2	KTS		232
5881889	6041 15 0	KTS		232
5881896	6041 15 2	KTS		232
5881902	6041 15 4	KTS		232
5881919	6041 15 6	KTS		232
5881926	6041 15 8	KTS		232
5881933	6041 16 0	KTS		232
5881940	6041 16 2	KTS		232
5881957	6041 18 0	KTS		304
5878285	6041 18 2	KTS		304
5878322	6041 18 4	KTS		304
5878339	6041 18 6	KTS		304
5878346	6041 18 8	KTS		304
5878384	6041 19 0	KTS		304
5878391	6041 19 2	KTS		304
5878407	6041 20 0	KTS		323
5878445	6041 20 2	KTS		323
5878452	6041 20 4	KTS		323
5878469	6041 20 6	KTS		323
5878506	6041 20 8	KTS		323
5878513	6041 21 0	KTS		323
5878520	6041 21 2	KTS		323
5878568	6041 23 0	KTS		232
5878575	6041 23 2	KTS		232
5878582	6041 23 4	KTS		232
5878629	6041 23 6	KTS		232
5878636	6041 23 8	KTS		232
5878643	6041 24 0	KTS		232
5878681	6041 24 2	KTS		232
5878698	6041 25 0	KTS		232
5878704	6041 25 2	KTS		232
5878742	6041 25 4	KTS		232
5878759	6041 25 7	KTS		232
5878766	6041 25 9	KTS		232
5878773	6041 26 1	KTS		232
5878780	6041 26 3	KTS		232
5878797	6041 27 0	KTS		305
5878803	6041 27 1	KTS		305
5878810	6041 27 5	KTS		305
5878827	6041 27 7	KTS		305
5878834	6041 27 9	KTS		305
5878841	6041 28 2	KTS		305
5878858	6041 28 4	KTS		305
5878865	6041 29 0	KTS		323
5878872	6041 29 2	KTS		323
5878889	6041 29 4	KTS		323
5878926	6041 29 6	KTS		323
5878933	6041 29 8	KTS		323
5878940	6041 30 0	KTS		323
5878988	6041 30 3	KTS		323
5878995	6041 32 0	KTS		232
5879008	6041 32 2	KTS		232
5879046	6041 32 4	KTS		232
5879053	6041 32 6	KTS		232
5879060	6041 32 8	KTS		232
5879107	6041 33 0	KTS		232
5879114	6041 33 2	KTS		232
5879121	6041 34 0	KTS		232
5879169	6041 34 2	KTS		232
5879176	6041 34 4	KTS		232
5879183	6041 34 8	KTS		232
5879220	6041 35 0	KTS		232

Numeric directory

Structure of the GTIN: Country code **40**

Manufacturer code **1219**

Individual GTIN **5647589**

GTIN	Art. no.	PE	Price	Page	GTIN	Art. no.	PE	Price	Page	GTIN	Art. no.	PE	Price	Page
5879657	6041 43 0	KTS	/pc.	235	5880806	6041 88 4	KTS	/pc.	305	5706755	6045 85 2	KTS	/m	292
5895770	6041 43 1	KTS		235	5880813	6041 88 6	KTS		305	5706762	6045 85 4	KTS		292
5879664	6041 43 2	KTS		235	5880820	6041 88 8	KTS		305	5706779	6045 85 6	KTS		292
5879701	6041 43 4	KTS		235	5880837	6041 89 0	KTS		305	5706786	6045 85 8	KTS		292
5879718	6041 43 6	KTS		235	5882039	6041 92 0	KTS		239	5706793	6045 86 0	KTS		292
5879725	6041 43 8	KTS		235	5896067	6041 92 1	KTS		239	5706809	6045 86 2	KTS		292
5879756	6041 44 0	KTS		235	5882046	6041 92 2	KTS		239	5706830	6045 86 4	KTS		292
5879886	6041 49 0	KTS		235	5882053	6041 92 4	KTS		239	6561971	6045 95 2	KTS		291
5895800	6041 49 1	KTS		235	5882060	6041 92 6	KTS		239	6562039	6045 96 0	KTS		291
5879893	6041 49 2	KTS		235	5882077	6041 92 8	KTS		239	6562091	6045 97 9	KTS		291
5879909	6041 49 4	KTS		235	5882084	6041 93 0	KTS		239	6562213	6045 99 5	KTS		291
5879947	6041 49 6	KTS		235	5882091	6041 94 0	KTS		239					
5879954	6041 49 8	KTS		235	5896074	6041 94 1	KTS		239	6562275	6046 00 2	KTS		291
5879961	6041 50 0	KTS		235	5882107	6041 94 2	KTS		239	6562398	6046 02 9	KTS		291
5879978	6041 51 0	KTS		235	5882114	6041 94 4	KTS		239					
5895831	6041 51 1	KTS		235	5882121	6041 94 6	KTS		239					
5879985	6041 51 2	KTS		235	5882152	6041 94 8	KTS		239	5390848	6047 41 7	KTS		229
5879992	6041 51 4	KTS		235	5882169	6041 95 0	KTS		239	5390855	6047 43 3	KTS		229
5880004	6041 51 6	KTS		235	5882176	6041 96 0	KTS		305	5390862	6047 46 0	KTS		229
5880011	6041 51 8	KTS		235	5882183	6041 96 2	KTS		305	5390879	6047 61 1	KTS		231
5880028	6041 52 0	KTS		235	5882190	6041 96 4	KTS		305	5903895	6047 61 2	KTS		231
5880851	6041 57 0	KTS		236	5882206	6041 96 6	KTS		305	5706083	6047 61 3	KTS		303
5895862	6041 57 1	KTS		236	5882213	6041 96 8	KTS		305	5706113	6047 61 4	KTS		322
5880868	6041 57 2	KTS		236	5882220	6041 97 0	KTS		305	5391197	6047 63 0	KTS		231
5880875	6041 57 4	KTS		236						5903901	6047 63 1	KTS		231
5880882	6041 57 6	KTS		236	5882336	6042 01 0	KTS		239	5706120	6047 63 2	KTS		303
5880899	6041 57 8	KTS		236	5896104	6042 01 1	KTS		239	5706137	6047 63 3	KTS		322
5880905	6041 58 0	KTS		236	5882343	6042 01 2	KTS		239	5391203	6047 63 8	KTS		231
5880912	6041 59 0	KTS		236	5882350	6042 01 4	KTS		239	5903932	6047 63 9	KTS		231
5895893	6041 59 1	KTS		236	5882367	6042 01 8	KTS		239	5706144	6047 64 0	KTS		303
5880929	6041 59 2	KTS		236	5882404	6042 02 0	KTS		239	5706175	6047 64 1	KTS		322
5880967	6041 59 4	KTS		236	5882411	6042 02 2	KTS		239	5391210	6047 65 4	KTS		231
5880974	6041 59 6	KTS		236	5882428	6042 03 0	KTS		239	5903949	6047 65 5	KTS		231
5880981	6041 59 8	KTS		236	5896135	6042 03 2	KTS		239	5706182	6047 65 6	KTS		303
5881025	6041 60 0	KTS		236	5882466	6042 03 4	KTS		239	5706199	6047 65 7	KTS		322
5881278	6041 66 0	KTS		236	5882473	6042 03 6	KTS		239	5391227	6047 68 9	KTS		231
5895923	6041 66 1	KTS		236	5882480	6042 03 8	KTS		239	5903956	6047 69 0	KTS		231
5881360	6041 66 2	KTS		236	5882527	6042 04 0	KTS		239	5706205	6047 69 1	KTS		303
5881377	6041 66 4	KTS		236	5882534	6042 04 2	KTS		239	5706236	6047 69 2	KTS		322
5881384	6041 66 6	KTS		236	5882541	6042 05 0	KTS		305	5391234	6047 71 9	KTS		231
5881391	6041 66 8	KTS		236	5882558	6042 05 2	KTS		305	5903963	6047 72 0	KTS		231
5881407	6041 67 0	KTS		236	5882565	6042 05 4	KTS		305	5706243	6047 72 1	KTS		303
5881414	6041 68 0	KTS		236	5882572	6042 05 6	KTS		305	5706250	6047 72 2	KTS		322
5895930	6041 68 1	KTS		236	5882589	6042 06 0	KTS		305	5391241	6047 73 5	KTS		231
5881421	6041 68 2	KTS		236	5882596	6042 06 2	KTS		305	5903994	6047 73 6	KTS		231
5881438	6041 68 4	KTS		236	6990382	6042 91 0	KTS		234	5706267	6047 73 7	KTS		303
5881445	6041 68 6	KTS		236						5706298	6047 73 8	KTS		322
5881452	6041 68 8	KTS		236	6050116	6043 03 8	KTS		230					
5881469	6041 69 0	KTS		236	6050178	6043 06 2	KTS		234	6146826	6049 18 1	KTS		246
5880141	6041 75 0	KTS		238	6050475	6043 21 6	KTS		245	6146857	6049 18 3	KTS		246
5895961	6041 75 1	KTS		238	6050536	6043 22 4	KTS		245	6146864	6049 18 5	KTS		246
5880189	6041 75 2	KTS		238	6050598	6043 23 2	KTS		245	6146871	6049 18 7	KTS		246
5880196	6041 75 4	KTS		238						6146888	6049 18 9	KTS		246
5880202	6041 75 6	KTS		238	6147663	6044 56 1	KTS		246	6146918	6049 19 1	KTS		246
5880240	6041 75 8	KTS		238	6147694	6044 56 3	KTS		246					
5880257	6041 76 0	KTS		238	6147700	6044 56 5	KTS		246	6147878	6049 25 0	KTS	/100 pc.	246
5880264	6041 78 0	KTS		238	6147717	6044 56 7	KTS		246				/m	
5895978	6041 78 1	KTS		238	6147724	6044 56 9	KTS		246	6147816	6049 25 2	KTS		246
5880295	6041 78 2	KTS		238	6147755	6044 57 1	KTS		246				/pc.	
5880301	6041 78 4	KTS		238						6147786	6049 25 6	KTS		246
5880318	6041 78 6	KTS		238									/m	
5880325	6041 78 8	KTS		238						6147885	6049 25 9	KTS		246
5880356	6041 79 0	KTS		238	6053650	6045 05 7	KTS		291				/pc.	
5880363	6041 80 0	KTS		305	6053711	6045 07 3	KTS		291	6146925	6049 26 1	KTS		246
5880370	6041 80 2	KTS		305	6053773	6045 10 3	KTS		291	6146932	6049 26 3	KTS		246
5880387	6041 80 4	KTS		305	6053834	6045 13 8	KTS		291	6146949	6049 26 5	KTS		246
5880417	6041 80 6	KTS		305	6053896	6045 15 4	KTS		291	6146970	6049 26 7	KTS		246
5880424	6041 80 8	KTS		305	6053957	6045 20 0	KTS		291	6146987	6049 26 9	KTS		246
5880431	6041 81 0	KTS		305	6054015	6045 25 1	KTS		291	6146994	6049 27 1	KTS		246
5880547	6041 84 0	KTS		238	6054077	6045 30 8	KTS		291					
5896029	6041 84 1	KTS		238	6381975	6045 70 7	KTS		291					
5880554	6041 84 2	KTS		238	6382033	6045 71 5	KTS		291					
5880561	6041 84 4	KTS		238	6382095	6045 72 3	KTS		291				/m	
5880578	6041 84 6	KTS		238	6382217	6045 75 8	KTS		291	6057559	6050 36 0	KTS		288
5880585	6041 84 8	KTS		238	6382279	6045 76 6	KTS		291	6936137	6050 37 0	KTS		288
5880592	6041 85 0	KTS		238	6382330	6045 77 4	KTS							

GTIN	Art. no.	PE	Price	Page
			/m	
6219698	6051 21 0	KTS		327
6219704	6051 21 2	KTS		327
6219711	6051 21 4	KTS		327
6219728	6051 21 6	KTS		327
6219759	6051 21 8	KTS		327
6179824	6051 22 2	KTS		264
6179855	6051 22 4	KTS		264
6179862	6051 22 6	KTS		264
6179879	6051 22 8	KTS		264
6179886	6051 23 0	KTS		264
6385577	6052 02 9	KTS		242
6057856	6052 05 3	KTS		242
6029655	6052 05 6	KTS		242
6057979	6052 09 6	KTS		242
6029716	6052 10 3	KTS		242
6058099	6052 15 0	KTS		242
6030019	6052 15 3	KTS		242
6058150	6052 20 7	KTS		242
6030071	6052 21 0	KTS		242
6058273	6052 30 4	KTS		242
6031399	6052 30 7	KTS		242
6058396	6052 40 1	KTS		242
6031511	6052 40 5	KTS		242
6058518	6052 50 9	KTS		242
6031634	6052 51 2	KTS		242
6058754	6052 60 6	KTS		242
6031757	6052 60 9	KTS		242
6657490	6052 64 0	KTS		242
6657551	6052 64 3	KTS		242
6657612	6052 64 7	KTS		242
6657674	6052 65 0	KTS		242
6336678	6052 65 6	KTS		242
6336739	6052 66 2	KTS		242
6336791	6052 66 8	KTS		242
6336913	6052 67 4	KTS		242
6038718	6052 70 0	KTS		242
6038770	6052 70 3	KTS		242
6038831	6052 70 6	KTS		242
6038893	6052 70 9	KTS		242
6038954	6052 71 2	KTS		242
6039012	6052 71 5	KTS		242
6039074	6052 71 8	KTS		242
6039197	6052 72 4	KTS		242
5078784	6052 75 0	KTS		246
5078814	6052 75 2	KTS		246
5078821	6052 75 5	KTS		246
5078838	6052 75 7	KTS		246
5078845	6052 75 9	KTS		246
5078968	6052 76 1	KTS		246
5078999	6052 76 3	KTS		246
6031818	6052 82 1	KTS		306
6031931	6052 82 4	KTS		306
6031993	6052 82 8	KTS		306
6032051	6052 83 1	KTS		306
6032174	6052 83 4	KTS		306
6032235	6052 83 7	KTS		306
6032297	6052 84 1	KTS		306
6032358	6052 84 4	KTS		306
6058877	6052 87 8	KTS		306
5995838	6052 88 6	KTS		306
6058938	6052 89 4	KTS		306
6058990	6052 90 8	KTS		306
6059058	6052 93 2	KTS		306
6059119	6052 95 9	KTS		306
6059171	6052 97 5	KTS		306
5675679	6052 98 0	KTS		324
5866169	6052 98 1	KTS		324
5995845	6052 98 2	KTS		324
6955817	6052 98 3	KTS		324
5870883	6052 98 4	KTS		324
5870890	6052 98 5	KTS		324
5866190	6052 98 6	KTS		324
5021124	6052 99 1	KTS		323
5691389	6052 99 2	KTS		323
5021155	6052 99 3	KTS		323
5021162	6052 99 4	KTS		323
5021216	6052 99 5	KTS		323
5021223	6052 99 6	KTS		323
5021247	6052 99 8	KTS		323
6943876	6055 81 0	KTS		288
6943937	6055 81 2	KTS		288
5163329	6055 82 0	KTS		288

GTIN	Art. no.	PE	Price	Page
			/m	
6542659	6056 14 8	KTS		233
6060252	6056 20 2	KTS		353
6114672	6056 22 9	KTS		233
6060313	6056 29 6	KTS		353
6389834	6056 32 6	KTS		233
6060375	6056 40 7	KTS		353
6625215	6056 42 3	KTS		233
6060436	6056 50 4	KTS		353
6625277	6056 52 0	KTS		233
6060498	6056 60 1	KTS		353
6389896	6056 62 8	KTS		233
6333677	6056 77 6	KTS		233
6333738	6056 79 2	KTS		233
6333790	6056 80 6	KTS		233
6333493	6056 97 0	KTS		233
6333554	6056 98 9	KTS		233
6333615	6056 99 7	KTS		233
5829553	6059 00 0	KTS		231
5829935	6059 00 2	KTS		231
5829942	6059 00 4	KTS		231
5829959	6059 00 6	KTS		231
5829966	6059 00 8	KTS		231
5829973	6059 01 0	KTS		231
5829980	6059 01 2	KTS		231
5830023	6059 01 8	KTS		231
5830030	6059 02 0	KTS		231
5830047	6059 02 2	KTS		231
5830085	6059 02 5	KTS		231
5830092	6059 02 7	KTS		231
5830108	6059 02 9	KTS		231
5830146	6059 03 2	KTS		231
5830344	6059 08 0	KTS		235
5830351	6059 08 2	KTS		235
5830368	6059 08 4	KTS		235
5830375	6059 08 6	KTS		235
5830382	6059 08 8	KTS		235
5830399	6059 09 0	KTS		235
5830405	6059 09 2	KTS		235
5830412	6059 09 7	KTS		235
5830429	6059 09 9	KTS		235
5830436	6059 10 1	KTS		235
5830443	6059 10 3	KTS		235
5830450	6059 10 5	KTS		235
5830467	6059 10 7	KTS		235
5830474	6059 10 9	KTS		235
5830627	6059 15 6	KTS		238
5830924	6059 15 8	KTS		238
5830931	6059 16 0	KTS		238
5830948	6059 16 2	KTS		238
5830986	6059 16 4	KTS		238
5830993	6059 16 6	KTS		238
5831006	6059 16 8	KTS		238
5831037	6059 17 3	KTS		238
5831044	6059 17 5	KTS		238
5831051	6059 17 7	KTS		238
5831068	6059 17 9	KTS		238
5831105	6059 18 1	KTS		238
5831112	6059 18 3	KTS		238
5831129	6059 18 5	KTS		238
5831150	6059 19 0	KTS		303
5831174	6059 19 4	KTS		303
5831181	6059 19 6	KTS		303
5831228	6059 19 8	KTS		303
5831235	6059 20 0	KTS		303
5831242	6059 20 2	KTS		303
5831341	6059 23 0	KTS		231
5831358	6059 23 2	KTS		231
5831365	6059 23 4	KTS		231
5831372	6059 23 7	KTS		231
5831389	6059 23 9	KTS		231
5831396	6059 24 1	KTS		231
5831402	6059 24 3	KTS		231
5831419	6059 24 8	KTS		231
5831426	6059 25 0	KTS		231
5831433	6059 25 2	KTS		231
5831440	6059 25 4	KTS		231
5831457	6059 25 6	KTS		231
5831464	6059 25 8	KTS		231
5831471	6059 26 0	KTS		231
5831488	6059 26 5	KTS		303
5831501	6059 26 9	KTS		303
5831518	6059 27 1	KTS		303
5831525	6059 27 3	KTS		303
5831532	6059 27 5	KTS		303

GTIN	Art. no.	PE	Price	Page
			/m	
5831549	6059 27 7	KTS		303
5831624	6059 30 8	KTS		235
5831631	6059 31 0	KTS		235
5831648	6059 31 2	KTS		235
5831655	6059 31 4	KTS		235
5831662	6059 31 6	KTS		235
5831679	6059 31 8	KTS		235
5831686	6059 32 0	KTS		235
5831693	6059 32 5	KTS		235
5831709	6059 32 7	KTS		235
5831716	6059 32 9	KTS		235
5831723	6059 33 1	KTS		235
5831730	6059 33 3	KTS		235
5831747	6059 33 5	KTS		235
5831754	6059 33 7	KTS		235
5832003	6059 38 2	KTS		238
5832010	6059 38 4	KTS		238
5832027	6059 38 6	KTS		238
5832065	6059 38 8	KTS		238
5832072	6059 39 0	KTS		238
5832089	6059 39 2	KTS		238
5832119	6059 39 4	KTS		238
5832126	6059 39 9	KTS		238
5832133	6059 40 1	KTS		238
5832140	6059 40 3	KTS		238
5832188	6059 40 5	KTS		238
5832195	6059 40 7	KTS		238
5832201	6059 40 9	KTS		238
5832232	6059 41 1	KTS		238
5832249	6059 41 6	KTS		303
5832263	6059 42 0	KTS		303
5832300	6059 42 2	KTS		303
5832317	6059 42 4	KTS		303
5832324	6059 42 6	KTS		303
5832355	6059 42 8	KTS		303
5832485	6059 45 6	KTS		231
5832492	6059 45 8	KTS		231
5832508	6059 46 0	KTS		231
5832546	6059 46 2	KTS		231
5832553	6059 46 4	KTS		231
5832560	6059 46 6	KTS		231
5832591	6059 46 8	KTS		231
5832607	6059 47 3	KTS		231
5832614	6059 47 5	KTS		231
5832621	6059 47 7	KTS		231
5832669	6059 47 9	KTS		231
5832676	6059 48 1	KTS		231
5832683	6059 48 3	KTS		231
5832713	6059 48 5	KTS		231
5832720	6059 49 0	KTS		303
5832744	6059 49 4	KTS		303
5832782	6059 49 6	KTS		303
5832799	6059 49 8	KTS		303
5832805	6059 50 0	KTS		303
5832836	6059 50 2	KTS		303
5832843	6059 50 7	KTS		322
5832867	6059 51 1	KTS		322
5832904	6059 51 3	KTS		322
5832911	6059 51 5	KTS		322
5832928	6059 51 7	KTS		322

Numeric directory

Structure of the GTIN: Country code **40**

Manufacturer code **1219**

Individual GTIN **5647589**

GTIN	Art. no.	PE	Price	Page	GTIN	Art. no.	PE	Price	Page	GTIN	Art. no.	PE	Price	Page
5829669	6059 63 7	KTS	/m	238	5694595	6062 13 2	KTS	/m	268	6054282	6065 81 0	KTS	/pc.	237
5829676	6059 63 9	KTS		238	5694601	6062 17 3	KTS		303	6054336	6065 81 2	KTS		237
5829683	6059 64 1	KTS		238	5778431	6062 25 5	KTS		303	6054343	6065 81 4	KTS		237
5829690	6059 64 3	KTS		238				/100 pc.		6054350	6065 81 6	KTS		237
5829843	6059 68 8	KTS		231	5694618	6062 28 0	KTS		229	6054398	6065 81 8	KTS		237
5829850	6059 69 0	KTS		231						6054404	6065 82 0	KTS		237
5829867	6059 69 2	KTS		231	5694625	6062 28 2	KTS		249	6054466	6065 82 2	KTS		237
5829874	6059 69 4	KTS		231						6054824	6065 91 0	KTS		240
5829881	6059 69 6	KTS		231	5694656	6062 28 4	KTS		257	6054831	6065 91 2	KTS		240
5829898	6059 69 8	KTS		231				/m		6054879	6065 91 4	KTS		240
5829904	6059 70 0	KTS		231						6054886	6065 91 6	KTS		240
5829911	6059 70 5	KTS		231	5694663	6062 31 4	KTS		249	6054930	6065 91 8	KTS		240
5829928	6059 70 7	KTS		231	5694670	6062 32 1	KTS		233	6054947	6065 92 0	KTS		240
5830634	6059 70 9	KTS		231	5694687	6062 32 7	KTS		233	6054954	6065 92 2	KTS		240
5830641	6059 71 1	KTS		231	5694694	6062 33 1	KTS		237	6054992	6065 93 0	KTS		304
5830658	6059 71 3	KTS		231	5694700	6062 33 5	KTS		239	6055050	6065 93 4	KTS		304
5830665	6059 71 5	KTS		231	5694717	6062 33 8	KTS		268	6055067	6065 93 6	KTS		304
5830672	6059 71 7	KTS		231	6147779	6062 39 1	KTS		246	6055074	6065 93 8	KTS		304
5830689	6059 72 2	KTS		303						6055111	6065 94 0	KTS		304
5830702	6059 72 6	KTS		303	5060369	6063 23 4	KTS		245	6055128	6065 94 2	KTS		304
5830740	6059 72 8	KTS		303	5060390	6063 23 6	KTS		245					
5830757	6059 73 0	KTS		303	5060406	6063 23 8	KTS		245	6064755	6066 04 6	KTS		296
5830764	6059 73 2	KTS		303	6063857	6063 24 1	KTS		245	6064816	6066 05 4	KTS		315
5830795	6059 73 4	KTS		303	6063918	6063 27 6	KTS		245					
5833444	6059 76 2	KTS		235	6395231	6063 40 3	KTS		245	6064939	6066 24 0	KTS		292
5833451	6059 76 4	KTS		235	6395293	6063 43 8	KTS		245	5706847	6066 24 2	KTS		292
5833468	6059 76 6	KTS		235	6395354	6063 45 4	KTS		245					
5833505	6059 76 8	KTS		235	6395415	6063 47 0	KTS		245					
5833512	6059 77 0	KTS		235	6395477	6063 49 7	KTS		245	6935895	6066 50 5	KTS	/100 pc.	287
5833529	6059 77 2	KTS		235	5038702	6063 50 0	KTS		245	6257942	6066 50 8	KTS		315
5833550	6059 77 4	KTS		235	5060413	6063 95 0	KTS		245	5834878	6066 51 0	KTS		287
5833567	6059 77 9	KTS		235						6257973	6066 51 4	KTS		315
5833574	6059 78 1	KTS		235	5069836	6064 30 7	KTS		245					
5833581	6059 78 3	KTS		235	6050888	6064 35 3	KTS		245					
5833628	6059 78 5	KTS		235	5069843	6064 40 9	KTS		245	6064991	6066 55 0	KTS	/pc.	286
5833635	6059 78 7	KTS		235	5069874	6064 43 5	KTS		245	6065059	6066 56 9	KTS		315
5833642	6059 78 9	KTS		235	6308958	6064 51 5	KTS		245	5866206	6066 57 1	KTS		329
5833673	6059 79 1	KTS		235	6397273	6064 52 3	KTS		245	5049623	6066 61 5	KTS		286
5833925	6059 83 6	KTS		238	6397754	6064 79 5	KTS		245	6046089	6066 62 3	KTS		286
5833932	6059 83 8	KTS		238	6397877	6064 83 3	KTS		245	5863861	6066 62 9	KTS		315
5833949	6059 84 0	KTS		238	6397990	6064 88 4	KTS		245	5811084	6066 68 8	KTS		295
5833987	6059 84 2	KTS		238	5069690	6064 92 2	KTS		245	5811114	6066 69 6	KTS		295
5833994	6059 84 4	KTS		238	6398232	6064 96 5	KTS		245	6065110	6066 70 4	KTS		286
5834007	6059 84 6	KTS		238	6102433	6064 97 3	KTS		245	6065172	6066 71 2	KTS		233
5834038	6059 84 8	KTS		238						6065233	6066 93 3	KTS		315
5834045	6059 85 3	KTS		238	6064335	6065 00 7	KTS	/pc.	242	6084432	6066 94 1	KTS		296
5834052	6059 85 5	KTS		238										
5834069	6059 85 7	KTS		238	6064397	6065 10 4	KTS		295	6065356	6067 08 5	KTS		229
5834106	6059 85 9	KTS		238	6064458	6065 11 2	KTS		295	6065417	6067 09 3	KTS		234
5834113	6059 86 1	KTS		238						6065479	6067 10 7	KTS		230
5834120	6059 86 3	KTS		238	6064519	6065 14 7	KTS		242	6065530	6067 11 5	KTS		234
5834151	6059 86 5	KTS		238	6064632	6065 30 9	KTS		315	6065592	6067 12 3	KTS		237
5834403	6059 91 0	KTS		231	6064694	6065 31 7	KTS		315	6065653	6067 13 1	KTS		240
5834410	6059 91 2	KTS		231	6046195	6065 47 5	KTS		264	6065899	6067 60 3	KTS		234
5834427	6059 91 4	KTS		231	6055913	6065 47 7	KTS		272	6065950	6067 61 1	KTS		234
5834434	6059 91 6	KTS		231	6517930	6065 50 3	KTS		242	6066018	6067 65 4	KTS		303
5834441	6059 91 8	KTS		231	6517879	6065 51 1	KTS		242	6066070	6067 66 2	KTS		303
5834458	6059 92 0	KTS		231	6517817	6065 53 8	KTS		242	6343157	6067 66 4	KTS		322
5834465	6059 92 2	KTS		231	6517756	6065 54 6	KTS		242	6955459	6067 67 5	KTS		322
5834472	6059 92 7	KTS		231	6517213	6065 55 4	KTS		242	6066131	6067 81 6	KTS		237
5834489	6059 92 9	KTS		231				/100 pc.		6066193	6067 91 3	KTS		240
5834526	6059 93 1	KTS		231	6441372	6065 60 0	KTS		241	6400690	6067 94 8	KTS		304
5834533	6059 93 3	KTS		231				/pc.		6066254	6067 95 6	KTS		230
5834540	6059 93 5	KTS		231	6053797	6065 71 0	KTS		234	5694724	6067 97 0	KTS		229
5834588	6059 93 7	KTS		231	6053803	6065 71 2	KTS		234	6066315	6067 97 2	KTS		234
5834595	6059 93 9	KTS		231	6053858	6065 71 4	KTS		234	6066377	6067 98 0	KTS		237
					6053865	6065 71 6	KTS		234	6066438	6067 99 9	KTS		240
6147007	6061 98 1	KTS		246	6053872	6065 71 8	KTS		234					
6147038	6061 98 3	KTS		246	6053919	6065 72 0	KTS		234	6066490	6068 02 2	KTS		304
6147045	6061 98 5	KTS		246	6053926	6065 72 2	KTS		234	6400812	6068 04 9	KTS		304
6147052	6061 98 7	KTS		246	6053971	6065 73 0	KTS		304	5021483	6068 05 4	KTS		322
6147069	6061 98 9	KTS		246	6053988	6065 73 2	KTS		304	6897070	6068 15 0	KTS		288
6147090	6061 99 1	KTS		246	6053995	6065 73 4	KTS		304	5079002	6068 77 1	KTS		245
					6054039	6065 73 6	KTS		304	5079019	6068 77 3	KTS		245
5694441	6062 02 5	KTS		303	6054046	6065 73 8	KTS		304	5079026	6068 77 5	KTS		245
5694472	6062 02 8	KTS		322	6054091	6065 74 0	KTS		304	5079057	6068 77 7	KTS		245

GTIN	Art. no.	PE	Price	Page
			/pc.	
5079170	6068 79 9	KTS		245
5889441	6068 90 0	KTS		230
5889489	6068 90 2	KTS		230
5889496	6068 90 4	KTS		230
5889502	6068 91 4	KTS		234
5889519	6068 91 6	KTS		234
5889526	6068 91 8	KTS		234
5889533	6068 92 0	KTS		234
5889540	6068 92 2	KTS		234
5889557	6068 92 4	KTS		234
5889564	6068 92 6	KTS		234
5890492	6068 93 6	KTS		234
5890508	6068 93 8	KTS		234
5890515	6068 94 0	KTS		234
5890522	6068 94 2	KTS		234
5890560	6068 94 4	KTS		234
5890577	6068 94 6	KTS		234
5890584	6068 94 8	KTS		234
5889571	6068 95 8	KTS		303
5889588	6068 96 0	KTS		303
5889595	6068 96 2	KTS		303
5889601	6068 96 4	KTS		303
5889618	6068 96 6	KTS		303
5889625	6068 96 8	KTS		303
5889632	6068 97 0	KTS		303
5889649	6068 98 0	KTS		322
5889656	6068 98 2	KTS		322
5889663	6068 98 4	KTS		322
5889670	6068 98 6	KTS		322
5889687	6068 98 8	KTS		322
5889717	6068 99 0	KTS		322
5889724	6068 99 2	KTS		322
5889731	6069 00 2	KTS		237
5889748	6069 00 4	KTS		237
5889793	6069 00 6	KTS		237
5889809	6069 00 8	KTS		237
5889816	6069 01 0	KTS		237
5889823	6069 01 2	KTS		237
5889830	6069 01 4	KTS		237
5889847	6069 02 4	KTS		237
5889854	6069 02 6	KTS		237
5889861	6069 02 8	KTS		237
5889908	6069 03 0	KTS		237
5889915	6069 03 2	KTS		237
5889922	6069 03 4	KTS		237
5889960	6069 03 6	KTS		237
5890157	6069 09 0	KTS		240
5890164	6069 09 2	KTS		240
5890195	6069 09 4	KTS		240
5890201	6069 09 6	KTS		240
5890218	6069 09 8	KTS		240
5890225	6069 10 0	KTS		240
5890232	6069 10 2	KTS		240
5890249	6069 11 2	KTS		240
5890256	6069 11 4	KTS		240
5890263	6069 11 6	KTS		240
5890270	6069 11 8	KTS		240
5890287	6069 12 0	KTS		240
5890294	6069 12 2	KTS		240
5890300	6069 12 4	KTS		240
5890317	6069 13 4	KTS		304
5890331	6069 13 8	KTS		304
5890348	6069 14 0	KTS		304
5890355	6069 14 2	KTS		304
5890362	6069 14 4	KTS		304
5890379	6069 14 6	KTS		304
6067756	6069 32 0	KTS		237
6067817	6069 33 9	KTS		240
6337033	6069 41 0	KTS		234
5848561	6069 60 0	KTS		286
5848578	6069 60 7	KTS		286
5848585	6069 61 4	KTS		286
5848592	6069 64 5	KTS		286
5848608	6069 65 2	KTS		286
5848615	6069 65 9	KTS		286
5848622	6069 66 6	KTS		286
5848639	6069 67 3	KTS		286
5848646	6069 68 0	KTS		286
5848653	6069 71 1	KTS		286
5848660	6069 71 8	KTS		286

GTIN	Art. no.	PE	Price	Page
			/pc.	
5848677	6069 72 5	KTS		286
5848684	6069 73 2	KTS		286
5848691	6069 73 9	KTS		286
5848707	6069 74 6	KTS		286
5848813	6069 78 4	KTS		285
5892298	6069 78 7	KTS		285
5892304	6069 78 9	KTS		285
5892311	6069 79 3	KTS		285
5892328	6069 79 5	KTS		285
5892359	6069 79 8	KTS		285
5848820	6069 81 5	KTS		285
5858409	6069 83 0	KTS		285
5954446	6069 83 2	KTS		285
5892366	6069 84 0	KTS		285
5892373	6069 84 2	KTS		285
5892380	6069 84 4	KTS		285
5892397	6069 84 6	KTS		285
5892403	6069 84 8	KTS		285
5892410	6069 85 0	KTS		285
5892427	6069 85 2	KTS		285
5892434	6069 85 4	KTS		285
5858348	6069 86 0	KTS		286
5858355	6069 86 2	KTS		286
5858362	6069 86 4	KTS		286
5858379	6069 88 0	KTS		286
5858386	6069 88 2	KTS		286
5858393	6069 88 4	KTS		286
5897729	6069 89 5	KTS		285
5897750	6069 89 7	KTS		285
6068234	6070 24 8	KTS		296
6068296	6070 34 5	KTS		296
6068357	6070 44 2	KTS		296
6068418	6070 77 9	KTS		315
6068470	6070 78 7	KTS		315
6068531	6070 79 5	KTS		315
6295579	6072 89 5	KTS		226
6295395	6072 90 9	KTS		226
5453451	6074 90 1	KTS		287
5453468	6074 91 2	KTS		287
5453475	6074 92 1	KTS		287
5453482	6074 95 2	KTS		287
5453512	6074 96 1	KTS		287
5453529	6074 97 2	KTS		287
6935956	6075 00 0	KTS		286
6936014	6075 00 5	KTS		286
5247135	6075 02 4	KTS		286
6068951	6075 09 6	KTS		295
6069019	6075 14 2	KTS		295
6069071	6075 15 0	KTS		315
5866213	6075 15 2	KTS		329
6069132	6075 23 1	KTS		295
6069194	6075 25 8	KTS		295
6069255	6075 30 4	KTS		315
5866220	6075 30 6	KTS		329
5811121	6075 32 0	KTS		295
5811138	6075 32 5	KTS		295
5811145	6075 33 0	KTS		315
5866251	6075 33 2	KTS		329
5811183	6075 34 5	KTS		295
5811190	6075 35 0	KTS		295
5811206	6075 35 5	KTS		315
5866268	6075 35 7	KTS		329
5811244	6075 37 0	KTS		295
5811251	6075 37 5	KTS		295
5811268	6075 38 0	KTS		315
5866275	6075 38 2	KTS		329
6069316	6076 14 9	KTS		295
6069378	6076 24 6	KTS		295

GTIN	Art. no.	PE	Price	Page
			/m	
6069439	6080 13 8	KTS		295
6405916	6080 15 4	KTS		295
6084135	6080 15 8	KTS		295
6069491	6080 19 7	KTS		315
6069552	6080 22 7	KTS		295
6406098	6080 23 5	KTS		295
6084197	6080 23 9	KTS		295
6069613	6080 29 4	KTS		315
5811305	6080 86 0	KTS		295
5811312	6080 86 5	KTS		295
5811329	6080 87 0	KTS		315
5811350	6080 88 5	KTS		295
5811367	6080 89 0	KTS		295
5811374	6080 89 5	KTS		315
5811381	6080 91 0	KTS		295
5811428	6080 91 5	KTS		295
5811435	6080 92 0	KTS		315
6346639	6087 96 5	KTS		233
6299171	6091 16 4	KTS		267
6299232	6091 18 0	KTS		267
6901814	6091 22 9	KTS		312
5403074	6091 23 4	KTS		328
6299294	6091 31 8	KTS		267
6299355	6091 33 4	KTS		267
6897018	6091 33 8	KTS		312
5403081	6091 34 3	KTS		328
6309610	6091 37 7	KTS		267
6309672	6091 39 3	KTS		267
5403111	6091 39 7	KTS		328
6351435	6098 11 1	KTS		267
6351497	6098 11 5	KTS		267
6351558	6098 11 9	KTS		267
6351619	6098 12 3	KTS		267
6351671	6098 12 7	KTS		267
6351732	6098 14 1	KTS		267
6370030	6098 14 5	KTS		267
6034277	6098 14 9	KTS		267
6034031	6098 15 3	KTS		267
6033973	6098 15 7	KTS		267
5683506	6098 16 1	KTS		312
5683513	6098 16 5	KTS		312
5683520	6098 16 9	KTS		312
5683568	6098 17 3	KTS		312
5683575	6098 17 7	KTS		312
6033676	6098 30 4	KTS		267
6351916	6098 30 8	KTS		267
6351978	6098 31 2	KTS		267
6352036	6098 31 6	KTS		267
6352098	6098 32 0	KTS		267
6352159	6098 34 4	KTS		267
6352210	6098 34 8	KTS		267
6624737	6098 35 2	KTS		267
6352272	6098 35 6	KTS		267
6352333	6098 36 0	KTS		267
6352395	6098 40 5	KTS		267
6352456	6098 40 9	KTS		267
6352517	6098 41 3	KTS		267
6352579	6098 41 7	KTS		267
6000975	6098 42 1	KTS		267
6001033	6098 44 5	KTS		267
6001095	6098 44 9	KTS		267
6001156	6098 45 3	KTS		267
6001217	6098 45 7	KTS		267
6001279	6098 46 1	KTS		267
5242512	6098 47 5	KTS		267
5242529	6098 47 9	KTS		267
5242536	6098 48 3	KTS		312
6334810	6098 50 1	KTS		268
6812059	6098 50 5	KTS		268
6808939	6098 50 9	KTS		268
6808397	6098 51 3	KTS		268
6808335	6098 51 7	KTS		268
6810734	6098 55 0	KTS		268
6766390	6098 55 4	KTS		268
6766451	6098 55 8	KTS		268
6656059	6098 56 2	KTS		268

Numeric directory

Structure of the GTIN: Country code **40**

Manufacturer code **1219**

Individual GTIN **5647589**

GTIN	Art. no.	PE	Price	Page	GTIN	Art. no.	PE	Price	Page	GTIN	Art. no.	PE	Price	Page
6656295	6098 56 6	KTS	/m	268	5898634	6104 72 1	EGS	/pc.	535	5898962	6105 10 5	EGS	/pc.	537
5683582	6098 57 1	KTS		312	5898641	6104 72 4	EGS		535	5898986	6105 10 8	EGS		537
5683599	6098 57 3	KTS		312	5898658	6104 73 0	EGS		535	5899037	6105 11 4	EGS		536
5683605	6098 57 5	KTS		312	5898665	6104 73 3	EGS		535	5899075	6105 11 7	EGS		536
5683612	6098 57 7	KTS		312	5898672	6104 73 6	EGS		535	5899099	6105 12 0	EGS		536
5683629	6098 57 9	KTS		312	5898689	6104 74 2	EGS		535	5899136	6105 12 6	EGS		536
			/pc.		5898696	6104 74 5	EGS		535	5899143	6105 12 9	EGS		536
6335237	6098 70 3	KTS		268	5898702	6104 74 8	EGS		535	5899167	6105 13 2	EGS		536
6335299	6098 70 7	KTS		268	5898719	6104 75 4	EGS		535	5899204	6105 13 8	EGS		537
6335350	6098 71 1	KTS		268	5898726	6104 75 7	EGS		535	5899228	6105 14 1	EGS		537
6335411	6098 71 5	KTS		268	5898733	6104 76 0	EGS		535	5899259	6105 14 4	EGS		537
6335473	6098 71 9	KTS		268	5898740	6104 76 6	EGS		535	5899273	6105 15 0	EGS		537
6335534	6098 73 0	KTS		268	5898757	6104 76 9	EGS		535	5899457	6105 15 3	EGS		537
6656417	6098 73 4	KTS		268	5898764	6104 77 2	EGS		535	5899464	6105 15 6	EGS		537
6656479	6098 73 8	KTS		268	5898771	6104 77 8	EGS		535	5899501	6105 16 2	EGS		537
6656530	6098 74 2	KTS		268	5898788	6104 78 1	EGS		535	5899525	6105 16 5	EGS		537
6656592	6098 74 6	KTS		268	5898795	6104 78 4	EGS		535	5899570	6105 16 8	EGS		537
6656653	6098 80 0	KTS		269	5898849	6104 79 0	EGS		535	5899617	6105 17 4	EGS		537
6656714	6098 80 4	KTS		269	5898856	6104 79 3	EGS		535	5899624	6105 17 7	EGS		537
6335596	6098 80 8	KTS		269	5898863	6104 79 6	EGS		535	5899686	6105 18 0	EGS		537
6335657	6098 81 2	KTS		269	5898894	6104 80 2	EGS		535	5899693	6105 18 6	EGS		537
6335718	6098 81 6	KTS		269	5898917	6104 80 5	EGS		535	5899730	6105 18 9	EGS		537
6335770	6098 82 7	KTS		269	5898924	6104 80 8	EGS		535	5899747	6105 19 2	EGS		537
6335831	6098 83 1	KTS		269	5898931	6104 81 4	EGS		535	5899761	6105 19 8	EGS		537
6335893	6098 83 5	KTS		269	5898955	6104 81 7	EGS		535	5899815	6105 20 1	EGS		537
6656776	6098 83 9	KTS		269	5898979	6104 82 0	EGS		535	5899822	6105 20 4	EGS		537
6657018	6098 84 3	KTS		269	5899013	6104 82 6	EGS		536	5899860	6105 21 0	EGS		537
5242543	6098 86 0	KTS		269	5899020	6104 82 9	EGS		536	5899877	6105 21 3	EGS		537
5242550	6098 86 4	KTS		269	5899044	6104 83 2	EGS		536	5900009	6105 21 6	EGS		537
5696346	6098 86 8	KTS		312	5899082	6104 83 8	EGS		536	5900054	6105 22 2	EGS		537
			/m		5899105	6104 84 1	EGS		536	5900061	6105 22 5	EGS		537
6159314	6101 20 0	KTS		327	5899150	6104 84 4	EGS		536	5900092	6105 22 8	EGS		537
6514038	6101 20 8	KTS		327	5899334	6104 87 4	EGS		536	5900115	6105 23 4	EGS		537
5022114	6101 21 6	KTS		327	5899341	6104 87 7	EGS		536	5900177	6105 23 7	EGS		537
5022121	6101 22 3	KTS		327	5899372	6104 88 0	EGS		536	5900184	6105 24 0	EGS		537
6524952	6101 23 2	KTS		327	5899389	6104 88 6	EGS		536	6102051	6105 25 0	EGS		537
					5899396	6104 88 9	EGS		536	6102068	6105 25 2	EGS		537
6420735	6103 23 5	KTS		263	5899402	6104 89 2	EGS		536	6102099	6105 25 4	EGS		537
6420858	6103 25 1	KTS		263	5899648	6104 92 2	EGS		536	6102105	6105 25 8	EGS		537
6420971	6103 28 6	KTS		263	5899709	6104 92 5	EGS		536	6102112	6105 26 0	EGS		537
6421091	6103 31 6	KTS		263	5899754	6104 92 8	EGS		536	6102129	6105 26 2	EGS		537
6421213	6103 33 2	KTS		263	5899808	6104 93 4	EGS		536	6102150	6105 27 0	EGS		537
6029150	6103 35 2	KTS		263	5899853	6104 93 7	EGS		536	6102167	6105 27 2	EGS		537
6029198	6103 35 6	KTS		263	5899884	6104 94 0	EGS		536	6102174	6105 27 4	EGS		537
6029204	6103 36 0	KTS		263	5899921	6104 94 6	EGS		536	6164752	6105 28 2	EGS		537
6029211	6103 36 4	KTS		263	5899938	6104 94 9	EGS		536	6164769	6105 28 4	EGS		537
6029228	6103 36 8	KTS		263	5899945	6104 95 2	EGS		536	6164790	6105 28 6	EGS		537
5037354	6103 61 4	KTS		313	5899976	6104 95 8	EGS		536					
5037361	6103 61 8	KTS		313	5899983	6104 96 1	EGS		536	5120957	6107 00 2	EGS		624
5037378	6103 62 2	KTS		313	5899990	6104 96 4	EGS		536	5121244	6107 20 2	EGS		624
5037385	6103 62 6	KTS		313	5900047	6104 97 0	EGS		536					
5037415	6103 63 0	KTS		313	5900108	6104 97 3	EGS		536	5699767	6107 80 1	EGS		524
			/pc.		5900122	6104 97 6	EGS		536					
5898023	6104 61 0	EGS		535	5900160	6104 98 2	EGS		536					
5898061	6104 61 3	EGS		535	5900214	6104 98 5	EGS		536	5122265	6108 00 0	EGS		561
5898085	6104 61 6	EGS		535	5900221	6104 98 8	EGS		536	5122272	6108 00 5	EGS		561
5898122	6104 62 2	EGS		535	5900238	6104 99 4	EGS		536	5122289	6108 01 0	EGS		561
5898139	6104 62 5	EGS		535	5900245	6104 99 7	EGS		536	5522997	6108 01 2	EGS		636
5898146	6104 62 8	EGS		535	5900283	6105 00 0	EGS		536	5523000	6108 01 4	EGS		636
5898177	6104 63 4	EGS		535	5900290	6105 00 6	EGS		536	5523017	6108 01 6	EGS		636
5898191	6104 63 7	EGS		535	5900306	6105 00 9	EGS		536	5577942	6108 03 7	EGS		561
5898245	6104 64 0	EGS		535	5900337	6105 01 2	EGS		536	5577959	6108 03 9	EGS		561
5898269	6104 64 6	EGS		535	5900344	6105 01 8	EGS		537	5577966	6108 04 0	EGS		561
5898313	6104 64 9	EGS		535	5900351	6105 02 1	EGS		537	5577973	6108 04 2	EGS		561
5898320	6104 65 2	EGS		535	5900368	6105 02 4	EGS		537	5577980	6108 04 3	EGS		561
5898375	6104 65 8	EGS		535	5900405	6105 03 0	EGS		537					
5898436	6104 66 1	EGS		535	5900412	6105 03 3	EGS		537	5896975	6108 04 5	EGS		524
5898443	6104 66 4	EGS		535	5900429	6105 03 6	EGS		537					
5898481	6104 67 0	EGS		535	5900467	6105 04 2	EGS		536	5273530	6108 05 0	EGS		561
5898498	6104 67 3	EGS		535	5900474	6105 04 5	EGS		536	5273547	6108 05 1	EGS		561
5898504	6104 67 6	EGS		535	5900481	6105 04 8	EGS		536	5273585	6108 05 2	EGS		561
5898535	6104 68 2	EGS		535	5900511	6105 05 4	EGS		536	5273592	6108 05 3	EGS		561
5898542	6104 68 5	EGS		535	5900528	6105 05 7	EGS		536	5273608	6108 05 4	EGS		561
5898559	610													

GTIN	Art. no.	PE	Price	Page
5122388	6108 10 3	EGS	/pc.	562
5122395	6108 10 4	EGS		287
5122401	6108 10 5	EGS		562
5122449	6108 10 6	EGS		562
5122456	6108 10 7	EGS		562
5122463	6108 10 8	EGS		562
5122500	6108 10 9	EGS		287
5122517	6108 11 0	EGS		562
5122524	6108 11 1	EGS		562
5122562	6108 11 2	EGS		562
5122579	6108 11 3	EGS		562
5122586	6108 11 4	EGS		287
5122692	6108 12 5	EGS		562
5122708	6108 12 6	EGS		562
5122746	6108 12 7	EGS		562
5122753	6108 12 8	EGS		562
5122760	6108 12 9	EGS		562
5122807	6108 13 0	EGS		562
5122814	6108 13 1	EGS		562
5122821	6108 13 2	EGS		562
5122869	6108 13 3	EGS		562
5122876	6108 13 4	EGS		562
5122883	6108 13 5	EGS		562
5122920	6108 13 6	EGS		562
5122937	6108 13 7	EGS		562
5122944	6108 13 8	EGS		562
5122982	6108 13 9	EGS		562
5123064	6108 15 0	EGS		562
5123101	6108 15 1	EGS		562
5123118	6108 15 2	EGS		287
5123125	6108 15 3	EGS		562
5123163	6108 15 4	EGS		287
5123170	6108 15 5	EGS		562
5123187	6108 15 6	EGS		562
5123224	6108 15 7	EGS		562
5123231	6108 15 8	EGS		562
5123248	6108 15 9	EGS		287
5123286	6108 16 0	EGS		562
5123293	6108 16 1	EGS		562
5123309	6108 16 2	EGS		562
5123347	6108 16 3	EGS		562
5123354	6108 16 4	EGS		287
5123422	6108 17 5	EGS		562
5123453	6108 17 6	EGS		562
5123460	6108 17 7	EGS		562
5123477	6108 17 8	EGS		562
5123484	6108 17 9	EGS		562
5123514	6108 18 0	EGS		562
5123521	6108 18 1	EGS		562
5123538	6108 18 2	EGS		562
5123545	6108 18 3	EGS		562
5123552	6108 18 4	EGS		562
5123569	6108 18 5	EGS		562
5123576	6108 18 6	EGS		562
5123590	6108 18 7	EGS		562
5123606	6108 18 8	EGS		562
5123613	6108 18 9	EGS		562
5124368	6108 45 0	EGS		562
5124375	6108 45 1	EGS		562
5124382	6108 45 2	EGS		562
5124429	6108 45 3	EGS		562
5124436	6108 45 4	EGS		562
5124443	6108 45 5	EGS		562
5124481	6108 45 6	EGS		562
5124498	6108 45 7	EGS		562
5124504	6108 45 8	EGS		562
5124542	6108 45 9	EGS		562
5124559	6108 46 0	EGS		562
5124566	6108 46 1	EGS		562
5124603	6108 46 2	EGS		562
5124610	6108 46 3	EGS		562
5124627	6108 46 4	EGS		562
5124733	6108 47 5	EGS		562
5124740	6108 47 6	EGS		562
5124788	6108 47 7	EGS		562
5124795	6108 47 8	EGS		562
5124801	6108 47 9	EGS		562
5124832	6108 48 0	EGS		562
5124849	6108 48 1	EGS		562
5124856	6108 48 2	EGS		562
5124863	6108 48 3	EGS		562
5124894	6108 48 4	EGS		562
5124900	6108 48 5	EGS		562
5124917	6108 48 6	EGS		562
5124924	6108 48 7	EGS		562

GTIN	Art. no.	PE	Price	Page
5124955	6108 48 8	EGS	/pc.	562
5124962	6108 48 9	EGS		562
5125037	6109 80 0	EGS		555
6101511	6109 80 1	EGS		556
5125044	6109 80 2	EGS		555
5125075	6109 80 4	EGS		555
5125082	6109 80 6	EGS		555
5125099	6109 80 8	EGS		555
5125105	6109 81 0	EGS		555
5125136	6109 81 2	EGS		555
5125143	6109 81 4	EGS		555
5125150	6109 81 6	EGS		555
5125167	6109 81 8	EGS		555
5125198	6109 82 0	EGS		555
5287391	6109 82 1	EGS		555
5125204	6109 82 2	EGS		557
5125211	6109 82 5	EGS		555
5125228	6109 82 7	EGS		557
5125259	6109 83 0	EGS		557
5287407	6109 83 1	EGS		555
5125266	6109 83 2	EGS		555
5125273	6109 83 4	EGS		555
6101528	6109 83 5	EGS		556
5125280	6109 83 6	EGS		556
6101559	6109 83 7	EGS		557
5125310	6109 83 8	EGS		556
5428459	6109 83 9	EGS		556
5125327	6109 84 0	EGS		555
6101566	6109 84 1	EGS		556
5125334	6109 84 2	EGS		556
6101573	6109 84 3	EGS		557
5125341	6109 85 0	EGS		557
5125372	6109 85 2	EGS		557
5125389	6109 85 4	EGS		557
6169368	6109 85 6	EGS		557
6169375	6109 85 8	EGS		557
5125396	6109 86 0	EGS		557
5125402	6109 86 1	EGS		557
5125440	6109 86 2	EGS		555
5125501	6109 86 5	EGS		557
5125525	6109 86 7	EGS		557
5125532	6109 86 8	EGS		557
5125549	6109 87 0	EGS	/m	555
6169351	6109 87 3	EGS	/pc.	556
5125594	6109 87 4	EGS		556
5125600	6109 87 6	EGS		556
5477457	6109 87 9	EGS		557
6285761	6109 88 3	EGS		555
6285778	6109 88 5	EGS		555
5125730	6109 90 0	EGS		540
5125747	6109 90 5	EGS		540
5670360	6109 90 9	EGS		540
5670377	6109 91 6	EGS		541
5737209	6109 91 9	EGS		541
5737216	6109 92 0	EGS		541
5670384	6109 92 4	EGS		541
5670414	6109 92 7	EGS		541
5125815	6109 93 2	EGS		541
5125822	6109 93 4	EGS		540
5125860	6109 93 6	EGS		540
5125877	6109 93 8	EGS		540
5125884	6109 94 0	EGS		540
5125921	6109 94 2	EGS		541
5125938	6109 95 0	EGS		540
5125945	6109 95 2	EGS		540
5125983	6109 95 4	EGS		540
5125990	6109 95 6	EGS		540
5126003	6109 95 8	EGS		540
5914075	6115 77 5	LFS	/m	486
5914211	6115 78 9	LFS	/pc.	486
5914297	6115 79 5	LFS		486
5914150	6115 82 5	LFS		486
5914174	6115 83 5	LFS		486
5914198	6115 84 5	LFS		486
5914235	6115 85 1	LFS		486
5914259	6115 85 5	LFS		486

GTIN	Art. no.	PE	Price	Page
5914273	6115 86 5	LFS	/pc.	486
5914310	6115 87 5	LFS		486
5914334	6115 88 5	LFS		486
5914358	6115 89 5	LFS		486
5914372	6115 91 5	LFS		487
5914396	6115 92 5	LFS		487
5914419	6115 93 5	LFS		487
5914433	6115 94 5	LFS		487
5914457	6115 95 5	LFS		487
5914471	6115 96 5	LFS		487
5914495	6115 97 5	LFS		487
5914501	6115 98 0	LFS		487
5914518	6115 98 2	LFS		487
5914525	6115 98 5	LFS		487
5914532	6115 99 5	LFS		487
6292578	6116 02 7	LFS	/m	447
6101269	6116 02 8	LFS		447
6292516	6116 05 1	LFS		447
5845331	6116 05 2	LFS		447
5391630	6116 07 3	LFS		448
6708970	6116 10 8	LFS		449
6176236	6116 11 6	LFS	/pc.	449
6441259	6116 15 0	LFS		447
5481485	6116 15 2	LFS		447
6183739	6116 15 4	LFS		451
5847427	6116 15 6	LFS		447
5481492	6116 15 7	LFS		451
6046720	6116 15 8	LFS		447
5391647	6116 16 3	LFS		448
5391913	6116 16 7	LFS		447
6101306	6116 16 8	LFS		447
5391920	6116 16 9	LFS		451
5391968	6116 17 2	LFS		448
5847489	6116 17 3	LFS		448
5391975	6116 17 4	LFS		452
5391982	6116 18 0	LFS		447
5392026	6116 18 1	LFS		451
5392033	6116 18 4	LFS		448
5392040	6116 18 5	LFS		452
5391654	6116 19 3	LFS		448
5428688	6116 20 1	LFS		448
5391661	6116 20 3	LFS		448
6709038	6116 20 5	LFS		447
6101276	6116 20 6	LFS		447
6183678	6116 21 0	LFS		451
6192793	6116 21 3	LFS		447
6440955	6116 22 1	LFS		447
5847434	6116 22 3	LFS		447
6184699	6116 22 6	LFS		451
6192977	6116 24 8	LFS		448
5428695	6116 26 1	LFS		448
5391678	6116 26 3	LFS		448
6441013	6116 26 4	LFS		447
6101283	6116 26 5	LFS		447
6184033	6116 26 9	LFS		451
6192915	6116 27 2	LFS		447
6616879	6116 28 0	LFS		448
5847441	6116 28 2	LFS		448
6184811	6116 28 5	LFS		452
6193158	6116 29 4	LFS		448
6441075	6116 30 2	LFS		447
6101337	6116 30 3	LFS		447
6184095	6116 30 7	LFS		451
6441136				

Numeric directory

Structure of the GTIN: Country code 40

Manufacturer code 1219

Individual GTIN 5647589

GTIN	Art. no.	PE	Price	Page	GTIN	Art. no.	PE	Price	Page	GTIN	Art. no.	PE	Price	Page
5391692	6116 49 3	LFS	/pc.	448	5443674	6117 35 2	EGS	/pc.	528	5624196	6117 94 7	EGS	/pc.	531
5391883	6116 49 5	LFS		447	5443681	6117 35 4	EGS		528	5008644	6117 94 8	EGS		531
5391890	6116 49 6	LFS		451	5701217	6117 35 6	EGS		528	5624202	6117 94 9	EGS		531
5392088	6116 49 8	LFS		448	5443698	6117 35 8	EGS		528	5008682	6117 95 0	EGS		531
5392095	6116 49 9	LFS		452	5443742	6117 36 0	EGS		528	5008743	6117 95 2	EGS		531
			/m		5701224	6117 36 2	EGS		528	5677765	6117 98 0	EGS		541
6198252	6116 51 5	LFS		451	5443759	6117 36 4	EGS		528					
6204199	6116 53 6	LFS		451	5443766	6117 36 6	EGS		528	5887553	6118 01 0	EGS		531
6202034	6116 55 8	LFS		452	5701255	6117 36 8	EGS		528	5887560	6118 01 1	EGS		531
			/pc.		5443797	6117 37 0	EGS		528	5887577	6118 01 2	EGS		531
6210015	6116 57 9	LFS		451	5443803	6117 37 2	EGS		528	5887584	6118 01 4	EGS		531
6210138	6116 59 5	LFS		452	5701262	6117 37 4	EGS		528	5887591	6118 01 6	EGS		531
6210251	6116 61 7	LFS		451	6117499	6117 40 6	EGS		528	5887607	6118 01 8	EGS		531
6210558	6116 64 7	LFS		452	5701279	6117 40 7	EGS		528	5887614	6118 02 0	EGS		531
6210671	6116 66 8	LFS		451	6214037	6117 40 8	EGS		528	5887621	6118 02 2	EGS		531
6210978	6116 68 5	LFS		451	6164813	6117 41 0	EGS		528	5887638	6118 02 4	EGS		531
6211272	6116 70 9	LFS		451	6164820	6117 41 1	EGS		528	5887645	6118 02 6	EGS		531
6211395	6116 73 6	LFS		451	6164851	6117 41 2	EGS		528	5887683	6118 02 8	EGS		531
6211456	6116 75 2	LFS		452	6164881	6117 41 4	EGS		528	5887690	6118 03 0	EGS		531
					6117550	6117 41 5	EGS		528	5887706	6118 03 2	EGS		531
5875567	6116 82 0	EGS		551	5701286	6117 41 6	EGS		528	5887744	6118 03 4	EGS		531
5875574	6116 82 4	EGS		551	6215652	6117 41 8	EGS		528	5887751	6118 03 6	EGS		531
5875581	6116 82 8	EGS		551	6133833	6117 42 0	EGS		528					
5875598	6116 83 2	EGS		551	6133840	6117 42 1	EGS		528	5696896	6119 20 2	EGS		533
5875604	6116 83 6	EGS		551	6133857	6117 42 2	EGS		528	5696902	6119 20 4	EGS		533
5875352	6116 85 4	EGS		549						5696940	6119 20 6	EGS		533
5875369	6116 85 8	EGS		549	6215713	6117 42 8	EGS		528	5696957	6119 20 8	EGS		533
5875376	6116 86 2	EGS		549	6215959	6117 43 0	EGS		528	5696964	6119 21 0	EGS		533
5875383	6116 86 6	EGS		549						5696971	6119 21 2	EGS		533
5875390	6116 87 0	EGS		549	6117611	6117 46 5	TBS		151	5696978	6119 21 4	EGS		531
5875413	6116 87 4	EGS		549	5006220	6117 46 7	TBS		151	5696988	6119 21 6	EGS		531
5875420	6116 87 8	EGS		549	6117673	6117 47 3	TBS		151	5696995	6119 21 8	EGS		531
5875437	6116 88 2	EGS		549	5006213	6117 47 5	TBS		151	5697008	6119 22 0	EGS		531
5875444	6116 88 6	EGS		549	5675242	6117 54 0	EGS		528	5697015	6119 22 2	EGS		533
6102006	6116 88 7	EGS		549	5675273	6117 54 2	EGS		528	5697022	6119 22 4	EGS		533
6102037	6116 88 8	EGS		549	5675280	6117 54 4	EGS		528	5697039	6119 22 6	EGS		533
6102044	6116 88 9	EGS		551	5675297	6117 54 8	EGS		528	5697046	6119 22 8	EGS		533
5875451	6116 89 0	EGS		549	5675303	6117 55 0	EGS		528	5697053	6119 23 0	EGS		533
5875239	6116 91 8	EGS		547	5675341	6117 55 2	EGS		528	5697060	6119 23 2	EGS		533
5714156	6116 93 0	EGS		547	5700999	6117 61 4	EGS		527	5697077	6119 23 4	EGS		533
5714163	6116 93 3	EGS		547	5405887	6117 61 5	EGS		527	5697084	6119 23 6	EGS		533
5714170	6116 93 6	EGS		547	5405894	6117 61 6	EGS		527	5697121	6119 23 8	EGS		533
5714187	6116 93 9	EGS		547	5275640	6117 62 0	EGS		527	5697138	6119 24 0	EGS		533
5714224	6116 94 2	EGS		547	5275688	6117 62 1	EGS		527	5697145	6119 24 2	EGS		533
5714231	6116 94 5	EGS		547	5701019	6117 62 2	EGS		527	5697183	6119 24 4	EGS		533
5714248	6116 94 8	EGS		547	5701026	6117 62 3	EGS		527	5697190	6119 24 6	EGS		533
5714279	6116 95 1	EGS		547	5275695	6117 62 4	EGS		527	5697206	6119 24 8	EGS		533
5714286	6116 95 4	EGS		547	5275701	6117 62 5	EGS		527	5697244	6119 25 0	EGS		531
5714293	6116 95 7	EGS		547	5701033	6117 62 6	EGS		527	5697251	6119 25 2	EGS		531
5714309	6116 96 0	EGS		547	5275749	6117 62 7	EGS		527	5697268	6119 25 4	EGS		531
6101993	6116 96 1	EGS		547	5275756	6117 62 8	EGS		527	5697305	6119 25 6	EGS		533
5714330	6116 96 3	EGS		547	5701040	6117 62 9	EGS		527	5697312	6119 25 8	EGS		533
5714347	6116 96 6	EGS		547	5275763	6117 63 0	EGS		527	5697329	6119 26 0	EGS		533
5714354	6116 97 9	EGS		547	5275800	6117 63 1	EGS		527	5697374	6119 26 2	EGS		533
5714361	6116 98 2	EGS		547	5405924	6117 63 7	EGS		527	5697381	6119 26 4	EGS		533
5714392	6116 98 5	EGS		547	5405931	6117 63 8	EGS		527	5697428	6119 26 6	EGS		533
5875246	6116 98 6	EGS		547	5701064	6117 63 9	EGS		527	5697435	6119 26 8	EGS		533
5714415	6116 99 1	EGS		547	5275824	6117 64 0	EGS		527	5697442	6119 27 0	EGS		533
5875468	6116 99 4	EGS		549	5275862	6117 64 1	EGS		527	5697480	6119 27 2	EGS		533
					5701071	6117 64 2	EGS		527	5697497	6119 28 0	EGS		533
5438069	6117 19 0	EGS		524	5701088	6117 64 3	EGS		527	5887331	6119 28 2	EGS		533
5483540	6117 19 1	EGS		524	5275879	6117 64 4	EGS		527	5887348	6119 28 4	EGS		533
5438090	6117 19 2	EGS		524	5275886	6117 64 5	EGS		527	5887379	6119 28 6	EGS		533
5483571	6117 19 3	EGS		524	5701095	6117 64 6	EGS		527	5887386	6119 28 8	EGS		533
5670933	6117 19 6	EGS		524	5275923	6117 64 7	EGS		527	5887393	6119 29 0	EGS		533
5670940	6117 19 7	EGS		524	5275930	6117 64 8	EGS		527	5887409	6119 29 2	EGS		531
5438113	6117 19 8	EGS		524	5701132	6117 65 3	EGS		527	5887447	6119 29 4	EGS		531
5008866	6117 20 0	EGS		520	5275992	6117 65 4	EGS		527	5887454	6119 29 6	EGS		531
5462231	6117 20 2	EGS		520	5276005	6117 65 5	EGS		527	5888024	6119 29 8	EGS		531
5616016	6117 20 3	EGS		520	5701149	6117 65 6	EGS		527	5887492	6119 30 0	EGS		531
6180196	6117 20 5	EGS		635	5405948	6117 65 7	EGS		527	5887508	6119 30 2	EGS		531
					5405955	6117 65 8	EGS		528	5925491	6119 30 4	EGS		533
6235155	6117 32 5	EGS		531	5443704	6117 66 2	EGS		528	5925507	6119 30 6	EGS		

GTIN	Art. no.	PE	Price	Page
			/pc.	
5896807	6119 33 9	EGS		543
5896814	6119 34 0	EGS		543
5888840	6119 34 2	EGS		543
5888871	6119 34 4	EGS		543
5888888	6119 34 6	EGS		543
5888895	6119 35 2	EGS		543
5888901	6119 35 4	EGS		543
5888932	6119 35 6	EGS		543
5888949	6119 36 2	EGS		543
5888956	6119 36 4	EGS		543
5888963	6119 36 6	EGS		543
5888994	6119 37 2	EGS		543
5889007	6119 37 4	EGS		543
5889014	6119 37 6	EGS		543
5889021	6119 38 2	EGS		543
5889038	6119 38 4	EGS		543
5889045	6119 38 6	EGS		543
5983309	6119 38 7	EGS		543
5983316	6119 38 8	EGS		543
5983323	6119 38 9	EGS		543
5889052	6119 39 2	EGS		544
5889069	6119 39 4	EGS		544
5889076	6119 39 6	EGS		544
5889113	6119 40 1	EGS		544
5889120	6119 40 2	EGS		544
5889137	6119 40 3	EGS		544
5889144	6119 40 7	EGS		544
5889175	6119 40 8	EGS		544
5889182	6119 40 9	EGS		544
5889236	6119 41 3	EGS		544
5889199	6119 41 4	EGS		544
5889205	6119 41 5	EGS		544
5889243	6119 42 1	EGS		544
5889250	6119 42 2	EGS		544
5889267	6119 42 3	EGS		544
5889298	6119 42 7	EGS		544
5889304	6119 42 8	EGS		544
5889311	6119 42 9	EGS		544
5889328	6119 43 3	EGS		544
5889359	6119 43 4	EGS		544
5889366	6119 43 5	EGS		544
5438229	6119 93 4	EGS		539
5523024	6119 93 6	EGS		539
5406075	6119 94 0	EGS		38
5406082	6119 94 1	EGS		38
5406112	6119 94 3	EGS		38
5406266	6119 94 5	EGS		38
5406297	6119 94 6	EGS		38
5406303	6119 94 7	EGS		38
5406310	6119 95 0	EGS		39
5406327	6119 95 1	EGS		39
5406334	6119 95 2	EGS		39
5406341	6119 95 5	EGS		539
5406358	6119 95 6	EGS		540
5406365	6119 95 7	EGS		540
5406419	6119 96 4	EGS		539
5406433	6119 96 8	EGS		539
5406471	6119 97 2	EGS		540
5406495	6119 97 6	EGS		540
5438236	6119 98 2	EGS		539
5438274	6119 98 6	EGS		539
5523031	6119 99 0	EGS		539
5523055	6119 99 4	EGS		539
6049134	6120 00 1	EGS		528
6049127	6120 00 3	EGS		528
6049189	6120 00 5	EGS		528
6046966	6120 00 8	EGS		519
6046973	6120 01 0	EGS		519
6047024	6120 01 2	EGS		519
6047031	6120 01 4	EGS		519
6047086	6120 01 6	EGS		519
6047093	6120 01 8	EGS		519
6047109	6120 02 2	EGS		519
6047130	6120 02 4	EGS		519
6047147	6120 02 6	EGS		519
6047154	6120 02 8	EGS		519
6047208	6120 03 0	EGS		519
6047222	6120 03 2	EGS		519
6047260	6120 04 2	EGS		519
6047277	6120 04 4	EGS		519
6047321	6120 04 6	EGS		519
6047345	6120 04 8	EGS		519

GTIN	Art. no.	PE	Price	Page
			/pc.	
6047383	6120 05 0	EGS		519
6047390	6120 05 2	EGS		519
6047444	6120 07 2	EGS		519
6047468	6120 07 4	EGS		519
6047505	6120 07 6	EGS		519
6047512	6120 07 8	EGS		519
6047529	6120 08 0	EGS		519
6047567	6120 08 2	EGS		519
6047574	6120 10 2	EGS		519
6047581	6120 10 4	EGS		519
6047628	6120 10 6	EGS		519
6047635	6120 10 8	EGS		519
6047680	6120 11 0	EGS		519
6047703	6120 11 2	EGS		519
6047864	6120 12 2	EGS		519
6047871	6120 12 4	EGS		519
6047925	6120 12 6	EGS		519
6047949	6120 12 8	EGS		519
6047987	6120 13 0	EGS		519
6047994	6120 13 2	EGS		519
6048045	6120 15 2	EGS		519
6048052	6120 15 4	EGS		519
6048069	6120 15 5	EGS		519
6048113	6120 15 8	EGS		519
6048168	6120 16 0	EGS		519
6048175	6120 16 2	EGS		519
6048182	6120 17 2	EGS		519
6048229	6120 17 4	EGS		519
6048236	6120 17 6	EGS		519
6048243	6120 17 8	EGS		519
6048281	6120 18 0	EGS		519
6048298	6120 18 2	EGS		519
6048304	6120 19 2	EGS		519
6048342	6120 19 4	EGS		519
6048359	6120 19 6	EGS		519
6048366	6120 19 8	EGS		519
6048397	6120 20 0	EGS		519
6048403	6120 20 1	EGS		519
6048540	6120 22 2	EGS		520
6048649	6120 22 4	EGS		520
6048700	6120 22 6	EGS		520
6048717	6120 22 8	EGS		520
6048724	6120 23 0	EGS		520
6048762	6120 23 2	EGS		520
6048786	6120 24 2	EGS		520
6048823	6120 24 4	EGS		520
6048847	6120 24 6	EGS		520
6048885	6120 24 8	EGS		520
6048892	6120 25 0	EGS		520
6048946	6120 25 2	EGS		520
6048953	6120 26 2	EGS		520
6048991	6120 26 4	EGS		520
6049004	6120 26 6	EGS		520
6049011	6120 26 8	EGS		520
6049028	6120 27 0	EGS		520
6049066	6120 27 2	EGS		520
6049073	6120 29 2	EGS		519
6049141	6120 29 4	EGS		519
6049196	6120 29 6	EGS		519
6049240	6120 30 2	EGS		519
6049257	6120 30 4	EGS		519
6049264	6120 30 6	EGS		519
6049301	6120 31 2	EGS		520
6049318	6120 31 4	EGS		520
6049363	6120 31 6	EGS		520
6049424	6120 32 2	EGS		520
6049493	6120 32 4	EGS		520
6049547	6120 32 6	EGS		520
6049387	6120 34 0	EGS		523
6049431	6120 34 4	EGS		523
6049486	6120 34 6	EGS		523
6049509	6120 34 8	EGS		523
6049554	6120 35 0	EGS		523
6049608	6120 35 2	EGS		523
6049615	6120 36 2	EGS		523
6049622	6120 36 4	EGS		523
6049660	6120 36 6	EGS		523
6049677	6120 36 8	EGS		523
6049721	6120 37 0	EGS		523
6049738	6120 37 2	EGS		523
6049745	6120 38 2	EGS		523
6049783	6120 38 4	EGS		523
6049790	6120 38 6	EGS		523
6049974	6120 38 8	EGS		523
6050024	6120 39 0	EGS		523

GTIN	Art. no.	PE	Price	Page
			/pc.	
6050031	6120 39 2	EGS		523
6050154	6120 41 2	EGS		523
6050208	6120 41 4	EGS		523
6050222	6120 41 6	EGS		523
6050253	6120 41 8	EGS		523
6050260	6120 42 0	EGS		523
6050277	6120 42 2	EGS		523
6050314	6120 43 2	EGS		523
6050321	6120 43 4	EGS		523
6050345	6120 43 6	EGS		523
6050376	6120 43 8	EGS		523
6050383	6120 44 0	EGS		523
6050390	6120 44 2	EGS		523
6050437	6120 45 2	EGS		523
6050444	6120 45 4	EGS		523
6050468	6120 45 6	EGS		523
6050499	6120 45 8	EGS		523
6050505	6120 46 0	EGS		523
6050512	6120 46 2	EGS		523
6050550	6120 48 2	EGS		523
6050567	6120 48 4	EGS		523
6050581	6120 48 6	EGS		523
6050611	6120 48 8	EGS		523
6050628	6120 49 0	EGS		523
6050635	6120 49 2	EGS		523
6050673	6120 50 2	EGS		523
6050680	6120 50 4	EGS		523
6050703	6120 50 6	EGS		523
6050734	6120 50 8	EGS		523
6050741	6120 51 0	EGS		523
6050758	6120 51 2	EGS		523
6050796	6120 53 2	EGS		523
6050802	6120 53 4	EGS		523
6050819	6120 53 6	EGS		523
6050826	6120 53 8	EGS		523
6050857	6120 54 0	EGS		523
6050864	6120 54 2	EGS		523
6050871	6120 55 2	EGS		523
6050918	6120 55 4	EGS		523
6050925	6120 55 6	EGS		523
6050949	6120 55 8	EGS		523
6050970	6120 56 0	EGS		523
6050987	6120 56 2	EGS		523
6050994	6120 57 2	EGS		523
6051038	6120 57 4	EGS		523
6051045	6120 57 6	EGS		523
6051052	6120 57 8	EGS		523
6051069	6120 58 0	EGS		523
6051090	6120 58 2	EGS		523
6051335	6120 60 2	EGS		523
6051342	6120 60 4	EGS		523
6051359	6120 60 6	EGS		523
6051397	6120 60 8	EGS		523
6051403	6120 61 0	EGS		523
6051427	6120 61 2	EGS		523

Numeric directory

Structure of the GTIN: Country code **40**

Manufacturer code **1219**

Individual GTIN **5647589**

GTIN	Art. no.	PE	Price	Page	GTIN	Art. no.	PE	Price	Page	GTIN	Art. no.	PE	Price	Page
6049981	6120 73 4	EGS	/pc.	520	5704997	6149 47 6	LFS	/pc.	422	6492015	6154 41 7	LFS	/pc.	401
6050017	6120 73 6	EGS		520	5705000	6149 48 2	LFS		423	6491537	6154 42 5	LFS		402
6050079	6120 73 8	EGS		521	5705031	6149 49 0	LFS		424	6493210	6154 46 8	LFS		404
6050086	6120 74 0	EGS		521	5705048	6149 49 6	LFS		424	6491834	6154 51 4	LFS		401
6050109	6120 74 2	EGS		521	5705055	6149 50 2	LFS		424	6491353	6154 52 2	LFS		402
6050147	6120 74 4	EGS		521	5705062	6149 50 8	LFS		424	6493395	6154 55 7	LFS		404
6333578	6120 78 2	EGS		519	5705079	6149 51 5	LFS		424					
6333585	6120 78 4	EGS		523	5705086	6149 52 1	LFS		425					
6333561	6120 79 9	EGS		519	5705093	6149 52 7	LFS		425	6277575	6154 92 2	EGS	/m	552
					5705109	6149 53 3	LFS		425	6277995	6154 93 0	EGS		552
			/m		5705116	6149 54 2	LFS		425				/pc.	
5703563	6149 00 1	LFS		421	5705123	6149 54 8	LFS		425	6278350	6154 96 1	EGS		552
5703594	6149 00 7	LFS		422	5705130	6149 55 4	LFS		425	6278411	6154 96 5	EGS		552
5703600	6149 01 3	LFS		423	5705147	6149 56 5	LFS		425	6278473	6154 96 8	EGS		552
5703617	6149 02 1	LFS		421	5705154	6149 57 1	LFS		425	6278534	6154 97 1	EGS		552
5703624	6149 02 7	LFS		421	5705161	6149 57 7	LFS		425	6278657	6154 98 0	EGS		552
5703655	6149 03 3	LFS		422	5705178	6149 58 3	LFS		425	6278718	6154 98 3	EGS		552
5703662	6149 03 9	LFS		423	5705215	6149 61 0	LFS		425					
5703679	6149 05 0	LFS		421	5705222	6149 62 0	LFS		425					
			/pc.		5705239	6149 62 7	LFS		425	6543199	6156 20 7	LFS		414
5703570	6149 06 1	LFS		421	5705246	6149 63 5	LFS		425	6543137	6156 22 3	LFS		414
5704027	6149 06 7	LFS		421	5705284	6149 64 3	LFS		425	5649328	6156 22 7	LFS		414
5704034	6149 07 3	LFS		422	5705291	6149 64 9	LFS		425	6543076	6156 23 1	LFS		414
5704041	6149 07 9	LFS		423	5705307	6149 65 5	LFS		425					
5704072	6149 09 0	LFS		421	5705314	6149 66 1	LFS		425	6577576	6158 22 6	LFS		403
5704089	6149 09 6	LFS		422	5774464	6149 69 1	LFS		424	6577750	6158 23 4	LFS		402
5704096	6149 10 2	LFS		423						6577934	6158 24 2	LFS		403
5704102	6149 11 0	LFS		422						6578115	6158 25 0	LFS		404
5704133	6149 11 6	LFS		423	6798070	6150 07 1	LFS	/m	401	6578290	6158 26 9	LFS		405
5704140	6149 12 5	LFS		423	6798131	6150 09 8	LFS		401	6578658	6158 28 5	LFS		405
5704157	6149 13 1	LFS		422	6798193	6150 10 1	LFS		401	6578832	6158 29 3	LFS		406
5704164	6149 13 7	LFS		423	6097579	6150 15 2	LFS		401	6641352	6158 30 7	LFS		405
5704195	6149 14 3	LFS		424	6097630	6150 16 0	LFS		401	6578955	6158 33 1	LFS		403
5704201	6149 14 9	LFS		422	6097692	6150 17 9	LFS		401	6579136	6158 35 8	LFS		402
5704218	6149 15 5	LFS		423	6097753	6150 18 7	LFS		401	6579310	6158 36 6	LFS		403
5704225	6149 16 1	LFS		424	6097753	6150 18 7	LFS		401	6579495	6158 37 4	LFS		404
5704263	6149 17 0	LFS		421	6493159	6150 26 8	LFS		401	6579679	6158 38 2	LFS		405
5704270	6149 17 6	LFS		422	6493098	6150 27 6	LFS		401	6580033	6158 40 4	LFS		405
5704287	6149 18 3	LFS		423	6493036	6150 28 4	LFS		401	6580217	6158 41 2	LFS		406
5704317	6149 18 9	LFS		424	6492978	6150 29 2	LFS		401	6641536	6158 42 0	LFS		405
5704324	6149 19 7	LFS		421	6097876	6150 44 6	LFS		402	6580392	6158 45 5	LFS		403
5704331	6149 20 3	LFS		422	6491711	6150 45 4	LFS		402	6580576	6158 46 3	LFS		402
5704348	6149 20 9	LFS		423	6507191	6150 63 2	LFS		405	6580750	6158 47 1	LFS		403
5704386	6149 21 5	LFS		424	6975686	6150 64 0	LFS		405	6580934	6158 49 8	LFS		404
5704393	6149 22 5	LFS		421	6098170	6150 75 6	LFS		401	6581115	6158 50 1	LFS		405
5704409	6149 23 1	LFS		421	6492251	6150 76 4	LFS		401	6581474	6158 53 6	LFS		405
5704430	6149 23 7	LFS		421	6508037	6150 77 2	LFS		402	6581658	6158 54 4	LFS		406
5704447	6149 24 3	LFS		422	6491773	6150 78 0	LFS		402	6641895	6158 55 2	LFS		406
5704454	6149 24 9	LFS		422						6581832	6158 58 7	LFS		403
5704461	6149 25 5	LFS		423	6098293	6152 00 7	LFS	/pc.	401	6582013	6158 59 5	LFS		402
5704492	6149 26 1	LFS		421	6098354	6152 01 5	LFS		402	6582198	6158 60 9	LFS		403
5704508	6149 26 7	LFS		421	6507610	6152 03 1	LFS		402	6582372	6158 61 7	LFS		404
5704515	6149 27 3	LFS		421	6098477	6152 05 8	LFS		403	6582556	6158 62 5	LFS		405
5704522	6149 27 9	LFS		422	6507375	6152 08 2	LFS		405	6582914	6158 64 1	LFS		405
5704553	6149 28 5	LFS		423	6507252	6152 10 4	LFS		404	6583096	6158 66 8	LFS		406
5704560	6149 29 4	LFS		421	6098712	6152 30 9	LFS		401	6641710	6158 67 6	LFS		406
5704577	6149 30 0	LFS		422	6098774	6152 31 7	LFS		402	6642618	6158 69 2	LFS		402
5704584	6149 30 6	LFS		422	6507795	6152 38 4	LFS		404	6434473	6158 70 6	LFS		403
5704614	6149 31 2	LFS		424	6099139	6152 60 0	LFS		401	6434534	6158 71 4	LFS		403
5704621	6149 31 8	LFS		423	6099191	6152 61 9	LFS		402	6434596	6158 72 2	LFS		403
5704638	6149 32 4	LFS		423	6099191	6152 61 9	LFS		402	6434657	6158 73 0	LFS		404
5704645	6149 33 0	LFS		424	6507733	6152 68 6	LFS		404	6434718	6158 74 9	LFS		405
5704676	6149 33 6	LFS		424						6584178	6158 76 5	LFS		405
5704683	6149 34 2	LFS		421	6099559	6153 00 3	LFS		401	6583270	6158 77 3	LFS		406
5704690	6149 34 8	LFS		421	6099610	6153 01 1	LFS		402	6643158	6158 78 1	LFS		404
5704706	6149 35 4	LFS		422	6507917	6153 08 9	LFS		404	6434831	6158 80 3	LFS		406
5704737	6149 36 0	LFS		422	6099979	6153 29 1	LFS		401	6507559	6158 83 8	LFS		402
5704744	6149 36 6	LFS		424	6804498	6153 30 5	LFS		402	6507498	6158 84 6	LFS		403
5704751	6149 37 2	LFS		423	6507856	6153 37 2	LFS		404	6507436	6158 88 9	LFS		405
5704768	6149 37 8	LFS		423	6100392	6153 59 3	LFS		401					
5704799	6149 38 4	LFS		424	6100453	6153 60 7	LFS		402	6103997	6159 37 0	LFS		413
5704805	6149 39 0	LFS		424	6507672	6153 67 4	LFS		404					
5704812	6149 40 0	LFS		421	6492138	6154 02 6	LFS		401	6577637	6160 01 8	LFS		403
5704829	6149 40 6	LFS		422	6491650	6154 03 4	LFS		402	6577811	6160 02 6	LFS		402
5704850	6149 41 2	LFS		423	6974481	6154 06 9	LFS		404	6577996	6160 03 			

GTIN	Art. no.	PE	Price	Page
			/pc.	
6106394	6160 33 6	LFS		409
6106455	6160 34 4	LFS		410
6106516	6160 35 2	LFS		410
6106578	6160 36 0	LFS		411
6638178	6160 37 9	LFS		410
6639557	6160 39 5	LFS		409
6106639	6160 48 4	LFS		411
6106691	6160 49 2	LFS		412
6106752	6160 52 2	LFS		412
6502035	6160 54 9	LFS		412
6579013	6160 60 3	LFS		403
6579198	6160 61 1	LFS		402
6579372	6160 63 8	LFS		403
6579556	6160 64 6	LFS		404
6579730	6160 65 4	LFS		405
6580095	6160 67 0	LFS		405
6641598	6160 68 9	LFS		405
6580279	6160 69 7	LFS		406
6106813	6160 70 0	LFS		406
6106875	6160 71 9	LFS		407
6106936	6160 72 7	LFS		407
6107179	6160 90 5	LFS		408
6107230	6160 91 3	LFS		408
6107292	6160 92 1	LFS		409
6107353	6160 94 8	LFS		410
6107414	6160 95 6	LFS		410
6107476	6160 96 4	LFS		411
6638352	6160 97 2	LFS		410
6639731	6160 98 0	LFS		409
6107537	6161 10 3	LFS		411
6107599	6161 11 1	LFS		412
6107650	6161 15 4	LFS		412
6501854	6161 17 0	LFS		412
6581894	6161 20 0	LFS		403
6582075	6161 21 9	LFS		402
6582259	6161 22 7	LFS		403
6582433	6161 23 5	LFS		404
6582617	6161 24 3	LFS		405
6582976	6161 27 8	LFS		405
6641772	6161 28 6	LFS		406
6583157	6161 29 4	LFS		406
6107711	6161 30 8	LFS		406
6107773	6161 31 6	LFS		407
6107834	6161 32 4	LFS		407
6108077	6161 50 2	LFS		408
6108138	6161 51 0	LFS		408
6108190	6161 52 9	LFS		409
6108251	6161 53 7	LFS		410
6108312	6161 54 5	LFS		411
6108374	6161 55 3	LFS		411
6638536	6161 56 1	LFS		410
6639915	6161 59 6	LFS		409
6108435	6161 70 7	LFS		411
6108497	6161 71 5	LFS		412
6108558	6161 75 8	LFS		412
6501250	6161 77 4	LFS		413
6580453	6161 90 1	LFS		403
6580637	6161 92 8	LFS		402
6580811	6161 93 6	LFS		403
6580996	6161 94 4	LFS		404
6581177	6161 95 2	LFS		405
6581535	6161 97 9	LFS		405
6641956	6161 98 7	LFS		406
6581719	6161 99 5	LFS		406
6108619	6162 00 2	LFS		406
6108671	6162 01 0	LFS		407
6108732	6162 02 9	LFS		407
6108978	6162 20 7	LFS		408
6109036	6162 21 5	LFS		408
6109098	6162 22 3	LFS		409
6109159	6162 23 1	LFS		410
6109210	6162 25 8	LFS		411
6109272	6162 26 6	LFS		411
6638710	6162 27 4	LFS		410
6640096	6162 29 0	LFS		409
6109333	6162 40 1	LFS		411
6109395	6162 42 8	LFS		412
6109456	6162 45 2	LFS		412
6501618	6162 47 9	LFS		413
6643219	6162 48 7	LFS		404
6642670	6162 49 5	LFS		402
6583454	6162 50 9	LFS		403
6583577	6162 51 7	LFS		403

GTIN	Art. no.	PE	Price	Page
			/pc.	
6583690	6162 52 5	LFS		403
6583812	6162 53 3	LFS		404
6583935	6162 54 1	LFS		405
6584239	6162 57 6	LFS		405
6641239	6162 58 4	LFS		406
6583331	6162 59 2	LFS		406
6109517	6162 60 6	LFS		406
6109579	6162 61 4	LFS		407
6109630	6162 62 2	LFS		407
6109876	6162 80 0	LFS		408
6109937	6162 81 9	LFS		408
6109999	6162 82 7	LFS		409
6110056	6162 83 5	LFS		410
6110117	6162 84 3	LFS		411
6110179	6162 85 1	LFS		411
6637997	6162 87 8	LFS		410
6639373	6162 88 6	LFS		409
6110230	6163 00 9	LFS		411
6110292	6163 01 7	LFS		412
6110353	6163 04 1	LFS		412
6651436	6163 07 6	LFS		413
6438433	6168 70 1	LFS		404
6438495	6168 72 8	LFS		404
6801671	6168 73 6	LFS		404
6802159	6168 74 4	LFS		404
6781393	6169 29 5	LFS		413
6111619	6169 30 9	LFS		413
6111671	6169 31 7	LFS		413
6111732	6169 32 5	LFS		413
6782291	6169 36 8	LFS		413
6111855	6169 37 6	LFS		413
6111916	6169 38 4	LFS		413
6111978	6169 39 2	LFS		414
6112036	6169 40 6	LFS		414
6782475	6169 42 2	LFS		413
6112098	6169 43 0	LFS		413
6112159	6169 44 9	LFS		413
6112210	6169 45 7	LFS		414
5933779	6175 37 5	LFS		417
5933953	6175 39 0	LFS		417
5812456	6175 40 0	LFS		417
5812463	6175 40 5	LFS		418
5812470	6175 41 0	LFS		418
5812487	6175 41 5	LFS		418
5812494	6175 42 0	LFS		419
5812500	6175 42 5	LFS		419
5817703	6175 43 5	LFS		417
5817710	6175 43 8	LFS		418
5817727	6175 44 1	LFS		418
5817734	6175 44 4	LFS		418
5817741	6175 44 7	LFS		419
5817772	6175 45 0	LFS		419
5817789	6175 46 0	LFS		417
5817796	6175 46 3	LFS		418
5817802	6175 46 6	LFS		418
5817833	6175 46 9	LFS		418
5817840	6175 47 2	LFS		419
5817857	6175 47 5	LFS		419
5812517	6175 50 0	LFS		419
5812524	6175 50 4	LFS		419
5933946	6175 54 0	LFS		417
5934233	6175 54 6	LFS		417
5813910	6175 55 0	LFS		417
5813927	6175 55 4	LFS		418
5813934	6175 55 8	LFS		418
5813941	6175 56 2	LFS		418
5813958	6175 56 6	LFS		419
5813965	6175 57 0	LFS		419
5933809	6175 57 2	LFS		417
5934073	6175 57 8	LFS		417
5922780	6175 58 1	LFS		417
5814016	6175 59 0	LFS		418
5814023	6175 59 4	LFS		418
5814030	6175 59 8	LFS		418
5814047	6175 60 2	LFS		419
5814054	6175 60 6	LFS		419
5933830	6175 61 2	LFS		417

GTIN	Art. no.	PE	Price	Page
			/pc.	
5934127	6175 61 8	LFS		417
5922841	6175 62 4	LFS		417
5814061	6175 62 6	LFS		418
5814078	6175 63 0	LFS		418
5814085	6175 63 4	LFS		418
5814092	6175 63 8	LFS		419
5814108	6175 64 2	LFS		419
5933885	6175 64 8	LFS		417
5934158	6175 65 4	LFS		417
5922896	6175 65 8	LFS		417
5814115	6175 66 2	LFS		418
5814122	6175 66 6	LFS		418
5814139	6175 67 0	LFS		418
5814146	6175 67 4	LFS		419
5814153	6175 67 8	LFS		419
5933915	6175 68 4	LFS		417
5934189	6175 69 0	LFS		417
5922926	6175 69 4	LFS		417
5814160	6175 69 8	LFS		418
5814177	6175 70 2	LFS		418
5814184	6175 70 6	LFS		418
5814191	6175 71 0	LFS		419
5814207	6175 71 4	LFS		419
5814238	6175 74 4	LFS		417
5814245	6175 74 8	LFS		418
5814252	6175 75 2	LFS		418
5814269	6175 75 6	LFS		418
5814290	6175 76 0	LFS		419
5814306	6175 76 4	LFS		419
5922797	6175 78 0	LFS		417
5814313	6175 78 4	LFS		418
5814320	6175 78 8	LFS		418
5814368	6175 79 2	LFS		418
5814375	6175 79 6	LFS		419
5814382	6175 80 0	LFS		419
5922858	6175 81 6	LFS		417
5814429	6175 82 0	LFS		418
5814436	6175 82 4	LFS		418
5814443	6175 82 8	LFS		418
5814474	6175 83 2	LFS		419
5814481	6175 83 6	LFS		419
5922902	6175 85 2	LFS		417
5814498	6175 85 6	LFS		418
5814504	6175 86 0	LFS		418
5814511	6175 86 4	LFS		418
5814528	6175 86 8	LFS		419
5814535	6175 87 2	LFS		419
5922964	6175 88 8	LFS		417
5814542	6175 89 2	LFS		418
5814559	6175 89 6	LFS		418
5814566	6175 90 0	LFS		418
5814573	6175 90 4	LFS		419
5814580	6175 90 8	LFS		419
5814597	6175 92 8	LFS		417
5814603	6175 93 2	LFS		418
5814610	6175 93 6	LFS		418
5814627	6175 94 0	LFS		418
5814863	6175 94 4	LFS		419
5814870	6175 94 8	LFS		419
5922803	6175 96 4	LFS		417
5814887	6175 96 8	LFS		418
5814894	6175 97 2	LFS		418
5814900	6175 97 6	LFS		418
5814917	6175 98 0	LFS		419
5814924	6175 98 4	LFS		419
5922865	6176 00 0	LFS		417

Numeric directory

Structure of the GTIN: Country code **40**

Manufacturer code **1219**

Individual GTIN **5647589**

GTIN	Art. no.	PE	Price	Page	GTIN	Art. no.	PE	Price	Page	GTIN	Art. no.	PE	Price	Page
5817864	6176 12 2	LFS	/100 pc.	419	6041640	6178 51 0	LFS	/m	440	6677535	6183 12 3	LFS	/pc.	411
5817895	6176 12 5	LFS		419	6041763	6178 51 2	LFS		441	6677597	6183 13 1	LFS		412
5817901	6176 12 8	LFS		419	6041886	6178 51 4	LFS		441	6677658	6183 16 6	LFS		412
5817918	6176 13 1	LFS		419						6501373	6183 18 2	LFS		413
					6014279	6178 52 0	LFS	/100 pc.	442	6673391	6183 21 2	LFS		403
					6337057	6178 52 5	LFS		442	6673452	6183 25 5	LFS		404
			/m					/pc.		6673513	6183 29 8	LFS		405
6000050	6178 00 1	LFS		437	6014514	6178 52 7	LFS		442	6673575	6183 30 1	LFS		406
6000173	6178 00 3	LFS		437	6014637	6178 52 9	LFS		442	6673636	6183 33 6	LFS		406
6000296	6178 00 5	LFS		437	6014750	6178 53 5	LFS		442	6673698	6183 34 4	LFS		406
6000418	6178 01 0	LFS		437				/100 pc.		6673759	6183 35 2	LFS		407
6000531	6178 01 2	LFS		437	6014873	6178 54 0	LFS		443	6673810	6183 36 0	LFS		407
6000654	6178 01 4	LFS		437	6014996	6178 54 2	LFS		443	6677719	6183 40 9	LFS		408
6000777	6178 01 6	LFS		437	6015061	6178 54 8	LFS		443	6677771	6183 41 7	LFS		408
6000890	6178 01 8	LFS		437				/m		6677832	6183 42 5	LFS		409
6001132	6178 02 6	LFS		437	5803751	6178 55 2	LFS		445	6677894	6183 43 3	LFS		410
6001255	6178 02 8	LFS		437	5803768	6178 55 6	LFS		445	6677955	6183 44 1	LFS		410
6001378	6178 03 1	LFS		437	5803799	6178 55 9	LFS		445	6678013	6183 46 8	LFS		411
6001491	6178 03 3	LFS		437	5803805	6178 56 3	LFS		445	6678075	6183 47 6	LFS		411
6001613	6178 03 5	LFS		438	5803812	6178 56 6	LFS		445	6678136	6183 48 4	LFS		409
6001736	6178 03 7	LFS		438	5803744	6178 58 2	LFS		445	6678198	6183 52 2	LFS		411
6001859	6178 03 9	LFS		438	5803829	6178 58 5	LFS		445	6678259	6183 53 0	LFS		412
6002214	6178 05 0	LFS		438	5803836	6178 58 8	LFS		445	6678310	6183 55 7	LFS		412
6002337	6178 05 2	LFS		438				/100 pc.		6222131	6183 57 3	LFS		413
6002450	6178 05 4	LFS		438	6017829	6178 65 0	LFS		445	6673933	6183 60 3	LFS		402
6002573	6178 05 6	LFS		438				/pc.		6673995	6183 61 1	LFS		403
6002696	6178 05 9	LFS		438						6674053	6183 65 4	LFS		404
6002818	6178 06 1	LFS		438						6674114	6183 66 2	LFS		404
			/100 pc.		6674657	6182 01 1	LFS		403	6674176	6183 69 7	LFS		405
6008339	6178 09 2	LFS		442	6674718	6182 06 2	LFS		404	6674237	6183 70 0	LFS		406
			/m		6674770	6182 09 7	LFS		405	6674299	6183 72 7	LFS		406
6004850	6178 20 1	LFS		438	6674831	6182 10 0	LFS		405	6674350	6183 73 5	LFS		406
6004973	6178 20 3	LFS		438	6674893	6182 11 9	LFS		406	6674411	6183 74 3	LFS		407
6005093	6178 20 5	LFS		439	6674954	6182 12 7	LFS		406	6674473	6183 75 1	LFS		407
6005215	6178 20 7	LFS		439	6675012	6182 13 5	LFS		407	6678372	6183 80 8	LFS		408
6005307	6178 20 9	LFS		439	6675074	6182 14 3	LFS		407	6678433	6183 81 6	LFS		408
6005406	6178 21 1	LFS		439	6675739	6182 19 4	LFS		408	6678495	6183 82 4	LFS		409
6005505	6178 21 3	LFS		439	6675791	6182 20 8	LFS		408	6678556	6183 83 2	LFS		410
6005802	6178 22 5	LFS		439	6675852	6182 21 6	LFS		409	6678617	6183 84 0	LFS		410
6005932	6178 22 7	LFS		439	6675913	6182 22 4	LFS		410	6678679	6183 85 9	LFS		411
6006052	6178 22 9	LFS		439	6675975	6182 23 2	LFS		410	6678730	6183 86 7	LFS		411
6006175	6178 23 1	LFS		439	6676033	6182 24 0	LFS		410	6678792	6183 87 5	LFS		409
6006298	6178 23 3	LFS		439	6676095	6182 25 9	LFS		411	6678853	6183 91 3	LFS		411
6006410	6178 23 6	LFS		439	6676156	6182 26 7	LFS		409	6678914	6183 92 1	LFS		412
6009411	6178 30 2	LFS		440	6676217	6182 30 5	LFS		411	6678976	6183 95 6	LFS		412
6009534	6178 30 5	LFS		440	6676279	6182 31 3	LFS		412	6679034	6183 98 0	LFS		413
6009657	6178 30 7	LFS		440	6676330	6182 34 8	LFS		412				/m	
6009732	6178 31 0	LFS		440	6501977	6182 36 4	LFS		412	6794058	6191 00 2	LFS		402
6009831	6178 31 2	LFS		440	6675197	6182 40 2	LFS		403	6794119	6191 01 0	LFS		402
6009930	6178 31 4	LFS		440	6675258	6182 44 5	LFS		404	6494590	6191 02 9	LFS		403
6010073	6178 31 6	LFS		440	6675319	6182 48 8	LFS		405	6794171	6191 03 7	LFS		403
6010196	6178 32 0	LFS		440	6675371	6182 49 6	LFS		405	6496938	6191 04 5	LFS		404
6010318	6178 32 2	LFS		440	6675432	6182 52 6	LFS		406	6505036	6191 05 3	LFS		404
6010400	6178 32 4	LFS		440	6675494	6182 53 4	LFS		406	6794232	6191 06 1	LFS		405
6010509	6178 32 6	LFS		440	6675555	6182 54 2	LFS		407	6794294	6191 09 6	LFS		405
6010608	6178 32 8	LFS		441	6675616	6182 55 0	LFS		407	6497058	6191 11 8	LFS		405
6010707	6178 33 0	LFS		441	6676392	6182 59 3	LFS		408	6363490	6191 12 6	LFS		406
6010806	6178 33 4	LFS		441	6676453	6182 60 7	LFS		408	6794355	6191 13 4	LFS		406
6010929	6178 33 6	LFS		441	6676514	6182 61 5	LFS		409	6794416	6191 14 2	LFS		407
6011049	6178 33 8	LFS		441	6676576	6182 62 3	LFS		410	6501199	6191 15 0	LFS		407
6011162	6178 34 1	LFS		441	6676637	6182 63 1	LFS		410	6363018	6191 19 3	LFS		408
			/100 pc.		6676699	6182 65 8	LFS		410	6491292	6191 20 7	LFS		408
6011285	6178 34 9	LFS		442	6676750	6182 66 6	LFS		411	6363438	6191 21 5	LFS		409
			/m		6676811	6182 67 4	LFS		409	6363377	6191 22 3	LFS		410
6013197	6178 42 0	LFS		441	6676873	6182 71 2	LFS		411	6491230	6191 23 1	LFS		410
6013319	6178 42 2	LFS		441	6676934	6182 72 0	LFS		412	6363193	6191 25 8	LFS		410
6013432	6178 42 4	LFS		441	6676996	6182 74 7	LFS		412	6794478	6191 26 6	LFS		411
6013555	6178 42 6	LFS		442	6501793	6182 76 3	LFS		412	6799459	6191 27 4	LFS		409
6013678	6178 42 8	LFS		442	6672851	6182 80 1	LFS		403	5042273	6191 30 4	LFS		411
6013791	6178 43 0	LFS		442	6672912	6182 85 2	LFS		404	5042280	6191 31 2	LFS		412
6013913	6178 43 5	LFS		442	6672974	6182 88 7	LFS		405	5042297	6191 34 7	LFS		412
6014033	6178 43 7	LFS		442	6673032	6182 89 5	LFS		406	5042303	6191 35 5	LFS		412
6014156	6178 43 9	LFS		442	6673094	6182 91 7	LFS		406	6976942	6191 63 0	LFS		414
6015184	6178 44 1	LFS		442	6673155	6182 92 5	LFS		406	6502455	6191 70 3	LFS		414
5049531	6178 47 9	LFS		437	6673216	6182 93 3	LFS		407				/pc.	
6040														

GTIN	Art. no.	PE	Price	Page
6795017	6191 96 7	LFS	/pc.	407
6221110	6191 97 5	LFS		407
6362950	6192 01 7	LFS		408
6799879	6192 02 5	LFS		408
6362776	6192 03 3	LFS		409
6362479	6192 04 1	LFS		410
6800056	6192 06 8	LFS		410
6362233	6192 07 6	LFS		410
6795079	6192 08 4	LFS		411
6800896	6192 09 2	LFS		409
5042457	6192 10 6	LFS		411
5042525	6192 11 0	LFS		412
5042594	6192 11 4	LFS		412
5042662	6192 11 8	LFS		412
6795253	6192 14 9	LFS		402
6494712	6192 15 7	LFS		403
6795314	6192 16 5	LFS		403
6504855	6192 17 3	LFS		404
6795376	6192 18 1	LFS		405
6795437	6192 21 1	LFS		405
6497171	6192 23 8	LFS		405
6795499	6192 24 6	LFS		406
6795550	6192 25 4	LFS		406
6795611	6192 26 2	LFS		407
6220878	6192 27 0	LFS		407
6360970	6192 31 9	LFS		408
6801558	6192 32 7	LFS		408
6354559	6192 33 5	LFS		409
6353057	6192 34 3	LFS		410
6492312	6192 35 1	LFS		410
6351855	6192 37 8	LFS		410
6795673	6192 38 6	LFS		411
6492374	6192 39 4	LFS		409
5042464	6192 41 6	LFS		411
5042532	6192 42 0	LFS		412
5042600	6192 42 4	LFS		412
5042693	6192 42 8	LFS		412
6796212	6192 45 9	LFS		402
6494774	6192 46 7	LFS		403
6796274	6192 47 5	LFS		403
6504978	6192 48 3	LFS		404
6796335	6192 49 1	LFS		405
6796397	6192 51 3	LFS		405
6497232	6192 52 1	LFS		406
6796458	6192 54 8	LFS		406
6796519	6192 55 6	LFS		406
6796571	6192 56 4	LFS		407
6500833	6192 57 2	LFS		407
6351794	6192 61 0	LFS		408
6492435	6192 62 9	LFS		408
6712519	6192 63 7	LFS		409
6712571	6192 64 5	LFS		410
6492497	6192 65 3	LFS		410
6712632	6192 66 1	LFS		411
6796632	6192 68 8	LFS		411
6492558	6192 69 6	LFS		409
5042471	6192 71 8	LFS		411
5042549	6192 72 2	LFS		412
5042631	6192 72 6	LFS		412
5042709	6192 73 0	LFS		413
6796694	6192 75 0	LFS		402
6494835	6192 76 9	LFS		403
6796755	6192 77 7	LFS		403
6504916	6192 78 5	LFS		404
6796816	6192 79 3	LFS		405
6796878	6192 81 5	LFS		405
6497294	6192 82 3	LFS		406
6796939	6192 83 1	LFS		406
6796991	6192 85 8	LFS		406
6797059	6192 86 6	LFS		407
6496990	6192 87 4	LFS		407
6712694	6192 91 2	LFS		408
6492619	6192 92 0	LFS		408
6712755	6192 93 9	LFS		409
6712816	6192 94 7	LFS		410
6492671	6192 95 5	LFS		410
6712878	6192 96 3	LFS		411
6797110	6192 97 1	LFS		411
6492732	6192 99 8	LFS		409
5042488	6193 02 1	LFS		411
5042570	6193 02 5	LFS		412
5042648	6193 02 9	LFS		412

GTIN	Art. no.	PE	Price	Page
5042716	6193 03 3	LFS	/pc.	413
6797172	6193 09 9	LFS		402
6797233	6193 10 2	LFS		403
6975624	6193 11 0	LFS		403
6797295	6193 12 9	LFS		403
6976768	6193 13 7	LFS		404
6504794	6193 14 5	LFS		404
6797356	6193 15 3	LFS		405
6797417	6193 18 8	LFS		405
6497355	6193 19 6	LFS		406
6712939	6193 21 8	LFS		406
6797479	6193 22 6	LFS		406
6797530	6193 23 4	LFS		407
6974788	6193 24 2	LFS		407
6712991	6193 28 5	LFS		408
6492794	6193 29 3	LFS		408
6713059	6193 30 7	LFS		409
6713110	6193 31 5	LFS		410
6492855	6193 32 3	LFS		410
6713172	6193 33 1	LFS		411
6797592	6193 35 8	LFS		411
6492916	6193 36 6	LFS		409
5042518	6193 38 7	LFS		411
5042587	6193 39 1	LFS		412
5042655	6193 39 5	LFS		412
5042723	6193 39 9	LFS		413
6223695	6193 50 1	LFS		402
6975266	6193 52 8	LFS		403
6507313	6193 56 0	LFS		405
5461814	6193 58 0	LFS		407
5462170	6193 58 2	LFS		407
5461821	6193 58 6	LFS		407
5462187	6193 58 8	LFS		407
5461838	6193 59 0	LFS		408
5462217	6193 59 2	LFS		408
5461845	6193 59 6	LFS		409
5462224	6193 59 8	LFS		409
6448272	6194 03 6	LFS		413
6448098	6194 04 4	LFS		413
6447978	6194 05 2	LFS		413
6447497	6194 06 0	LFS		413
6628636	6194 10 9	LFS		413
6628575	6194 11 7	LFS		413
6628513	6194 12 5	LFS		413
6628452	6194 13 3	LFS		414
6628391	6194 14 1	LFS		414
6628339	6194 18 4	LFS		413
6618910	6194 19 2	LFS		413
6618859	6194 20 6	LFS		413
6349814	6194 21 4	LFS		414
6096329	6199 10 3	LFS	/m	433
6096206	6199 10 5	LFS		433
6096381	6199 10 7	LFS		433
6096442	6199 10 9	LFS		433
6096503	6199 12 2	LFS	/pc.	433
6096268	6199 12 4	LFS		433
6099993	6199 12 6	LFS		433
6100057	6199 12 8	LFS		433
6119615	6199 13 3	LFS		433
6153190	6199 13 5	LFS		433
6153251	6199 13 7	LFS		433
6153312	6199 13 9	LFS		433
6153497	6199 15 0	LFS		433
6153374	6199 15 2	LFS		433
6153435	6199 15 4	LFS		433
6153558	6199 15 6	LFS		433
6153619	6199 16 3	LFS		433
6153671	6199 16 5	LFS		433
6153732	6199 16 7	LFS		433
6153794	6199 16 9	LFS		433
6153855	6199 18 0	LFS		433
6153916	6199 18 2	LFS		433
6153978	6199 18 4	LFS		433
6154036	6199 18 6	LFS		433
6154098	6199 20 2	LFS	/m	433
6154159	6199 20 4	LFS		433
6154210	6199 20 6	LFS		433
6154272	6199 20 8	LFS		433

GTIN	Art. no.	PE	Price	Page
6154333	6199 22 3	LFS	/pc.	433
6154395	6199 22 5	LFS		433
6154456	6199 22 7	LFS		433
6154517	6199 22 9	LFS		433
6154579	6199 23 2	LFS		433
6154630	6199 23 4	LFS		433
6154692	6199 23 6	LFS		433
6155774	6199 23 8	LFS		433
6155835	6199 25 1	LFS		433
6155897	6199 25 3	LFS		433
6155958	6199 25 5	LFS		433
6156016	6199 25 7	LFS		433
6156078	6199 26 2	LFS		433
6156139	6199 26 4	LFS		433
6156313	6199 26 6	LFS		433
6156375	6199 26 8	LFS		433
6156559	6199 28 1	LFS		433
6156498	6199 28 3	LFS		433
6156610	6199 28 5	LFS		433
6156672	6199 28 7	LFS		433
6156795	6199 40 2	LFS		433
6156733	6199 40 4	LFS		433
6156856	6199 40 6	LFS		433
6156979	6199 40 8	LFS		433
6157037	6199 42 1	LFS		433
6157099	6199 42 3	LFS		433
6157211	6199 42 5	LFS		433
6157570	6199 42 7	LFS		433
6157938	6199 44 2	LFS		433
6158294	6199 44 4	LFS		433
6158652	6199 44 6	LFS		433
6158713	6199 44 8	LFS		433
6158775	6199 46 1	LFS		433
6158836	6199 46 3	LFS		433
6158898	6199 46 5	LFS		433
6158959	6199 46 7	LFS		433
5063483	6200 50 8	KTS	/m	257
5063513	6200 51 1	KTS		257
5063520	6200 51 4	KTS		257
5063537	6200 51 7	KTS		257
5063544	6200 52 0	KTS		

Numeric directory

Structure of the GTIN: Country code **40**

Manufacturer code **1219**

Individual GTIN **5647589**

GTIN	Art. no.	PE	Price	Page	GTIN	Art. no.	PE	Price	Page	GTIN	Art. no.	PE	Price	Page
6126910	6203 15 9	KTS	/pc.	257	5064473	6208 71 2	KTS	/m	310	6151998	6214 13 4	KTS	/pc.	260
6126972	6203 16 7	KTS		257						6152056	6214 14 2	KTS		260
6132133	6205 03 8	KTS		258	6960262	6208 77 0	BSS	/pc.	370	6152117	6214 15 0	KTS		260
6132195	6205 04 6	KTS		258						6152179	6214 16 9	KTS		260
6132256	6205 05 4	KTS		258	6139514	6208 80 0	KTS		381	6152230	6214 17 7	KTS		260
6132317	6205 06 2	KTS		258	6666799	6208 83 5	KTS		327	6152353	6214 22 3	KTS		260
6132379	6205 07 0	KTS		258	5065555	6208 84 0	KTS		259	6152414	6214 23 1	KTS		260
6132492	6205 12 7	KTS		258	5065556	6208 84 3	KTS		259	6152476	6214 25 8	KTS		260
6132553	6205 13 5	KTS		258	5065579	6208 84 6	KTS		310	6152537	6214 26 6	KTS		260
6132614	6205 14 3	KTS		258	5022084	6208 89 1	KTS		327	6152599	6214 27 4	KTS		260
6132676	6205 15 1	KTS		258	5065586	6208 89 5	KTS		259	6152711	6214 32 0	KTS		260
6132737	6205 17 8	KTS		258	5065586	6208 89 5	KTS		259	6152773	6214 33 9	KTS		260
6133574	6205 53 4	KTS		258	5065616	6208 89 8	KTS		259	6152834	6214 34 7	KTS		260
6133635	6205 54 2	KTS		258	5046370	6208 93 2	KTS		327	6152896	6214 35 5	KTS		260
6133697	6205 55 0	KTS		258	5065623	6208 94 1	KTS		259	6152957	6214 36 3	KTS		260
6133758	6205 56 9	KTS		258	5065630	6208 94 4	KTS		259					
6133819	6205 57 7	KTS		258	5065647	6208 94 7	KTS		310				/m	261
6133932	6205 62 3	KTS		258						5064480	6216 40 4	KTS		261
6133994	6205 63 1	KTS		258	6142996	6211 03 8	KTS		259	5064497	6216 40 7	KTS		261
6134052	6205 65 8	KTS		258	6143054	6211 04 6	KTS		259	5064503	6216 41 0	KTS		261
6134113	6205 66 6	KTS		258	6143115	6211 05 4	KTS		259	5064534	6216 41 3	KTS		261
6134175	6205 67 4	KTS		258	6143177	6211 06 2	KTS		259	5065203	6216 41 6	KTS		261
					6143238	6211 07 0	KTS		259	5065210	6216 42 3	KTS		261
					6143351	6211 12 7	KTS		259	5065227	6216 42 6	KTS		261
6135370	6206 12 3	KTS		258	6143412	6211 13 5	KTS		259	5065258	6216 42 9	KTS		261
6135431	6206 13 1	KTS		258	6143474	6211 14 3	KTS		259	5065265	6216 43 2	KTS		261
6135493	6206 15 8	KTS		258	6143535	6211 15 1	KTS		259	5065272	6216 43 5	KTS		261
6135554	6206 16 6	KTS		258	6143597	6211 17 8	KTS		259	5065289	6216 44 2	KTS		261
6135615	6206 17 4	KTS		258	6143719	6211 22 4	KTS		259	5065319	6216 44 5	KTS		261
					6143771	6211 23 2	KTS		259	5065326	6216 44 8	KTS		261
			/m		6143832	6211 24 0	KTS		259	5065333	6216 45 1	KTS		261
5299639	6207 50 1	BSS		377	6143894	6211 25 9	KTS		259	5065340	6216 45 4	KTS		261
5299646	6207 50 5	BSS		377	6143955	6211 26 7	KTS		259	5065371	6216 46 5	KTS		261
5299684	6207 50 9	BSS		377	6144075	6211 32 1	KTS		259	5065388	6216 46 8	KTS		261
6705559	6207 92 8	BSS		370	6144136	6211 34 8	KTS		259	5065395	6216 47 1	KTS		261
6705610	6207 93 2	BSS		370	6144198	6211 35 6	KTS		259	5065401	6216 47 4	KTS		261
6705672	6207 93 6	BSS		370	6144259	6211 36 4	KTS		259	5065432	6216 47 7	KTS		261
6705733	6207 94 0	BSS		370	6144310	6211 37 2	KTS		259				/pc.	261
										5065678	6216 54 5	KTS		261
5695578	6207 99 1	KTS		277	6148752	6213 02 2	KTS		260	5065685	6216 54 8	KTS		261
5695585	6207 99 3	KTS		277	6148813	6213 03 0	KTS		260	5065692	6216 58 7	KTS		261
5695592	6207 99 5	KTS		277	6148875	6213 04 9	KTS		260	5065708	6216 59 0	KTS		261
5695608	6207 99 7	KTS		277	6148936	6213 05 7	KTS		260	5065739	6216 65 0	KTS		261
5695615	6207 99 9	KTS		277	6148998	6213 06 5	KTS		260	5065746	6216 65 3	KTS		261
					6149117	6213 13 8	KTS		260					
5063957	6208 50 6	KTS		259	6149179	6213 14 6	KTS		260	6157273	6217 62 1	KTS		261
5063964	6208 50 9	KTS		259	6149230	6213 15 4	KTS		260	6157334	6217 64 8	KTS		261
5063995	6208 51 2	KTS		259	6149292	6213 16 2	KTS		260	6157396	6217 65 6	KTS		261
5064008	6208 51 5	KTS		259	6149353	6213 17 0	KTS		260	6157457	6217 66 4	KTS		261
5064015	6208 51 8	KTS		259	6149476	6213 22 7	KTS		260	6157518	6217 67 2	KTS		261
5064022	6208 53 8	KTS		259	6149537	6213 23 5	KTS		260	6157631	6217 72 9	KTS		261
5064053	6208 54 1	KTS		259	6149599	6213 24 3	KTS		260	6157693	6217 73 7	KTS		261
5064060	6208 54 4	KTS		259	6149650	6213 25 1	KTS		260	6157754	6217 74 5	KTS		261
5064077	6208 54 7	KTS		259	6149711	6213 27 8	KTS		260	6157815	6217 75 3	KTS		261
5064084	6208 55 0	KTS		259	6149834	6213 32 4	KTS		260	6157877	6217 76 1	KTS		261
5434153	6208 56 2	KTS		259	6149896	6213 33 2	KTS		260					
5434160	6208 56 6	KTS		259	6149957	6213 34 0	KTS		260	6160150	6218 82 2	KTS		262
5434207	6208 57 0	KTS		259	6150014	6213 35 9	KTS		260	6160211	6218 83 0	KTS		262
5434214	6208 57 4	KTS		259	6150076	6213 36 7	KTS		260	6160273	6218 84 9	KTS		262
5434221	6208 57 8	KTS		259	6150199	6213 52 9	KTS		260	6160334	6218 85 7	KTS		262
5064114	6208 58 1	KTS		259	6150250	6213 53 7	KTS		260	6160396	6218 86 5	KTS		262
5064121	6208 58 4	KTS		259	6150311	6213 54 5	KTS		260	6160518	6218 93 8	KTS		262
5064138	6208 58 7	KTS		259	6150373	6213 55 3	KTS		260	6160570	6218 94 6	KTS		262
5064145	6208 59 0	KTS		259	6150434	6213 56 1	KTS		260	6160631	6218 95 4	KTS		262
5064176	6208 59 3	KTS		259	6150557	6213 63 4	KTS		260	6160693	6218 96 2	KTS		262
5064183	6208 60 3	KTS		259	6150618	6213 64 2	KTS		260	6160754	6218 97 0	KTS		262
5064190	6208 60 6	KTS		259	6150670	6213 65 0	KTS		260					
5064206	6208 60 9	KTS		259	6150731	6213 66 9	KTS		260	6160877	6219 22 5	KTS		262
5064237	6208 61 2	KTS		259	6150793	6213 67 7	KTS		260	6160938	6219 23 3	KTS		262
5064244	6208 61 5	KTS		259	6150915	6213 72 3	KTS		260	6160990	6219 24 1	KTS		262
5064251	6208 62 7	KTS		259	6150977	6213 73 1	KTS		260	6161058	6219 26 8	KTS		262
5064268	6208 63 0	KTS		259	6151035	6213 75 8	KTS		260	6161119	6219 27 6	KTS		262
5064299	6208 63 3	KTS		259	6151097	6213 76 6	KTS		260	6161232	6219 32 2	KTS		262
5064305	6208 63 6	KTS		259	6151158	6213 77 4	KTS		260	6161294	6219 33 0	KTS		262
5064312	6208 63 9	KTS		259	6151271	6213 82 0	KTS		260	6161355	6219 34 9	KTS		262
5064														

GTIN	Art. no.	PE	Price	Page	
6162130	6219 65 9	KTS	/pc.	262	
6162192	6219 66 7	KTS		262	
5677932	6220 13 9	KTS	/pc.	252	
5807124	6220 14 2	KTS		252	
5807155	6220 14 5	KTS		308	
6163397	6220 43 6	KTS	/pc.	263	
6163458	6220 44 4	KTS		263	
6163519	6220 45 2	KTS		263	
6163571	6220 46 0	KTS		263	
6163632	6220 47 9	KTS		263	
6164417	6221 00 9	KTS		263	
6164479	6221 01 7	KTS		263	
5849841	6221 06 1	KTS		263	
5849872	6221 06 3	KTS		310	
5849889	6221 07 1	KTS		263	
5849896	6221 07 3	KTS		310	
6164530	6221 07 6	KTS		263	
6164592	6221 08 4	KTS		263	
6164653	6221 12 2	KTS	263		
6015252	6221 13 0	KTS	313		
6524839	6221 15 7	KTS	327		
6164714	6221 20 3	KTS	263		
6089116	6221 21 6	KTS	263		
6164837	6221 24 6	KTS	263		
6089239	6221 25 9	KTS	263		
6164950	6221 30 0	KTS	257		
6165018	6221 31 9	KTS	257		
6165070	6221 35 1	KTS	259		
6165131	6221 37 8	KTS	259		
6165193	6221 38 6	KTS	310		
6165254	6221 41 6	KTS	261		
6165315	6221 42 4	KTS	261		
6976881	6221 46 7	BSS	/pc.	370	
6165438	6221 51 3	KTS		263	
6166152	6221 85 8	KTS		263	
6166213	6221 86 6	KTS		263	
6166275	6221 87 4	KTS		263	
6166336	6221 88 2	KTS		263	
6166398	6221 89 0	KTS		263	
6167173	6222 35 8	KTS		263	
6333134	6222 36 6	KTS		242	
5667995	6222 50 2	KTS		/pair	257
5668008	6222 53 7	KTS			259
5668015	6222 55 3	KTS			261
6555857	6222 94 3	BSS		/pc.	370
6555918	6222 95 1	BSS			370
6555970	6222 97 8	BSS			370
6169092	6227 02 3	KTS	/m	271	
6169153	6227 03 1	KTS		271	
6169214	6227 05 8	KTS		271	
6169276	6227 06 6	KTS		271	
6169337	6227 07 4	KTS		271	
6169399	6227 12 0	KTS		271	
6169450	6227 13 9	KTS		271	
6169511	6227 14 7	KTS		271	
6169573	6227 15 5	KTS		271	
6169634	6227 16 3	KTS		271	
5909965	6227 17 0	KTS		328	
5909996	6227 17 2	KTS		328	
5910008	6227 17 4	KTS		328	
5910015	6227 17 6	KTS		328	
5910022	6227 17 8	KTS		328	
5751267	6227 36 0	KTS		313	
5751304	6227 36 2	KTS		313	
5751311	6227 36 4	KTS		313	
5751328	6227 36 6	KTS		313	
5751359	6227 36 8	KTS		313	
6169696	6227 42 2	KTS		272	
6169757	6227 43 0	KTS		272	
6169818	6227 44 9	KTS		272	
6169870	6227 45 7	KTS		272	
6169931	6227 46 5	KTS		272	

GTIN	Art. no.	PE	Price	Page	
6072613	6227 60 0	KTS	/m	272	
6072736	6227 60 4	KTS		272	
6072910	6227 60 8	KTS		272	
6073092	6227 61 2	KTS		272	
6073276	6227 61 6	KTS		272	
6170296	6227 62 7	KTS	/pc.	272	
6170470	6227 70 8	KTS		268	
6170531	6227 71 6	KTS		268	
5684107	6227 72 4	KTS		312	
5910077	6227 73 0	KTS		328	
5767701	6227 83 2	KTS		268	
5767923	6227 83 6	KTS		268	
6170838	6227 85 6	KTS		268	
6170890	6227 86 4	KTS		268	
5696353	6227 86 8	KTS		312	
6170951	6227 90 2	KTS		268	
6171019	6227 91 0	KTS		268	
5696360	6227 91 4	KTS		312	
6171071	6227 95 3	KTS		268	
6171132	6227 96 1	KTS		268	
5696407	6227 96 5	KTS	312		
6171798	6229 33 6	KTS	/m	271	
6171859	6229 34 4	KTS		271	
6171910	6229 35 2	KTS		271	
6171972	6229 36 0	KTS		271	
6172030	6229 37 9	KTS		271	
6172092	6229 42 5	KTS		271	
6172153	6229 43 3	KTS		271	
6172214	6229 44 1	KTS		271	
6172276	6229 46 8	KTS		271	
6172337	6229 47 6	KTS		271	
5910084	6229 50 0	KTS		328	
5910114	6229 50 2	KTS		328	
5910121	6229 50 4	KTS		328	
5910138	6229 50 6	KTS		328	
5910145	6229 50 8	KTS		328	
6172696	6229 72 7	KTS		271	
6172757	6229 73 5	KTS		271	
6172818	6229 74 3	KTS		271	
6172870	6229 75 1	KTS		271	
6172931	6229 77 8	KTS		271	
5910183	6229 82 0	KTS		328	
5910190	6229 82 2	KTS		328	
5910206	6229 82 4	KTS		328	
5910237	6229 82 6	KTS		328	
5910244	6229 82 8	KTS		328	
6173891	6230 42 3	KTS		/m	271
6173952	6230 43 1	KTS			271
6174010	6230 45 8	KTS			271
6174072	6230 46 6	KTS			271
6174133	6230 47 4	KTS			271
6174492	6230 72 5	KTS			272
6174553	6230 73 3	KTS			272
6174614	6230 74 1	KTS			272
6174676	6230 76 8	KTS	272		
6174737	6230 77 6	KTS	272		
6503711	6231 46 2	KTS	/m		272
6503773	6231 47 0	KTS			272
6503834	6231 48 9	KTS			272
6503896	6231 49 7	KTS			272
6503957	6231 50 0	KTS			272
6504015	6231 52 7	KTS		272	
6504077	6231 53 5	KTS		272	
6504138	6231 54 3	KTS		272	
6504190	6231 55 1	KTS		272	
6504251	6231 57 8	KTS		272	
6504619	6231 66 7	KTS		272	
6504671	6231 67 5	KTS		272	
6504732	6231 68 3	KTS		272	
6977420	6231 69 1	KTS		272	
6977482	6231 70 5	KTS		272	
6080410	6231 90 0	KTS		272	
6080472	6231 90 4	KTS		272	
6080533	6231 90 8	KTS		272	
6080595	6231 91 2	KTS		272	
6080656	6231 91 6	KTS		272	
6080717	6231 92 2	KTS		272	
6080779	6231 92 6	KTS		272	
6080830	6231 93 0	KTS		272	
6080892	6231 93 4	KTS		272	
6080953	6231 93 8	KTS		272	

GTIN	Art. no.	PE	Price	Page	
6174799	6232 02 7	KTS	/m	273	
6174850	6232 03 5	KTS		273	
6174911	6232 04 3	KTS		273	
6174973	6232 05 1	KTS		273	
6175031	6232 07 8	KTS		273	
6073450	6232 38 0	KTS		273	
6073634	6232 38 4	KTS		273	
6073696	6232 38 8	KTS		273	
6073757	6232 39 2	KTS		273	
6073993	6232 39 6	KTS		273	
6175390	6232 43 4	KTS	/pc.	274	
6175512	6232 48 5	KTS		270	
6175574	6232 50 7	KTS		273	
6175758	6232 60 4	KTS		273	
6175819	6232 61 2	KTS		273	
6175932	6232 66 3	KTS		273	
6176298	6233 42 2	KTS		273	
6176359	6233 43 0	KTS		273	
6176410	6233 44 9	KTS		273	
6176472	6233 45 7	KTS		273	
6176533	6233 46 5	KTS	273		
6176595	6233 62 7	KTS	273		
6176656	6233 63 5	KTS	273		
6176717	6233 64 3	KTS	273		
6176779	6233 65 1	KTS	273		
6176830	6233 67 8	KTS	273		
6176892	6233 72 4	KTS	274		
6176953	6233 73 2	KTS	274		
6177011	6233 74 0	KTS	274		
6177073	6233 75 9	KTS	274		
6177134	6233 76 7	KTS	274		
6445691	6239 15 3	KTS	/m	264	
6445752	6239 16 1	KTS		264	
6445813	6239 18 8	KTS		264	
6445875	6239 19 6	KTS		264	
6445936	6239 21 8	KTS		264	
6446414	6239 77 3	KTS		264	
6446476	6239 78 1	KTS		264	
6446537	6239 80 3	KTS		264	
6446599	6239 81 1	KTS		264	
6446650	6239 83 8	KTS		264	
6651672	6246 96 6	LFS		/m	427
6118878	6246 97 4	LFS			387
5690955	6246 98 2	LFS			427
6651733	6246 99 0	LFS		427	
6311897	6247 01 6	LFS		/pc.	428
6977369	6247 09 1	LFS	428		
6312139	6247 11 3	LFS	388		
6312191	6247 14 8	LFS	429		
6312252	6247 16 4	LFS	430		
5691006	6247 19 4	LFS	430		
6652754	6247 43 1	LFS	/pc.		427
6118991	6247 43 4	LFS			387
6315253	6247 45 8	LFS			427
6315314	6247 46 6	LFS			388
5699019	6247 47 2	LFS			430
6652518	6247 49 0	LFS			427
6312313	6247 50 4	LFS			428
6652273	6247 56 3	LFS			427
6312733	6247 57 1	LFS			428
6652150	6247 65 2	LFS		427	
6313150	6247 66 0	LFS		428	
6652396	62				

Numeric directory

Structure of the GTIN: Country code **40**

Manufacturer code **1219**

Individual GTIN **5647589**

GTIN	Art. no.	PE	Price	Page	GTIN	Art. no.	PE	Price	Page	GTIN	Art. no.	PE	Price	Page
6313396	6248 14 4	LFS	/pc.	388	6315499	6249 92 2	LFS	/pc.	431	5656890	6274 54 2	LFS	/pc.	457
6313457	6248 15 2	LFS		429	6315611	6249 96 5	LFS		431	5656906	6274 54 6	LFS		457
6313518	6248 16 0	LFS		430	6315673	6249 98 1	LFS		431	5656913	6274 56 0	LFS		457
6503599	6248 18 7	LFS		428						5656920	6274 56 1	LFS		457
6317837	6248 20 9	LFS		388						5656937	6274 56 2	LFS		457
6317899	6248 21 7	LFS		429	5469148	6258 14 1	EGS		527	5656944	6274 56 6	LFS		457
6317950	6248 22 5	LFS		430						5656951	6274 57 0	LFS		457
6503353	6248 28 4	LFS		428						5656968	6274 57 1	LFS		457
6575596	6248 30 6	LFS		388	5427650	6270 67 0	LFS		448	5656975	6274 57 2	LFS		457
6575657	6248 31 4	LFS		429						5842712	6274 57 4	LFS		457
6575718	6248 32 2	LFS		430	5847144	6273 91 0	LFS		474	5656982	6274 57 6	LFS		457
5699026	6248 32 8	LFS		430	5847151	6273 91 1	LFS		474	5656999	6274 59 0	LFS		455
5699033	6248 33 2	LFS		430	5847168	6273 91 2	LFS		474					
5699040	6248 33 6	LFS		430	5847298	6273 92 0	LFS		474	5657002	6274 59 1	LFS		455
5699057	6248 34 0	LFS		430	5847304	6273 92 1	LFS		474	5657019	6274 59 2	LFS		455
5699064	6248 34 4	LFS		430	5847311	6273 92 2	LFS		474					
5699095	6248 42 8	LFS		430	5847205	6273 94 0	LFS		474	5846901	6274 61 0	LFS		457
5699101	6248 43 2	LFS		430	5847243	6273 94 1	LFS		474	5846918	6274 61 1	LFS		457
5699118	6248 43 6	LFS		430	5847250	6273 94 2	LFS		474	5846925	6274 61 2	LFS		457
5699125	6248 45 0	LFS		430						5847052	6274 62 0	LFS		458
5699156	6248 45 4	LFS		430	5846390	6274 21 0	LFS		455	5847069	6274 62 1	LFS		458
			/m		5846406	6274 21 1	LFS		455	5847076	6274 62 2	LFS		458
6651795	6248 46 2	LFS		427	5846413	6274 21 2	LFS		455	5846963	6274 64 0	LFS		458
6119059	6248 47 0	LFS		427	5846574	6274 22 0	LFS		455	5847007	6274 64 1	LFS		458
5690962	6248 48 2	LFS		427	5846581	6274 22 1	LFS		455	5847014	6274 64 2	LFS		458
6651856	6248 49 7	LFS		427	5846598	6274 22 2	LFS		455				/VPE	
6313570	6248 51 9	LFS		428	5846475	6274 24 0	LFS		455	5657033	6274 65 0	LFS		455
6977307	6248 60 8	LFS		428	5846482	6274 24 1	LFS		455				/m	
6313815	6248 62 4	LFS		429	5846512	6274 28 2	LFS		455	5657040	6274 70 0	LFS		457
6313877	6248 64 0	LFS		429						5657057	6274 70 1	LFS		457
6313938	6248 66 7	LFS		430	5655473	6274 30 0	LFS		455	5657064	6274 70 2	LFS		457
5691013	6248 69 4	LFS		430	5656333	6274 30 1	LFS		455	5657071	6274 70 6	LFS		457
			/pc.		5656340	6274 30 2	LFS		455					
6652570	6248 99 3	LFS		427	5656371	6274 30 6	LFS		455					
										5657101	6274 71 0	LFS		458
6313990	6249 00 0	LFS		428	5656401	6274 31 0	LFS		455	5657118	6274 71 1	LFS		458
6652334	6249 08 6	LFS		427	5656432	6274 31 1	LFS		455	5657125	6274 71 2	LFS		458
6314232	6249 09 4	LFS		428	5656449	6274 31 2	LFS		455	5657132	6274 71 6	LFS		458
6652211	6249 16 7	LFS		427	5656456	6274 31 6	LFS		455	5657149	6274 72 0	LFS		458
6314478	6249 17 5	LFS		428	5655664	6274 32 0	LFS		455	5657156	6274 72 1	LFS		458
6652457	6249 25 6	LFS		427	5656463	6274 32 1	LFS		455	5657163	6274 72 2	LFS		458
6318018	6249 26 4	LFS		428	5656494	6274 32 2	LFS		455	5657170	6274 72 6	LFS		458
6652693	6249 41 8	LFS		427	5656500	6274 32 6	LFS		455	5657187	6274 74 0	LFS		458
6575350	6249 42 6	LFS		428	5656517	6274 34 0	LFS		455	5657194	6274 74 1	LFS		458
6503414	6249 48 5	LFS		428	5656524	6274 34 1	LFS		455	5657200	6274 74 2	LFS		458
6314713	6249 50 7	LFS		429	5656555	6274 34 2	LFS		455	5657217	6274 74 6	LFS		458
6314775	6249 51 5	LFS		429	5656562	6274 34 6	LFS		455	5657224	6274 76 0	LFS		458
6314836	6249 52 3	LFS		430	5656579	6274 36 0	LFS		455	5657231	6274 76 1	LFS		458
6503650	6249 55 8	LFS		428	5656596	6274 36 1	LFS		455	5657248	6274 76 2	LFS		458
6314898	6249 57 4	LFS		429	5656616	6274 36 2	LFS		455	5657255	6274 76 6	LFS		458
6314959	6249 58 2	LFS		429	5656623	6274 36 6	LFS		455	5657262	6274 77 0	LFS		458
6315017	6249 59 0	LFS		430	5656630	6274 37 0	LFS		456	5657279	6274 77 1	LFS		458
6977123	6249 61 2	LFS		428	5656647	6274 37 1	LFS		456	5657286	6274 77 2	LFS		458
6315079	6249 63 9	LFS		429	5656678	6274 37 2	LFS		456	5842729	6274 77 4	LFS		458
6315130	6249 64 7	LFS		429	5842705	6274 37 4	LFS		456	5657293	6274 77 6	LFS		458
6315192	6249 65 5	LFS		430	5656685	6274 37 6	LFS		456	5657309	6274 79 0	LFS		455
6503537	6249 67 1	LFS		428	5846666	6274 41 0	LFS		456	5657347	6274 79 1	LFS		455
6318254	6249 70 1	LFS		429	5846673	6274 41 1	LFS		456	5657354	6274 79 2	LFS		455
6318315	6249 72 8	LFS		429	5846680	6274 41 2	LFS		456	5657361	6274 79 6	LFS		455
6318377	6249 73 6	LFS		430	5846819	6274 42 0	LFS		456					
6503292	6249 79 5	LFS		428	5846826	6274 42 1	LFS		456	5657408	6274 81 0	LFS		491
6575770	6249 81 7	LFS		429	5846833	6274 42 2	LFS		456	5657415	6274 81 1	LFS		491
6575831	6249 82 5	LFS		429	5846727	6274 44 0	LFS		457	5657422	6274 81 2	LFS		491
6575893	6249 83 3	LFS		430	5846765	6274 44 1	LFS		457	5657460	6274 81 6	LFS		491
6018598	6249 84 2	LFS		427	5846772	6274 44 2	LFS		457	5657477	6274 82 0	LFS		491
6018710	6249 84 4	LFS		387	5656692	6274 49 0	LFS		455	5657484	6274 82 1	LFS		491
5691020	6249 84 5	LFS		427	5656708	6274 49 1	LFS		455	5657521	6274 82 2	LFS		491
6018833	6249 84 6	LFS		427	5656715	6274 49 2	LFS		455	5657538	6274 82 6	LFS		491
6018956	6249 84 8	LFS		428	5656722	6274 49 6	LFS		455	5657545	6274 83 0	LFS		491
6019076	6249 85 0	LFS		428						5657583	6274 83 1	LFS		491
5020325	6249 85 2	LFS		388	5656739	6274 50 0	LFS		456	5657590	6274 83 2	LFS		491
5020387	6249 85 4	LFS		429	5656746	6274 50 1	LFS		456	5657606	6274 83 6	LFS		491
5020394	6249 85 6	LFS		430	5656753	6274 50 2	LFS		456	5657644	6274 84 0	LFS		491
5691037	6249 86 5	LFS		430	5656760	6274 50 6	LFS		456	5657651	6274 84 1	LFS		491
			/m							5657668	6274 84 2	LFS		491
6644896	6249 87 6	LFS		431	5656791	6274 51 0	LFS		456	5657712	6274 85 0	LFS		

GTIN	Art. no.	PE	Price	Page	GTIN	Art. no.	PE	Price	Page	GTIN	Art. no.	PE	Price	Page
5657941	6274 87 6	LFS	/pc.	491	5659563	6277 11 2	LFS	/pc.	461	5661924	6277 51 2	LFS	/pc.	465
5657958	6274 88 0	LFS		491	5659624	6277 12 0	LFS		462	5661986	6277 52 0	LFS		466
5657965	6274 88 1	LFS		491	5659631	6277 12 1	LFS		462	5661993	6277 52 1	LFS		466
5658009	6274 88 2	LFS		491	5659648	6277 12 2	LFS		462	5662006	6277 52 2	LFS		466
5658023	6274 89 0	LFS		455	5659709	6277 14 0	LFS		462	5662020	6277 53 0	LFS		466
5658061	6274 89 1	LFS		455	5659747	6277 14 1	LFS		462	5662037	6277 53 1	LFS		466
5658078	6274 89 2	LFS		455	5659754	6277 14 2	LFS		462	5662044	6277 53 2	LFS		466
5658122	6274 90 0	LFS	/m	456	5659815	6277 16 0	LFS		462	5662075	6277 54 0	LFS		466
5658139	6274 91 0	LFS	/pc.	491	5659822	6277 16 1	LFS		462	5662082	6277 54 1	LFS		466
5658146	6274 91 1	LFS		491	5659860	6277 16 2	LFS		462	5662099	6277 54 2	LFS		466
5658184	6274 91 2	LFS		491	5659921	6277 17 0	LFS		462	5662129	6277 56 0	LFS		466
5658207	6274 92 0	LFS		491	5659938	6277 17 1	LFS		462	5662136	6277 56 1	LFS		466
5658245	6274 92 1	LFS		491	5659945	6277 17 2	LFS		462	5662143	6277 56 2	LFS		466
5658252	6274 92 2	LFS		491	5660002	6277 20 0	LFS	/m	463	5662174	6277 60 0	LFS	/m	467
5658306	6274 93 0	LFS		491	5660040	6277 20 1	LFS		463	5662181	6277 60 1	LFS		467
5658313	6274 93 1	LFS		491	5660057	6277 20 2	LFS		463	5662198	6277 60 2	LFS		467
5658320	6274 93 2	LFS		491	5660163	6277 21 0	LFS	/pc.	463	5662242	6277 61 0	LFS	/pc.	467
5658375	6274 94 0	LFS		491	5660170	6277 21 1	LFS		463	5662259	6277 61 1	LFS		467
5658382	6274 94 1	LFS		491	5660187	6277 21 2	LFS		463	5662266	6277 61 2	LFS		467
5658429	6274 94 2	LFS		491	5660248	6277 22 0	LFS		464	5662310	6277 62 0	LFS		468
5658443	6274 95 0	LFS		491	5660286	6277 22 1	LFS		464	5662327	6277 62 1	LFS		468
5658481	6274 95 1	LFS		491	5660293	6277 22 2	LFS		464	5662334	6277 62 2	LFS		468
5658498	6274 95 2	LFS		491	5660323	6277 24 0	LFS		464	5662365	6277 64 0	LFS		468
5658542	6274 96 0	LFS		491	5660330	6277 24 1	LFS		464	5662372	6277 64 1	LFS		468
5658559	6274 96 1	LFS		491	5660347	6277 24 2	LFS		464	5662389	6277 64 2	LFS		468
5658566	6274 96 2	LFS		491	5660408	6277 26 0	LFS		464	5662419	6277 66 0	LFS		468
5658580	6274 97 0	LFS		491	5660415	6277 26 1	LFS		464	5662426	6277 66 1	LFS		468
5658597	6274 97 1	LFS		491	5660422	6277 26 2	LFS		464	5662433	6277 66 2	LFS		468
5658603	6274 97 2	LFS		491	5660484	6277 27 0	LFS		464	5662464	6277 67 0	LFS		468
5658627	6274 98 0	LFS		491	5660521	6277 27 1	LFS		464	5662471	6277 67 1	LFS		468
5658665	6274 98 1	LFS		491	5660538	6277 27 2	LFS		464	5662488	6277 67 2	LFS		468
5658672	6274 98 2	LFS		491	5660590	6277 29 0	LFS	/VPE	461	5662518	6277 70 0	LFS	/m	467
5897071	6276 90 0	LFS	/m	482	5700852	6277 29 4	LFS		461	5662525	6277 70 1	LFS		467
5897064	6276 90 3	LFS		482	5660606	6277 30 0	LFS	/m	463	5662532	6277 70 2	LFS	/pc.	468
5897095	6276 91 0	LFS	/pc.	482	5660644	6277 30 1	LFS		463	5662587	6277 71 0	LFS		468
5897088	6276 91 3	LFS		482	5660651	6277 30 2	LFS		463	5662594	6277 71 1	LFS		468
5897118	6276 92 0	LFS		482	5660767	6277 31 0	LFS	/pc.	463	5662600	6277 71 2	LFS		468
5897101	6276 92 3	LFS		482	5660774	6277 31 1	LFS		463	5662631	6277 72 0	LFS		468
5897156	6276 94 0	LFS		482	5660781	6277 31 2	LFS		463	5662648	6277 72 1	LFS		468
5897125	6276 94 3	LFS		482	5660811	6277 32 0	LFS		464	5662679	6277 72 2	LFS		468
5897170	6276 96 0	LFS		482	5660828	6277 32 1	LFS		464	5662709	6277 74 0	LFS		468
5897163	6276 96 3	LFS		482	5660835	6277 32 2	LFS		464	5662716	6277 74 1	LFS		468
5897224	6276 97 0	LFS		482	5660866	6277 34 0	LFS		464	5662723	6277 74 2	LFS		468
5897187	6276 97 3	LFS		482	5660873	6277 34 1	LFS		464	5662754	6277 76 0	LFS		468
5658726	6277 00 0	LFS	/m	461	5660880	6277 34 2	LFS		464	5662761	6277 76 1	LFS		468
5658733	6277 00 1	LFS		461	5660941	6277 36 0	LFS		464	5662761	6277 76 1	LFS		468
5658740	6277 00 2	LFS		461	5660958	6277 36 1	LFS		464	5662815	6277 76 2	LFS		468
5658856	6277 01 0	LFS	/pc.	461	5660965	6277 36 2	LFS		464	5662815	6277 76 2	LFS		468
5658863	6277 01 1	LFS		461	5661023	6277 37 0	LFS		464	5662877	6277 77 0	LFS		468
5658900	6277 01 2	LFS		461	5661061	6277 37 1	LFS		464	5662884	6277 77 1	LFS		468
5658962	6277 02 0	LFS		462	5661078	6277 37 2	LFS		464	5662914	6277 77 2	LFS		468
5658979	6277 02 1	LFS		462	5661139	6277 40 0	LFS	/m	465	5662945	6277 80 0	LFS	/m	469
5658986	6277 02 2	LFS		462	5661146	6277 40 1	LFS		465	5662976	6277 80 1	LFS		469
5659044	6277 04 0	LFS		462	5661184	6277 40 2	LFS		465	5662983	6277 80 2	LFS	/pc.	469
5659082	6277 04 1	LFS		462	5661269	6277 41 0	LFS	/pc.	465	5663034	6277 81 0	LFS		469
5659099	6277 04 2	LFS		462	5661306	6277 41 1	LFS		465	5663041	6277 81 1	LFS		469
5659150	6277 06 0	LFS		462	5661313	6277 41 2	LFS		465	5663058	6277 81 2	LFS		469
5659167	6277 06 1	LFS		462	5661375	6277 42 0	LFS		466	5663102	6277 82 0	LFS		470
5659204	6277 06 2	LFS		462	5661382	6277 42 1	LFS		466	5663119	6277 82 1	LFS		470
5659228	6277 07 0	LFS		462	5661429	6277 42 2	LFS		466	5663126	6277 82 2	LFS		470
5659266	6277 07 1	LFS		462	5661443	6277 43 0	LFS		466	5663140	6277 83 0	LFS		470
5659273	6277 07 2	LFS		462	5661481	6277 43 1	LFS		466	5663157	6277 83 1	LFS		470
5659334	6277 09 0	LFS	/m	462	5661498	6277 43 2	LFS		466	5663164	6277 83 2	LFS		470
5659341	6277 09 5	LFS		462	5661559	6277 44 0	LFS		466	5663195	6277 84 0	LFS		470
5659389	6277 10 0	LFS		461	5661566	6277 44 1	LFS		466	5663201	6277 84 1	LFS		470
5659396	6277 10 1	LFS		461	5661603	6277 44 2	LFS		466	5663218	6277 84 2	LFS		470
5659402	6277 10 2	LFS		461	5661665	6277 46 0	LFS	/m	466	5663249	6277 86 0	LFS		470
5659518	6277 11 0	LFS	/pc.	461	5661672	6277 46 1	LFS		466	5663270	6277 86 1	LFS		470
5659525	6277 11 1	LFS		461	5661689	6277 46 2	LFS		466	5663287	6277 86 2	LFS	/m	470
					5661740	6277 50 0	LFS	/m	465	5663317	6277 90 0	LFS		469
					5661788	6277 50 1	LFS		465	5663324	6277 90 1	LFS		469
					5661795	6277 50 2	LFS		465	5663331	6277 90 2	LFS	/pc.	469
					5661900	6277 51 0	LFS	/pc.	465	5663409	6277 91 0	LFS		470
					5661917	6277 51 1	LFS		465	5663416	6277 91 1			

Numeric directory

Structure of the GTIN: Country code **40**

Manufacturer code **1219**

Individual GTIN **5647589**

GTIN	Art. no.	PE	Price	Page	GTIN	Art. no.	PE	Price	Page	GTIN	Art. no.	PE	Price	Page
5663546	6277 93 1	LFS	/pc.	470	5665274	6278 32 2	LFS	/pc.	472	5667100	6278 87 1	LFS	/pc.	492
5663577	6277 93 2	LFS		470	5665335	6278 33 0	LFS		472	5667117	6278 87 2	LFS		492
5663607	6277 94 0	LFS		470	5665342	6278 33 1	LFS		472	5667148	6278 88 0	LFS		491
5663638	6277 94 1	LFS		470	5665380	6278 33 2	LFS		472	5667179	6278 88 1	LFS		491
5663645	6277 94 2	LFS		470	5665458	6278 34 0	LFS		472	5667186	6278 88 2	LFS		491
5663690	6277 96 0	LFS		470	5665465	6278 34 1	LFS		472	5667216	6278 89 0	LFS		492
5663706	6277 96 1	LFS		470	5665472	6278 34 2	LFS		472	5667223	6278 89 1	LFS		492
5663713	6277 96 2	LFS		470	5665502	6278 36 0	LFS		472	5667230	6278 89 2	LFS		492
			/m		5665519	6278 36 1	LFS		472					
					5665526	6278 36 2	LFS		472					
5663744	6278 00 0	LFS		473				/m		5667261	6279 00 0	LFS		492
5663751	6278 00 1	LFS		473	5665557	6278 40 0	LFS		475	5667278	6279 00 1	LFS		492
5663768	6278 00 2	LFS		473	5665564	6278 40 1	LFS		475	5667285	6279 00 2	LFS		492
			/pc.		5665571	6278 40 2	LFS		475	5667315	6279 01 0	LFS		492
5663812	6278 01 0	LFS		474				/pc.		5667322	6279 01 1	LFS		492
5663829	6278 01 1	LFS		474	5665625	6278 41 0	LFS		476	5667353	6279 01 2	LFS		492
5663836	6278 01 2	LFS		474	5665632	6278 41 1	LFS		476	5667384	6279 02 0	LFS		492
5663867	6278 02 0	LFS		474	5665649	6278 41 2	LFS		476	5667414	6279 02 1	LFS		492
5663874	6278 02 1	LFS		474	5665700	6278 42 0	LFS		476	5667421	6279 02 2	LFS		492
5663881	6278 02 2	LFS		474	5665755	6278 42 1	LFS		476	5667476	6279 03 0	LFS		492
5663904	6278 03 0	LFS		474	5665762	6278 42 2	LFS		476	5667483	6279 03 1	LFS		492
5663911	6278 03 1	LFS		474	5665816	6278 43 0	LFS		476	5667490	6279 03 2	LFS		492
5663928	6278 03 2	LFS		474	5665823	6278 43 1	LFS		476	5667520	6279 04 0	LFS		492
5663959	6278 05 0	LFS		474	5665878	6278 43 2	LFS		476	5667537	6279 04 1	LFS		492
5663966	6278 05 1	LFS		474	5665939	6278 44 0	LFS		477	5667544	6279 04 2	LFS		492
5663973	6278 05 2	LFS		474	5665946	6278 44 1	LFS		477	5667599	6279 05 0	LFS		492
5664000	6278 06 0	LFS		475	5665984	6278 44 2	LFS		477	5667605	6279 05 1	LFS		492
5664017	6278 06 1	LFS		475	5666042	6278 46 0	LFS		477	5667612	6279 05 2	LFS		492
5664024	6278 06 2	LFS		475	5666059	6278 46 1	LFS		477				/m	
5664055	6278 07 0	LFS		475	5666066	6278 46 2	LFS		477	5842552	6279 10 0	LFS		483
5664062	6278 07 1	LFS		475				/m		5842545	6279 10 3	LFS		483
5664079	6278 07 2	LFS		475	5666097	6278 50 0	LFS		475				/pc.	
			/m		5666103	6278 50 1	LFS		475	5842590	6279 11 0	LFS		483
5664109	6278 10 0	LFS		473	5666110	6278 50 2	LFS		475	5842583	6279 11 3	LFS		483
5664116	6278 10 1	LFS		473				/pc.		5842620	6279 12 1	LFS		483
5664123	6278 10 2	LFS		473	5666165	6278 51 0	LFS		476	5842613	6279 12 3	LFS		483
			/pc.		5666172	6278 51 1	LFS		476	5842651	6279 14 0	LFS		483
5664178	6278 11 0	LFS		474	5666189	6278 51 2	LFS		476	5842644	6279 14 3	LFS		483
5664185	6278 11 1	LFS		474	5666219	6278 52 0	LFS		476	5842682	6279 16 0	LFS		483
5664192	6278 11 2	LFS		474	5666226	6278 52 1	LFS		476	5842675	6279 16 3	LFS		483
5664222	6278 12 0	LFS		474	5666233	6278 52 2	LFS		476				/m	
5664239	6278 12 1	LFS		474	5666257	6278 53 0	LFS		476	5768050	6279 20 0	LFS		481
5664246	6278 12 2	LFS		474	5666264	6278 53 1	LFS		476	5768067	6279 20 3	LFS		481
5664260	6278 13 0	LFS		474	5666271	6278 53 2	LFS		476				/pc.	
5664307	6278 13 1	LFS		474	5666301	6278 54 0	LFS		477	5768111	6279 21 0	LFS		481
5664314	6278 13 2	LFS		474	5666318	6278 54 1	LFS		477	5768128	6279 21 3	LFS		481
5664376	6278 14 0	LFS		474	5666325	6278 54 2	LFS		477	5768166	6279 22 0	LFS		481
5664383	6278 14 1	LFS		474	5666356	6278 56 0	LFS		477	5768173	6279 22 3	LFS		481
5664420	6278 14 2	LFS		474	5666363	6278 56 1	LFS		477	5768210	6279 24 0	LFS		481
5664482	6278 16 0	LFS		475	5666370	6278 56 2	LFS		477	5768227	6279 24 3	LFS		481
5664499	6278 16 1	LFS		475				/m		5768241	6279 26 0	LFS		481
5664505	6278 16 2	LFS		475	5666400	6278 68 0	LFS		455	5768289	6279 26 3	LFS		481
5664567	6278 17 0	LFS		475	5666417	6278 68 1	LFS		455	5768302	6279 27 0	LFS		481
5664604	6278 17 1	LFS		475	5666424	6278 68 2	LFS		455	5768340	6279 27 3	LFS		481
5664611	6278 17 2	LFS		475	5666486	6278 68 6	LFS		455				/m	
			/m		6036233	6278 69 0	LFS		489	5768364	6279 30 0	LFS		482
5664666	6278 20 0	LFS		471	5666530	6278 78 0	LFS		455	5768401	6279 30 3	LFS		482
5664673	6278 20 1	LFS		471	5666547	6278 78 1	LFS		455				/pc.	
5664680	6278 20 2	LFS		471	5666554	6278 78 2	LFS		455	5768456	6279 31 0	LFS		482
			/pc.		6036271	6278 79 0	LFS		489	5768463	6279 31 3	LFS		482
5664789	6278 21 0	LFS		472				/pc.		5768487	6279 32 0	LFS		482
5664796	6278 21 1	LFS		472	5666585	6278 80 0	LFS		491	5768524	6279 32 3	LFS		482
5664802	6278 21 2	LFS		472	5666592	6278 80 1	LFS		491	5768548	6279 34 0	LFS		482
5664833	6278 22 0	LFS		472	5666608	6278 80 2	LFS		491	5768579	6279 34 3	LFS		482
5664840	6278 22 1	LFS		472	5666660	6278 81 0	LFS		492	5768593	6279 36 0	LFS		482
5664857	6278 22 2	LFS		472	5666660	6278 81 0	LFS		492	5768609	6279 36 3	LFS		482
5664901	6278 23 0	LFS		472	5666707	6278 81 1	LFS		492	5768654	6279 37 0	LFS		482
5664918	6278 23 1	LFS		472	5666714	6278 81 2	LFS		492	5768661	6279 37 3	LFS		482
5664925	6278 23 2	LFS		472	5666776	6278 82 0	LFS		492				/m	
5664987	6278 24 0	LFS		472	5666783	6278 82 1	LFS		492	5768715	6279 40 0	LFS		484
5665021	6278 24 1	LFS		472	5666820	6278 82 2	LFS		492	5768722	6279 40 3	LFS		484
5665038	6278 24 2	LFS		472	5666875	6278 83 0	LFS		492				/pc.	
5665083	6278 26 0	LFS		472	5666882	6278 83 1	LFS		492	5768784	6279 41 0	LFS		484
5665090	6278 26 1	LFS		472	5666899	6278 83 2	LFS		492	5768821	6279 41 3	LFS		484
5665106	6278 26 2	LFS		472	5666929	6278 84 0	LFS		492	5768845	6279 42 0	LFS		484
			/m		5666936	6278 84 1	LFS		492	5768876	6279 42 3	LFS		484
5665137	6278 30 0	LFS		471	5666943	6278 84 2	LFS		492	5817925	6279 43 0	LFS		484
5665144	6278 30 1	LFS		471	5666974	6278 85 0	LFS		492	5817956	6279 43 3	LFS		484
5665151	6278 30 2	LFS		471	5666981	6278 85 1	LFS		492	5768890	6279 44 0	LFS		484
			/pc.		5666998	6278 85 2	LFS		492	5768906	6279 44 3	LFS		484
5665205	6278 31 0	LFS		472	5667025	6278 86 0	LFS		492	5768951	6279 46 0	LFS		485
5665212	6278 31 1	LFS		472	5667056	6278 86 1	LFS		492	5768968	6279 46 3	LFS		485
5665229	6278 31 2	LFS		472	5667063	6278 86 2	LFS		492	5769002	6279 47 0	LFS		483
5665250	6278 32 0	LFS		472	5667094	6278 87 0	LFS		492	5818885	6279 47 3	LFS		483
5665267	6278 32 1	LFS		472										

GTIN	Art. no.	PE	Price	Page
5769064	6279 50 0	LFS	/m	484
5769071	6279 50 3	LFS		484
5769132	6279 51 0	LFS	/pc.	484
5769149	6279 51 3	LFS		484
5769194	6279 52 0	LFS		484
5769200	6279 52 3	LFS		484
5817963	6279 53 0	LFS		484
5817970	6279 53 3	LFS		484
5769255	6279 54 0	LFS		485
5769262	6279 54 3	LFS		485
5769309	6279 56 0	LFS		485
5769316	6279 56 3	LFS		485
5769361	6279 57 0	LFS		485
5769378	6279 57 3	LFS		485
5769491	6279 60 0	LFS	/m	485
5769507	6279 60 3	LFS		485
5769569	6279 61 0	LFS	/pc.	485
5769606	6279 61 3	LFS		485
5769620	6279 62 0	LFS		486
5769668	6279 62 3	LFS		486
5769682	6279 64 0	LFS		486
5769729	6279 64 3	LFS		486
5769743	6279 66 0	LFS		486
5769774	6279 66 3	LFS		486
5769804	6279 67 0	LFS		486
5769798	6279 67 3	LFS		486
5769989	6279 70 1	LFS	/VPE	481
5770022	6279 70 4	LFS		482
5770039	6279 71 1	LFS	/m	481
5770046	6279 71 4	LFS		483
5770084	6279 72 0	LFS		481
5770091	6279 72 3	LFS		481
5776147	6279 72 5	LFS	/pc.	481
5776154	6279 72 7	LFS		481
5776161	6279 73 4	LFS		481
5776192	6279 73 6	LFS		481
5667667	6279 76 0	LFS		461
5667674	6279 76 1	LFS		461
5667681	6279 76 2	LFS		461
5667704	6279 76 4	LFS		463
5667711	6279 76 5	LFS		463
5667728	6279 76 6	LFS		463
5667742	6279 76 8	LFS		467
5667759	6279 76 9	LFS		467
5667766	6279 77 0	LFS		467
5667780	6279 77 2	LFS		473
5667797	6279 77 3	LFS		473
5667803	6279 77 4	LFS		473
5667827	6279 77 6	LFS		461
5667834	6279 77 7	LFS		461
5667841	6279 77 8	LFS		461
5667865	6279 78 0	LFS		463
5667872	6279 78 1	LFS		463
5667889	6279 78 2	LFS		463
5667902	6279 78 4	LFS		467
5667919	6279 78 5	LFS		467
5667926	6279 78 6	LFS		467
5667940	6279 78 8	LFS		474
5667957	6279 78 9	LFS		474
5667964	6279 79 0	LFS		474
5680680	6279 80 0	LFS		489
5680697	6279 80 2	LFS		489
5680703	6279 80 4	LFS		489
5680734	6279 80 6	LFS		489
5680741	6279 81 0	LFS		489
5680758	6279 81 2	LFS		489
5680765	6279 82 0	LFS		489
5680796	6279 82 2	LFS		489
5680802	6279 82 4	LFS		489
5680819	6279 82 6	LFS		489
5680826	6279 82 8	LFS		489
5680857	6279 83 0	LFS		489
5680864	6279 83 2	LFS		490
5680871	6279 83 4	LFS		490

GTIN	Art. no.	PE	Price	Page
5680888	6279 83 6	LFS	/pc.	490
5680895	6279 83 8	LFS		490
5680901	6279 84 0	LFS		490
5680918	6279 84 2	LFS		490
5695813	6279 85 0	LFS	/m	461
5695820	6279 85 1	LFS		461
5695868	6279 85 2	LFS		461
5695936	6279 86 0	LFS	/pc.	462
5695943	6279 86 1	LFS		462
5695981	6279 86 2	LFS		462
5696056	6279 87 0	LFS		461
5696063	6279 87 1	LFS		461
5696100	6279 87 2	LFS		461
5680925	6279 88 0	LFS	/m	471
5680932	6279 88 1	LFS		471
5680949	6279 88 2	LFS		471
5681038	6279 89 0	LFS	/pc.	472
5681045	6279 89 1	LFS		472
5681052	6279 89 2	LFS		472
5681090	6279 99 0	LFS		472
5137337	6282 70 0	LFS	/m	477
5137344	6282 70 1	LFS		477
5137375	6282 70 2	LFS		477
5137405	6282 71 0	LFS	/pc.	478
5137436	6282 71 1	LFS		478
5137443	6282 71 2	LFS		478
5137467	6282 72 0	LFS		478
5137498	6282 72 1	LFS		478
5137504	6282 72 2	LFS		478
5137528	6282 73 0	LFS		478
5137559	6282 73 1	LFS		478
5137566	6282 73 2	LFS		478
5137580	6282 74 0	LFS		478
5137610	6282 74 1	LFS		478
5137627	6282 74 2	LFS		478
5137672	6282 77 0	LFS		478
5137689	6282 77 1	LFS		478
5137696	6282 77 2	LFS		478
5137740	6282 87 0	LFS		478
5137757	6282 87 1	LFS		478
5137764	6282 87 2	LFS		478
5809135	6286 53 0	LFS		495
5809142	6286 54 0	LFS		495
5143888	6286 70 0	LFS		512
5143918	6286 70 2	LFS		512
5144045	6286 80 0	LFS		495
5144052	6286 80 2	LFS		495
5144090	6286 81 0	LFS		512
5144700	6287 05 0	LFS		478
5144717	6287 05 1	LFS		478
5144724	6287 05 2	LFS		478
5144762	6287 06 0	LFS		478
5144779	6287 06 1	LFS		478
5144786	6287 06 2	LFS		478
5144823	6287 07 0	LFS		478
5144830	6287 07 1	LFS		478
5144847	6287 07 2	LFS		478
5144885	6287 08 0	LFS		478
5144892	6287 08 1	LFS		478
5144908	6287 08 2	LFS		478
5146575	6287 70 0	LFS	/m	490
5146582	6287 70 1	LFS		490
5146612	6287 70 2	LFS		490
5146643	6287 71 0	LFS		490
5146674	6287 71 1	LFS		490

GTIN	Art. no.	PE	Price	Page
5146681	6287 71 2	LFS	/m	490
5146704	6287 72 3	LFS		490
5146742	6287 73 3	LFS		490
5146766	6287 80 0	LFS	/pc.	490
5146797	6287 81 0	LFS		490
5676140	6288 00 1	LFS		489
5676188	6288 00 3	LFS		489
5676195	6288 00 5	LFS		489
5676201	6288 00 7	LFS		489
5146865	6288 03 0	LFS		490
5146872	6288 03 2	LFS		490
5146889	6288 03 4	LFS		490
5146919	6288 03 6	LFS		490
5146926	6288 03 8	LFS		490
5146933	6288 04 0	LFS		490
5146971	6288 04 4	LFS		490
5146988	6288 04 6	LFS		490
5146995	6288 04 8	LFS		490
5147008	6288 05 0	LFS		490
5147039	6288 05 2	LFS		490
5147046	6288 05 4	LFS		490
5147053	6288 05 6	LFS		490
5147060	6288 05 8	LFS		490
5147091	6288 06 0	LFS		490
5147107	6288 06 2	LFS		490
5147114	6288 06 4	LFS		490
5147121	6288 06 6	LFS		490
5297185	6288 07 0	LFS		490
5297192	6288 07 2	LFS		490
5297208	6288 07 4	LFS		490
5297222	6288 07 8	LFS		490
5297239	6288 08 0	LFS		490
5297246	6288 08 2	LFS		490
5297253	6288 08 4	LFS		490
5297260	6288 08 6	LFS		490
5297277	6288 08 8	LFS		490
5297284	6288 09 0	LFS		490
5297291	6288 09 2	LFS		490
5147152	6288 10 0	LFS		489
5147169	6288 10 2	LFS		489
5147176	6288 10 4	LFS		489
5147183	6288 10 6	LFS		489
5147213	6288 10 8	LFS		489
5147220	6288 11 0	LFS		489
5147237	6288 11 2	LFS		489
5147244	6288 11 4	LFS		489
5147275	6288 11 6	LFS		489
5147282	6288 11 8	LFS		489
5147299	6288 12 0	LFS		489
5147404	6288 18 0	LFS		490
5147510	6288 26 4	LFS	/m	478
5809111	6288 53 2	LFS	/pc.	544
5914990	6288 56 9	LFS		512
5983330	6288 57 2	LFS		543
5915027	6288 57 4	LFS		543
5889106	6288 57 6	LFS		543
5809128	6288 57 7	LFS		544
5915003	6288 57 9	LFS		512
5889083	6288 58 3	LFS		512
5148678	6288 61 0	LFS		455
5148685	6288 61 1	LFS		455
5148715	6288 61 2	LFS		544
5148739	6288 61 4	LFS		544
5148777	6288 64 0	LFS		456
5148791	6288 65 0	LFS		492
5685760	6288 65 1	LFS	/m	492
5149071	6288 68 0	LFS	/pc.	477
5149088	6288 70 0	LFS		359
5815709	6288 70 3	LFS		452
5149101	6288 70 4	LFS		452
5149460	6288 79 0	LFS		455
5160663	6288 93 0	LFS		496
5160670	6288 93 3	LFS		496
5160731	6288 94 0	LFS		500
5160748	6288 94 3	LFS		500
5160861	6288 96 0	LFS		501
5160908	6288 96 3	LFS		501

Numeric directory

Structure of the GTIN: Country code **40**

Manufacturer code **1219**

Individual GTIN **5647589**

GTIN	Art. no.	PE	Price	Page	GTIN	Art. no.	PE	Price	Page	GTIN	Art. no.	PE	Price	Page
5477013	6289 04 0	LFS	/pc.	505	6191529	6290 43 6	LFS	/pc.	510	6183197	6337 11 2	KTS	/pc.	216
5477402	6289 04 3	LFS		505	6258659	6290 49 5	LFS		511	6183258	6337 12 0	KTS		216
5477419	6289 05 0	LFS		507	6191550	6290 49 9	LFS		510	5804550	6337 13 9	KTS		216
5477020	6289 05 3	LFS		507						5805038	6337 14 7	KTS		216
5477037	6289 06 0	LFS		504						5934936	6337 15 5	KTS		216
5477426	6289 06 3	LFS		504						6183494	6337 16 3	KTS		216
5477433	6289 07 0	LFS		506	5668022	6310 39 8	KTS	/pair	270	5934752	6337 17 1	KTS		216
5477044	6289 07 3	LFS		506						6183616	6337 19 8	KTS		216
6258697	6289 08 8	LFS		498						5934875	6337 20 1	KTS		216
6258703	6289 09 0	LFS		498	6883035	6311 00 8	KTS	/m	270	5934219	6337 22 8	KTS		216
6258710	6289 09 2	LFS		499	6883097	6311 01 2	KTS		270	6183791	6337 23 6	KTS		216
6258727	6289 09 4	LFS		499	6883158	6311 01 6	KTS		270	6183852	6337 24 4	KTS		216
6258758	6289 09 6	LFS		513	6883219	6311 02 0	KTS		270	6183913	6337 25 2	KTS		216
6258765	6289 09 8	LFS		513	6883271	6311 02 4	KTS		270					
5773863	6289 97 0	LFS		508	6883332	6311 05 9	KTS		270	5668039	6338 45 8	KTS		212
5773870	6289 97 2	LFS		508	6883394	6311 06 3	KTS		270	5668046	6338 46 2	KTS		212
5773887	6289 97 4	LFS		509	6883455	6311 06 7	KTS		270	5668060	6338 49 7	KTS		213
5773924	6289 97 6	LFS		509	6883516	6311 07 1	KTS		270	5668077	6338 51 9	KTS		216
5811787	6289 98 0	LFS		513	6883578	6311 07 5	KTS		270	6185412	6338 60 7	KTS		300
5811794	6289 98 2	LFS		513	5037262	6311 20 2	KTS		313	6185474	6338 61 5	KTS		300
					5037293	6311 20 6	KTS		313	6185535	6338 62 3	KTS		300
5161202	6290 01 0	LFS		497	5037309	6311 21 0	KTS		313	6185597	6338 63 1	KTS		300
5161219	6290 01 3	LFS		497	5037316	6311 21 4	KTS		313	6185658	6338 65 8	KTS		300
5161226	6290 02 0	LFS		512	5037323	6311 21 8	KTS		313	6185719	6338 66 6	KTS		300
5161264	6290 02 3	LFS		512	5403128	6311 22 5	KTS		328	6185771	6338 67 4	KTS		300
5161288	6290 03 0	LFS		512	5866282	6311 22 7	KTS		328	6185832	6338 68 2	KTS		300
5161325	6290 03 3	LFS		512	5403135	6311 22 9	KTS		328	6185894	6338 69 0	KTS		300
5161349	6290 04 0	LFS		512	5866329	6311 23 1	KTS		328	6185955	6338 70 4	KTS		300
5161387	6290 04 3	LFS		512	5403142	6311 23 3	KTS		328	6186013	6338 71 2	KTS		300
5161561	6290 07 3	LFS		513						6186136	6338 73 9	KTS		300
5428091	6290 08 6	LFS		502						6186198	6338 74 7	KTS		300
5428107	6290 08 7	LFS		502	6301874	6312 33 0	KTS	/pc.	270	6186495	6338 80 1	KTS		300
5428138	6290 09 0	LFS		513	6301935	6312 34 9	KTS		270					
5428145	6290 09 1	LFS		513	6301997	6312 35 7	KTS		270	6186556	6339 01 8	KTS		213
5459095	6290 09 5	LFS		503	6302055	6312 36 5	KTS		270	6186617	6339 03 4	KTS		213
5459101	6290 09 7	LFS		503	6302116	6312 37 3	KTS		270	6186679	6339 05 0	KTS		213
5161578	6290 10 0	LFS		500	6302178	6312 43 8	KTS		270	6186730	6339 07 7	KTS		213
5161585	6290 10 4	LFS		500	6302239	6312 44 6	KTS		270	6186792	6339 09 3	KTS		213
5161691	6290 12 0	LFS		496	6302291	6312 45 4	KTS		270	6186853	6339 11 5	KTS		213
5161707	6290 12 4	LFS		496	6302352	6312 46 2	KTS		270	6186914	6339 13 1	KTS		213
5161752	6290 13 0	LFS		501	6302413	6312 47 0	KTS		270	6186976	6339 16 6	KTS		213
5161769	6290 13 4	LFS		501	6121151	6312 53 9	KTS		313	6187034	6339 18 2	KTS		213
5161813	6290 15 0	LFS		496	6121212	6312 54 1	KTS		313	6187096	6339 19 0	KTS		213
5161868	6290 16 0	LFS		496	6901999	6312 54 3	KTS		313	6187157	6339 20 4	KTS		213
5161882	6290 17 0	LFS		500	6121274	6312 54 5	KTS		313	6187218	6339 21 2	KTS		213
5161936	6290 17 4	LFS		496	6121335	6312 54 7	KTS		313	6187270	6339 22 0	KTS		213
5161943	6290 17 6	LFS		501	5910251	6312 55 0	KTS		328	6187331	6339 23 9	KTS		213
5428152	6290 17 8	LFS		502	5910268	6312 55 2	KTS		328	6187393	6339 24 7	KTS		213
5161981	6290 18 0	LFS		512	5910312	6312 55 4	KTS		328	6187454	6339 25 5	KTS		213
5162001	6290 18 4	LFS		512	5910329	6312 55 6	KTS		328	6187515	6339 26 3	KTS		213
6258666	6290 18 9	LFS		512	5910350	6312 55 8	KTS		328	6187577	6339 27 1	KTS		213
5459231	6290 19 6	LFS		499	6302475	6312 63 2	KTS		270	6187638	6339 29 8	KTS		213
5459248	6290 19 7	LFS		499	6302536	6312 64 0	KTS		270					
5459279	6290 19 8	LFS		499	6302598	6312 65 9	KTS		270	6187690	6340 01 6	KTS		213
5162063	6290 20 0	LFS		496	6304271	6312 66 7	KTS		270	6187751	6340 03 2	KTS		213
					6302659	6312 67 5	KTS		270	6187812	6340 05 9	KTS		213
5465249	6290 20 1	LFS		512	6302710	6312 71 3	KTS		270	6187874	6340 07 5	KTS		213
					6302772	6312 72 1	KTS		270	6187935	6340 09 1	KTS		213
5162162	6290 24 0	LFS		501	6302833	6312 74 8	KTS		270	6187997	6340 11 3	KTS		213
5418566	6290 26 0	LFS		498	6302895	6312 75 6	KTS		270	6188055	6340 14 8	KTS		213
					6302956	6312 76 4	KTS		270	6188116	6340 16 4	KTS		213
5428169	6290 26 4	LFS		502	6121397	6312 80 2	KTS		313	6188178	6340 18 0	KTS		213
					6121458	6312 80 4	KTS		313	6188239	6340 19 9	KTS		213
5448792	6290 26 9	LFS		499	6121519	6312 80 6	KTS		313	6188291	6340 20 2	KTS		213
					6121571	6312 80 8	KTS		313	6188352	6340 21 0	KTS		213
5648963	6290 29 0	LFS		504	6783250	6312 81 0	KTS		313	6188413	6340 22 9	KTS		213
					5910367	6312 81 5	KTS		328	6188475	6340 23 7	KTS		213
5816966	6290 33 0	LFS		504	5910374	6312 81 7	KTS		328	6188536	6340 24 5	KTS		213
5816980	6290 33 1	LFS		504	5910381	6312 81 9	KTS		328	6188598	6340 25 3	KTS		213
5816997	6290 33 6	LFS		506	5910435	6312 82 1	KTS		328	6188659	6340 26 1	KTS		213
5817000	6290 33 7	LFS		506	5910442	6312 82 3	KTS		328	6188710	6340 28 8	KTS		213
5817017	6290 34 7	LFS		508	6303311	6312 93 4	KTS		270	6188772	6340 29 6	KTS		213
5817024	6290 34 8	LFS		508	6303373	6312 94 2	KTS		270	6188833	6340 31 8	KTS		213
5817031	6290 35 8	LFS		504	6303434	6312 95 0	KTS		270	6188895	6340 37 7	KTS		213
5817048	6290 36 2	LFS		506	6303496	6312 96 9	KTS		270	6458233	6340 39 3	KTS		213
5817055	6290 37 2	LFS												

GTIN	Art. no.	PE	Price	Page
			/pc.	
5858133	6340 96 5	KTS		213
6437597	6340 96 6	KTS		213
6437658	6340 97 0	KTS		213
6446957	6340 98 9	KTS		213
6437719	6340 99 7	KTS		213
5020981	6341 05 3	KTS		320
6181995	6341 05 5	KTS		320
6182053	6341 05 7	KTS		320
6183319	6341 05 9	KTS		320
6237135	6341 06 3	KTS		320
6183371	6341 06 5	KTS		320
5022305	6341 07 3	KTS		320
6081554	6341 10 1	KTS		300
6081615	6341 10 5	KTS		300
6081677	6341 10 9	KTS		300
6081738	6341 11 3	KTS		300
6081851	6341 12 1	KTS		300
6081912	6341 12 5	KTS		300
6081974	6341 12 9	KTS		300
6082094	6341 13 3	KTS		300
6082155	6341 13 7	KTS		300
6082216	6341 14 1	KTS		300
6082278	6341 15 2	KTS		300
6815531	6341 20 9	KTS		319
6815593	6341 21 3	KTS		319
6815654	6341 21 7	KTS		319
6815715	6341 22 1	KTS		319
6815890	6341 22 5	KTS		319
6816194	6341 22 8	KTS		319
6816316	6341 23 3	KTS		319
6816439	6341 23 7	KTS		319
6459919	6341 24 1	KTS		319
6816552	6341 24 5	KTS		319
6816613	6341 24 9	KTS		319
6477135	6341 35 8	KTS		300
6644230	6341 36 2	KTS		300
6350292	6341 36 6	KTS		300
6350414	6341 37 0	KTS		300
6350476	6341 37 4	KTS		300
6350537	6341 37 8	KTS		300
6350599	6341 38 2	KTS		300
6624492	6341 38 6	KTS		300
6350711	6341 39 0	KTS		300
6350773	6341 39 4	KTS		300
6350834	6341 39 8	KTS		300
6536771	6341 52 7	KTS		212
6536719	6341 53 5	KTS		212
6536658	6341 54 3	KTS		212
6536597	6341 55 1	KTS		212
6536535	6341 57 8	KTS		212
6536474	6341 58 6	KTS		212
6536412	6341 59 4	KTS		212
6536351	6341 60 8	KTS		212
6536290	6341 61 6	KTS		212
6536238	6341 62 4	KTS		212
6536177	6341 63 2	KTS		212
6189137	6341 76 4	KTS		300
6189434	6341 81 0	KTS		300
6189731	6341 86 1	KTS		300
6190034	6341 95 0	KTS		300
6190096	6341 96 9	KTS		300
6190157	6341 99 3	KTS		300
6221776	6342 30 2	KTS		212
6222018	6342 30 4	KTS		212
6222070	6342 30 6	KTS		212
6222315	6342 30 8	KTS		212
6222377	6342 31 0	KTS		212
6222438	6342 31 2	KTS		212
6222490	6342 31 4	KTS		212
6223510	6342 31 6	KTS		212
6223572	6342 31 8	KTS		212
6223633	6342 32 8	KTS		212
6224296	6342 33 8	KTS		212
5710905	6342 34 0	KTS		212
6224418	6342 34 5	KTS		212
6224470	6342 35 1	KTS		212
6224531	6342 35 3	KTS		212
6224593	6342 35 5	KTS		212
6224654	6342 35 7	KTS		212
6224715	6342 35 9	KTS		212
6224777	6342 36 2	KTS		212
6225019	6342 36 4	KTS		212
6225071	6342 36 6	KTS		212

GTIN	Art. no.	PE	Price	Page
			/pc.	
6225132	6342 36 8	KTS		212
6225378	6342 37 0	KTS		212
6225439	6342 37 2	KTS		212
5705635	6342 37 5	KTS		319
5705642	6342 37 9	KTS		319
5705659	6342 38 1	KTS		319
5618461	6342 38 9	KTS		319
5705666	6342 39 1	KTS		319
5705673	6342 39 3	KTS		319
5705680	6342 39 5	KTS		319
5912873	6342 39 6	KTS		319
5705697	6342 39 7	KTS		319
5912880	6342 39 8	KTS		319
5705352	6342 40 1	KTS		299
5705369	6342 40 3	KTS		299
5705376	6342 40 5	KTS		299
5705383	6342 40 7	KTS		299
5705390	6342 40 9	KTS		299
5705406	6342 41 1	KTS		299
5705413	6342 41 3	KTS		299
5705420	6342 41 5	KTS		299
5705437	6342 41 7	KTS		299
6225491	6342 45 0	KTS		212
5705703	6342 45 5	KTS		299
5705710	6342 45 7	KTS		299
5705727	6342 46 0	KTS		299
5705765	6342 46 3	KTS		299
5705772	6342 46 6	KTS		299
5706373	6342 46 8	KTS		299
5705789	6342 48 5	KTS		319
5705826	6342 48 8	KTS		319
5705833	6342 49 1	KTS		319
5705840	6342 49 4	KTS		319
5705871	6342 49 7	KTS		319
5618478	6342 50 5	KTS		319
5395355	6342 53 0	KTS		319
6536832	6346 71 5	KTS		218
6536894	6346 73 1	KTS		218
6340156	6346 75 8	KTS		215
5703938	6346 76 3	KTS		215
6346813	6346 80 4	KTS		214
6346875	6346 82 0	KTS		214
5849766	6347 02 6	KTS		216
5849773	6347 02 8	KTS		216
5808541	6347 03 0	KTS		216
5808558	6347 03 2	KTS		216
5849780	6347 03 6	KTS		216
5849810	6347 03 8	KTS		216
6190515	6347 05 3	KTS		216
6190577	6347 06 1	KTS		216
6190638	6347 08 8	KTS		216
6190874	6347 84 3	KTS		216
6190935	6348 10 6	KTS		216
6190997	6348 15 7	KTS		216
6465972	6348 40 8	KTS		223
6466092	6348 44 0	KTS		223
6340217	6348 87 4	KTS		212
5706014	6348 87 6	KTS		299
5706021	6348 87 7	KTS		319
5354826	6348 88 1	KTS		212
5354833	6348 88 3	KTS		212
5706038	6348 88 4	KTS		299
5395393	6348 88 5	KTS		319
6168910	6348 90 4	KTS		213
6901456	6348 92 0	KTS		213
5018360	6348 92 5	KTS		300
5018452	6348 92 7	KTS		320
6437771	6348 93 9	KTS		213
6437832	6348 94 7	KTS		300
6191352	6349 05 6	KTS		214
6191413	6349 10 2	KTS		214
6191475	6349 15 3	KTS		214
6191536	6349 19 6	KTS		301
6191598	6349 21 8	KTS		214
6191659	6349 27 7	KTS		300
6191710	6349 40 4	VBS		91
6191772	6349 41 2	VBS		91
6191833	6349 43 9	VBS		91
6191895	6349 44 7	VBS		91
6191956	6349 46 3	VBS		91

GTIN	Art. no.	PE	Price	Page
			/pc.	
6192311	6350 05 4	VBS		85
6192373	6350 10 0	VBS		85
6192496	6350 15 1	VBS		85
6192557	6350 20 8	VBS	/m	85
6194292	6354 10 6	KTS	/pc.	95
6194353	6354 11 4	KTS		95
6194414	6354 12 2	KTS		95
6194476	6355 02 1	KTS	/pair	95
6194537	6355 04 8	KTS		95
6194599	6355 05 6	KTS		95
6194650	6355 06 4	KTS		95
6194711	6355 07 2	KTS		95
6194773	6355 21 8	KTS		95
6194834	6355 22 6	KTS		95
6194896	6355 23 4	KTS		95
6194957	6355 24 2	KTS		95
6195015	6355 25 0	KTS		95
6195077	6355 30 7	KTS		301
6195138	6355 31 5	KTS		301
6195190	6355 32 3	KTS		301
6195251	6355 33 1	KTS		301
6195312	6355 35 8	KTS		301
6195374	6355 40 4	KTS		301
6195435	6355 41 2	KTS		301
6195497	6355 42 0	KTS		301
6195558	6355 43 9	KTS		301
6195619	6355 44 7	KTS		301
6114498	6355 80 0	KTS		95
6114610	6355 80 4	KTS		95
6579075	6355 80 8	KTS		95
6579259	6355 81 2	KTS		95
5373070	6356 05 5	KTS	/pc.	209
6195671	6356 10 9	KTS		209
5991830	6356 11 3	KTS		319
6295753	6356 31 1	KTS		296
6295876	6356 36 2	KTS		296
6295814	6356 39 7	KTS		296
6471195	6356 91 5	KTS		296
6296354	6357 00 8	KTS		296
6296415	6357 01 6	KTS		296
5523666	6357 50 6	KTS		209
5523673	6357 51 6	KTS		299
5523680	6357 53 6	KTS		209
5523727	6357 53 8	KTS		299
6765553	6358 50 0	KTS		209
6874699	6358 51 0	KTS		209
6765676	6358 52 7	KTS		209
6765737	6358 53 5	KTS		209
6765799	6358 54 3	KTS		209
5364061	6358 69 0	KTS		209
5364078	6358 69 2	KTS		209
5364085	6358 69 4	KTS		209
6939374	6358 70 5	KTS		209
6939435	6358 70 9	KTS		209
6939497	6358 71 3	KTS		209
6939558	6358 71 7	KTS		209
6947171	6358 75 2	KTS		209
6947232	6358 75 6	KTS		209
6947294	6358 76 0	KTS		209
6947355	6358 76 4	KTS		209
5268611	6358 81 0	KTS		288
5435761	6358 85 3	KTS		209
5435778	6358 85 6	KTS		209
5435785	<			

Numeric directory

Structure of the GTIN: Country code **40**

Manufacturer code **1219**

Individual GTIN **5647589**

GTIN	Art. no.	PE	Price	Page	GTIN	Art. no.	PE	Price	Page	GTIN	Art. no.	PE	Price	Page
6196333	6361 02 1	KTS	/pc.	216	5076964	6366 13 5	KTS	/pc.	211	6623952	6408 95 8	KTS	/100 pc.	224
6196395	6361 05 6	KTS		216	5076971	6366 13 9	KTS		211	6078493	6408 96 2	KTS		224
6196456	6361 07 2	KTS		216	5076988	6366 14 3	KTS		211	6078554	6408 96 6	KTS		251
6196517	6361 09 9	KTS		216	5617785	6366 14 5	KTS		299	6078615	6408 97 0	KTS		321
6196579	6361 11 0	KTS		216	5617792	6366 14 6	KTS		299					
6196630	6361 13 7	KTS		216	5617808	6366 14 8	KTS		299					
6196692	6361 15 3	KTS		216	5617815	6366 14 9	KTS		299					
6196753	6361 18 8	KTS		216						6202218	6410 08 1	VBS		114
6196814	6361 21 8	KTS		216	5668091	6372 88 1	KTS		220	6202270	6410 10 3	VBS		114
6196876	6361 23 4	KTS		216	5668107	6372 89 8	KTS		220	6202331	6410 11 1	VBS		114
6196937	6361 25 0	KTS		216						6043569	6410 15 4	VBS		114
6196999	6361 27 7	KTS		216						6043682	6410 16 2	VBS		114
6197057	6361 29 3	KTS		216	6199631	6373 06 2	KTS	/m	302					
6197118	6361 31 5	KTS		216	6199693	6373 07 0	KTS		220					
6197170	6361 33 1	KTS		216										
6197231	6361 36 6	KTS		216	6199754	6373 10 0	KTS	/pc.	220	6229277	6416 44 6	KTS	/pc.	212
6197293	6361 38 2	KTS		216	5614159	6373 10 3	KTS		220	5706045	6416 44 8	KTS		299
6197415	6361 42 0	KTS		216						5618485	6416 45 0	KTS		319
										6818235	6416 46 2	KTS		320
6198610	6363 80 6	KTS		211	6817634	6392 00 8	KTS		320	6202751	6416 48 9	KTS		300
6198672	6363 81 4	KTS		211	6817696	6392 01 6	KTS		320	6202812	6416 50 0	KTS		213
6198733	6363 82 2	KTS		211	6817757	6392 02 4	KTS		320	6894253	6416 50 4	KTS		213
5460381	6363 82 6	KTS		211	6817818	6392 03 2	KTS		320	5018346	6416 50 7	KTS		300
5460428	6363 82 9	KTS		211	6817870	6392 04 0	KTS		320	5018407	6416 51 1	KTS		320
5076858	6363 86 1	KTS		211	6817931	6392 05 9	KTS		320	6202874	6416 51 9	KTS		214
5076865	6363 86 5	KTS		211						6202935	6416 52 7	KTS		300
5076896	6363 86 9	KTS		211						6202997	6416 55 1	KTS		211
5079729	6363 88 8	KTS		374	6049080	6404 00 6	KTS	/100 pc.	176	6555611	6416 58 6	KTS		211
5079736	6363 89 2	KTS		374	6049202	6404 01 4	KTS		176	5617884	6416 59 4	KTS		299
6881413	6363 90 3	KTS		210										
5912910	6363 90 5	KTS		319	6199815	6406 12 2	KTS		223					
6148219	6363 90 7	KTS		210	5059585	6406 12 5	KTS		223	6650590	6417 02 7	BSS		355
5912927	6363 90 9	KTS		319	6563111	6406 13 0	KTS		223	6650651	6417 04 3	BSS		355
6881475	6363 91 1	KTS		210	5059561	6406 13 3	KTS		223	6650712	6417 07 8	BSS		355
5912934	6363 91 3	KTS		319	6077595	6406 13 8	KTS		302	6650774	6417 09 4	BSS		355
6881536	6363 93 8	KTS		210	6078370	6406 14 2	KTS		320	6650835	6417 11 6	BSS		355
5912941	6363 94 0	KTS		319	6199877	6406 15 7	KTS		223					
6881598	6363 94 6	KTS		210	6616152	6406 18 1	KTS		223	6203475	6417 75 2	KTS		215
5912958	6363 94 8	KTS		319	6077717	6406 18 9	KTS		302	6203536	6417 77 9	KTS		215
					6078431	6406 19 3	KTS		320	6203598	6417 79 5	KTS		215
					6199990	6406 20 3	KTS		223	6203659	6417 81 7	KTS		215
					5925248	6406 20 5	KTS		302	6203710	6417 83 3	KTS		215
					5925255	6406 20 7	KTS		320	6203772	6417 86 8	KTS		215
					6200054	6406 25 4	KTS		214	6203833	6417 88 4	KTS		215
					6200115	6406 27 0	KTS		223	6340279	6417 90 6	KTS		215
					6200238	6406 52 1	KTS		302	6340330	6417 91 0	KTS		215
					6200290	6406 55 6	KTS		302	6340392	6417 91 4	KTS		215
					6291311	6406 56 4	KTS		321	6340453	6417 91 8	KTS		215
					6817573	6406 58 0	KTS		321	6340514	6417 92 2	KTS		215
					6200351	6406 60 2	KTS		302	6340576	6417 92 6	KTS		215
					6603077	6406 61 0	KTS		321	6340637	6417 93 0	KTS		215
					6200412	6406 69 6	KTS		302	6340699	6417 93 4	KTS		215
					6200474	6406 71 8	KTS		299	6340750	6417 93 8	KTS		215
					6200535	6406 72 6	KTS		302					
					6200597	6406 75 0	KTS		301					
					6200658	6406 76 9	KTS		302	6204311	6418 19 8	BSS		355
					6064328	6406 78 5	KTS		321					
					6200719	6406 80 7	KTS		302					
					6200771	6406 81 5	KTS		302	6348794	6418 24 4	KTS	/100 pc.	209
					6200832	6406 82 3	KTS		302	6822133	6418 24 8	KTS		299
					6200894	6406 86 6	KTS		302	6437474	6418 25 0	KTS		212
					6822072	6406 87 0	KTS		319	6518470	6418 25 2	KTS		212
					6437894	6406 87 2	KTS		321	6204373	6418 27 9	KTS		301
					5045243	6406 90 7	KTS		223	6204434	6418 28 7	KTS		214
					6201198	6406 93 9	KTS		223	6204496	6418 29 5	KTS		214
					6201259	6406 96 3	KTS		223	6204557	6418 31 7	KTS		214
					6201310	6406 97 1	KTS		223	6204618	6418 36 8	KTS		301
					6201372	6406 99 8	KTS		223	6204670	6418 37 6	KTS		301
					6201433	6407 04 8	KTS		223	6204731	6418 55 4	KTS	/pc.	215
					6201730	6407 47 1	KTS		223	5912965	6418 55 7	KTS		320
					5925262	6407 52 4	KTS		321	6204793	6418 57 0	KTS		215
					6201792	6407 52 8	KTS		223	5912972	6418 57 3	KTS		320
					6201853	6407 53 6	KTS		211	6204854	6418 59 7	KTS		215
					6201914	6407 56 0	KTS		212	5912989	6418 60 1	KTS		320
					6201976	6407 57 9	KTS		223	6204915	6418 61 9	KTS		215
										5912996	6418 62 2	KTS		320
					6479535	6408 47 8	KTS		214	6204977	6418 62 7	KTS		215
					6202157	6408 51 6	KTS		211	6205035	6418 63 5	KTS		215
					6479955	6408 70 2	KTS		223	5913009	6418 63 8	KTS		320
					6480012	6408 71 0	KTS		223	6205097	6418 65 1	KTS		215
					6480074	6408 72 9	KTS		223	6205158	6418 68 6	KTS		215
					6480135	6408 73 7	KTS		223	6205219	6418 70 8	KTS		215
					5910961	6408 92 0	KTS		321	6205271	6418 72 4	KTS		215
					5910985	6408 								

GTIN	Art. no.	PE	Price	Page
			/pc.	
5872924	6419 29 2	KTS		217
5872931	6419 29 8	KTS		217
5873150	6419 30 4	KTS		217
5873167	6419 31 0	KTS		217
5873174	6419 31 6	KTS		217
5873181	6419 32 2	KTS		217
5873198	6419 32 8	KTS		217
5873204	6419 33 4	KTS		217
5873211	6419 34 0	KTS		217
5873228	6419 37 0	KTS		217
5873235	6419 37 6	KTS		217
5873242	6419 38 2	KTS		217
5873259	6419 38 8	KTS		217
5873266	6419 39 4	KTS		217
5873273	6419 40 0	KTS		217
5873280	6419 40 6	KTS		217
5873297	6419 41 2	KTS		217
5873303	6419 41 8	KTS		217
5058663	6419 46 4	KTS		215
5058687	6419 46 8	KTS		215
5058731	6419 47 2	KTS		215
5058786	6419 47 6	KTS		215
5058809	6419 48 0	KTS		215
5058670	6419 50 1	KTS		215
5058724	6419 50 5	KTS		215
5058748	6419 50 9	KTS		215
5058793	6419 51 3	KTS		215
5058847	6419 51 7	KTS		215
5913016	6419 51 9	KTS		320
5913023	6419 52 0	KTS		320
5913030	6419 52 1	KTS		320
5913047	6419 52 2	KTS		320
5913054	6419 52 3	KTS		320
6206292	6419 53 4	KTS		215
6206353	6419 55 0	KTS		215
6206414	6419 57 7	KTS		215
6206476	6419 59 3	KTS		215
6206537	6419 61 5	KTS		215
5913061	6419 64 0	KTS		320
5913078	6419 64 2	KTS		320
5913085	6419 64 4	KTS		320
5913092	6419 64 6	KTS		320
5913108	6419 64 8	KTS		320
6206599	6419 70 4	KTS		215
6206650	6419 71 2	KTS		215
6206711	6419 72 0	KTS		215
6206773	6419 74 7	KTS		215
6206834	6419 76 3	KTS		215
6206896	6419 79 8	KTS		215
6206957	6419 82 8	KTS		215
6483730	6419 83 6	KTS		215
6207015	6419 84 4	KTS		215
6662470	6420 60 6	KTS		214
6079155	6420 60 7	KTS		214
6662531	6420 60 8	KTS		214
6662593	6420 61 0	KTS		214
6662654	6420 61 2	KTS		214
6662715	6420 61 4	KTS		214
6662777	6420 61 6	KTS		214
5058373	6420 62 5	KTS		301
5058380	6420 62 8	KTS		301
5058427	6420 63 1	KTS		301
5058434	6420 63 4	KTS		301
5058502	6420 63 7	KTS		301
5058540	6420 64 0	KTS		301
5706304	6420 64 2	KTS		320
5706311	6420 64 4	KTS		320
5395362	6420 64 6	KTS		320
5706052	6420 64 8	KTS		320
5706328	6420 65 0	KTS		320
5706359	6420 65 2	KTS		320
6207077	6420 65 6	KTS		214
6207138	6420 66 4	KTS		214
6207190	6420 68 0	KTS		214
6207251	6420 71 0	KTS		214
6207312	6420 74 5	KTS		214
6207374	6420 78 8	KTS		214
6207435	6420 79 6	KTS		214
6207497	6420 82 6	KTS		214
6207558	6421 00 8	KTS		301
6207619	6421 02 4	KTS		301
6207671	6421 03 2	KTS		301
5061953	6421 03 6	KTS		301

GTIN	Art. no.	PE	Price	Page
			/pc.	
5061960	6421 04 0	KTS		301
5061977	6421 04 4	KTS		301
6207732	6421 32 6	KTS		217
6207794	6421 33 4	KTS		217
6207855	6421 35 0	KTS		217
6207916	6421 38 5	KTS		217
6207978	6421 42 3	KTS		217
6208036	6421 46 6	KTS		217
6208098	6421 49 0	KTS		217
5438519	6424 54 8	KTS	/100 pc.	223
5438526	6424 55 0	KTS	/pc.	214
5438533	6424 55 2	KTS		214
5438540	6424 55 4	KTS		214
5438571	6424 55 6	KTS		214
6324736	6424 60 0	KTS		214
6325030	6424 60 8	KTS		214
6325337	6424 61 6	KTS		214
6325634	6424 62 4	KTS		214
6636853	6424 71 6	KTS		214
6636976	6424 73 2	KTS		214
6637034	6424 74 0	KTS		214
6637096	6424 75 9	KTS		214
6208876	6437 10 9	KTS		251
6208937	6442 80 3	KTS		301
6209057	6442 83 8	KTS		301
6209118	6442 85 4	KTS		301
6209170	6442 87 0	KTS		301
6209231	6442 89 7	KTS		301
6209293	6442 91 9	KTS		301
6441433	6443 06 3	KTS		301
6441495	6443 06 7	KTS		301
6617111	6443 07 1	KTS		301
6661091	6443 07 5	KTS		301
6661152	6443 07 9	KTS		301
6661879	6443 08 3	KTS		301
6349753	6443 31 1	KTS		320
6554478	6443 34 6	KTS		320
5021049	6443 61 5	KTS		320
6955879	6443 62 1	KTS		320
5021094	6443 62 5	KTS		320
5049722	6443 62 6	KTS		320
5021100	6443 62 7	KTS		320
6209354	6490 01 8	KTS	price/100	73
6498079	6490 02 6	KTS		293
5705888	6490 02 8	KTS		293
6209415	6490 03 4	KTS		73
6209477	6490 05 0	KTS		73
6209538	6490 10 7	KTS	/100 pc.	73
5705475	6490 11 1	KTS		293
6209590	6490 12 3	KTS		73
5705482	6490 12 5	KTS		293
6209651	6490 15 8	KTS		73
6209712	6490 17 4	KTS		73
6209774	6490 90 5	KTS		73
6209835	6490 96 4	KTS		73
6209897	6498 01 9	KTS	/pc.	73
6209958	6498 02 7	KTS		73
6211630	7001 29 0	KTS		245
6211692	7001 30 4	KTS		245
6211753	7001 31 2	KTS		245
6819430	7001 89 4	KTS		245
6819492	7001 91 6	KTS		245
6819553	7001 93 2	KTS		245
6212354	7001 94 0	KTS		245
6212415	7001 96 7	KTS		245
6212477	7001 97 5	KTS		245
6212897	7002 39 4	KTS		245
6212958	7002 41 6	KTS		245

GTIN	Art. no.	PE	Price	Page
			/pc.	
6213016	7002 43 2	KTS		245
6819799	7002 63 7	KTS		245
6819850	7002 65 3	KTS		245
6819911	7002 68 8	KTS		245
6213610	7002 69 6	KTS		245
6213672	7002 72 6	KTS		245
6213733	7002 73 4	KTS		245
6216314	7005 00 8	KTS		229
6947416	7005 01 6	KTS		229
6216376	7005 02 4	KTS		229
6216437	7005 04 0	KTS		229
6216499	7005 06 7	KTS		229
6216550	7005 32 6	KTS		233
6500239	7005 33 4	KTS		233
6216611	7005 34 2	KTS		233
6216673	7005 36 9	KTS		233
6216734	7005 38 5	KTS		233
6216796	7005 40 7	KTS		233
6216857	7005 42 3	KTS		233
6216918	7005 46 6	KTS		236
5995944	7005 47 4	KTS		236
6216970	7005 48 2	KTS		236
6217038	7005 50 4	KTS		236
6217090	7005 52 0	KTS		236
6217151	7005 54 7	KTS		236
6217212	7005 56 3	KTS		236
6217274	7005 62 8	KTS		239
5995890	7005 63 6	KTS		239
6217335	7005 64 4	KTS		239
6217397	7005 66 0	KTS		239
6217458	7005 68 7	KTS		239
6217519	7005 70 9	KTS		239
5995906	7005 72 3	KTS		239
6217878	7006 32 2	KTS		232
6500352	7006 33 0	KTS		232
6217939	7006 34 9	KTS		232
6217991	7006 36 5	KTS		232
6218059	7006 38 1	KTS		232
6218110	7006 41 1	KTS		232
6218172	7006 44 6	KTS		232
6218233	7006 46 2	KTS		236
5995920	7006 47 0	KTS		236
6218295	7006 48 9	KTS		236
6218356	7006 50 0	KTS		236
6218417	7006 52 7	KTS		236
6218479	7006 54 3	KTS		236
6218530	7006 57 8	KTS		236
6218592	7006 62 4	KTS		239
5995852	7006 63 2	KTS		239
6218653	7006 64 0	KTS		239
6218714	7006 66 7	KTS		239
6218776	7006 68 3	KTS		239
6218837	7006 70 5	KTS		239
5995869	7006 71 7	KTS		239
5886570	7006 72 0	KTS		323
5995685	7006 72 2	KTS		323
5886587	7006 72 4	KTS		323
5886594	7006 72 8	KTS		323
5886600	7006 73 2	KTS		323
5886617	7006 73 6	KTS		323
5886624	7006 74 0	KTS		323
5886457	7006 75 0	KTS		323
5995661	7006 75 2	KTS		323
5886471	7006 75 4	KTS		323
5886488	7006 75 8	KTS		323
5886501	7006 76 2	KTS		323
5886532	7006 76 6	KTS		323
5886549	7006 77 0	KTS		323
5047315	7007 00 1	KTS		232
5863335	7007 00 2	KTS		232
5047322	7007 00 5	KTS		232
5703730	7007 00 6	KTS		232
5047339	7007 00 9	KTS		232
5811015	7007 01 0	KTS		232
5047346	7007 01 3	KTS		

Numeric directory

Structure of the GTIN: Country code 40

Manufacturer code 1219

Individual GTIN 5647589

GTIN	Art. no.	PE	Price	Page	GTIN	Art. no.	PE	Price	Page	GTIN	Art. no.	PE	Price	Page
			/pc.					/pc.					/pc.	
5047407	7007 02 9	KTS		232	5711834	7007 35 8	KTS		239	6223930	7061 24 2	KTS		292
5863403	7007 03 0	KTS		232	5863649	7007 35 9	KTS		239	5706861	7061 24 4	KTS		292
5047438	7007 05 1	KTS		232	5711841	7007 36 2	KTS		239	5706878	7061 25 2	KTS		292
5863281	7007 05 2	KTS		232	5711872	7007 36 6	KTS		239	5706885	7061 36 0	KTS		292
5047445	7007 05 5	KTS		232	5863687	7007 36 7	KTS		239	6224050	7061 44 7	KTS		292
5476818	7007 05 6	KTS		232	5995623	7007 37 3	KTS		239	5706892	7061 44 9	KTS		292
5047452	7007 05 9	KTS		232	5995647	7007 37 4	KTS		239	6224111	7061 54 4	KTS		292
5811022	7007 06 0	KTS		232	5850908	7007 39 8	KTS		239	5706908	7061 54 6	KTS		292
5047469	7007 06 3	KTS		232	5809197	7007 40 0	KTS		239	6224173	7061 64 1	KTS		292
5703785	7007 06 4	KTS		232	5809203	7007 40 4	KTS		239	5706915	7061 64 3	KTS		292
5047490	7007 06 7	KTS		232	5850922	7007 46 8	KTS		239					
5863298	7007 06 8	KTS		232	5809210	7007 47 0	KTS		239					
5047506	7007 07 1	KTS		232	5809227	7007 47 4	KTS		239					
5863304	7007 07 2	KTS		232						6079971	7070 20 5	KTS		241
5047513	7007 07 5	KTS		232	5927389	7027 00 1	KTS		232	6094820	7070 20 9	KTS		241
5863311	7007 07 6	KTS		232	5927396	7027 00 3	KTS		232	6094882	7070 21 3	KTS		241
5047520	7007 07 9	KTS		232	5927402	7027 00 5	KTS		232	6094943	7070 21 7	KTS		241
5863328	7007 08 0	KTS		232	5927419	7027 00 7	KTS		232	6095001	7070 22 1	KTS		241
5688556	7007 10 5	KTS		305	5927426	7027 00 9	KTS		232	6095063	7070 22 5	KTS		241
5995678	7007 10 7	KTS		305	5927457	7027 01 1	KTS		232	6095186	7070 23 3	KTS		241
5886181	7007 10 9	KTS		305	5927464	7027 01 3	KTS		232	6095247	7070 30 6	KTS		241
5886198	7007 11 3	KTS		305	5927471	7027 02 1	KTS		232	6095308	7070 31 0	KTS		241
5886204	7007 11 7	KTS		305	5927488	7027 02 3	KTS		232	6095360	7070 31 4	KTS		241
5886235	7007 11 9	KTS		305	5927488	7027 02 3	KTS		232	6095421	7070 31 8	KTS		241
5886242	7007 12 1	KTS		305	5927518	7027 02 5	KTS		232	6095483	7070 32 2	KTS		241
5688563	7007 15 5	KTS		305	5927525	7027 02 7	KTS		232	6095544	7070 32 6	KTS		241
5995654	7007 15 6	KTS		305	5927532	7027 02 9	KTS		232	6095667	7070 33 4	KTS		241
5886112	7007 15 7	KTS		305	5927549	7027 03 1	KTS		232	6095728	7070 35 3	KTS		306
5886129	7007 15 9	KTS		305	5927587	7027 03 3	KTS		232	6095780	7070 36 1	KTS		306
5886136	7007 16 1	KTS		305	5927594	7027 04 1	KTS		305	6095841	7070 36 5	KTS		306
5886143	7007 16 3	KTS		305	5927600	7027 04 3	KTS		305	6095902	7070 36 9	KTS		306
5886174	7007 16 5	KTS		305	5927648	7027 04 5	KTS		305	6095964	7070 37 3	KTS		306
5711414	7007 17 0	KTS		229	5927655	7027 04 7	KTS		305	6096022	7070 38 1	KTS		306
5711421	7007 17 4	KTS		229	5927662	7027 04 9	KTS		305	5021520	7070 39 0	KTS		323
5711438	7007 17 8	KTS		229	5927679	7027 05 1	KTS		305	5021582	7070 39 2	KTS		323
5711445	7007 18 2	KTS		229	5927686	7027 05 3	KTS		305	5021605	7070 39 4	KTS		323
5711452	7007 18 6	KTS		229	5927693	7027 06 1	KTS		323	5021766	7070 39 6	KTS		323
5711469	7007 20 0	KTS		229	5927709	7027 06 3	KTS		323	5021711	7070 39 8	KTS		323
5711476	7007 20 4	KTS		229	5927716	7027 06 5	KTS		323	5021827	7070 40 0	KTS		323
5711483	7007 20 8	KTS		229	5927723	7027 06 7	KTS		323					
5711513	7007 21 2	KTS		229	5927730	7027 06 9	KTS		323	6228072	7075 10 3	KTS		233
5711520	7007 21 6	KTS		229	5927747	7027 07 1	KTS		323	6511877	7075 15 4	KTS		233
5711537	7007 23 0	KTS		236	5927754	7027 07 3	KTS		323	6228133	7075 20 0	KTS		233
5863502	7007 23 1	KTS		236	5927761	7027 08 1	KTS		236	6228195	7075 30 8	KTS		233
5995692	7007 23 2	KTS		236	5927778	7027 08 3	KTS		236	6228256	7075 40 5	KTS		233
5995708	7007 23 3	KTS		236	5927785	7027 08 5	KTS		236	6228317	7075 50 2	KTS		233
5711544	7007 23 4	KTS		236	5927792	7027 08 7	KTS		236	6228379	7075 59 6	KTS		233
5863519	7007 23 5	KTS		236	5927808	7027 08 9	KTS		236					
5711575	7007 23 8	KTS		236	5927815	7027 09 1	KTS		236	6228430	7076 09 6	KTS		236
5863526	7007 23 9	KTS		236	5927822	7027 09 3	KTS		236	5995951	7076 10 4	KTS		236
5711582	7007 24 2	KTS		236	5927839	7027 10 1	KTS		236	6228492	7076 20 7	KTS		236
5863564	7007 24 3	KTS		236	5927846	7027 10 3	KTS		236	6228553	7076 30 4	KTS		236
5711599	7007 24 6	KTS		236	5927853	7027 10 5	KTS		236	6228614	7076 40 1	KTS		236
5863571	7007 24 7	KTS		236	5927860	7027 10 7	KTS		236	6228676	7076 50 9	KTS		236
5711605	7007 25 0	KTS		236	5927877	7027 10 9	KTS		236	6228737	7076 60 6	KTS		236
5863588	7007 25 1	KTS		236	5927884	7027 11 1	KTS		236					
5711636	7007 27 0	KTS		236	5927891	7027 11 3	KTS		236	6228799	7077 10 6	KTS		239
5863410	7007 27 1	KTS		236	5928041	7027 16 1	KTS		239	5995913	7077 11 2	KTS		239
5995715	7007 27 2	KTS		236	5928058	7027 16 3	KTS		239	6228850	7077 20 3	KTS		239
5995722	7007 27 3	KTS		236	5928065	7027 16 5	KTS		239	6228911	7077 30 0	KTS		239
5711643	7007 27 4	KTS		236	5928072	7027 16 7	KTS		239	6228973	7077 40 8	KTS		239
5863427	7007 27 5	KTS		236	5928089	7027 16 9	KTS		239	6229031	7077 50 5	KTS		239
5711650	7007 27 8	KTS		236	5928096	7027 17 1	KTS		239	5778912	7077 97 2	KTS		239
5863434	7007 27 9	KTS		236	5928102	7027 17 3	KTS		239					
5711667	7007 28 2	KTS		236	5928157	7027 18 1	KTS		239	6229390	7079 10 9	KTS		232
5863441	7007 28 3	KTS		236	5928164	7027 18 3	KTS		239	6984985	7079 14 1	KTS		232
5711698	7007 28 6	KTS		236	5928171	7027 18 5	KTS		239	6229451	7079 20 6	KTS		232
5863458	7007 28 7	KTS		236	5928188	7027 18 7	KTS		239	6229512	7079 30 3	KTS		232
5711704	7007 29 0	KTS		236	5928195	7027 18 9	KTS		239	6229574	7079 40 0	KTS		232
5863465	7007 29 1	KTS		236	5928201	7027 19 1	KTS		239	6229635	7079 50 8	KTS		232
5711711	7007 31 0	KTS		239	5928218	7027 19 3	KTS		239	6229697	7079 60 5	KTS		232
5995579	7007 31 2	KTS		239	5928225	7027 20 1	KTS		305					
5995593	7007 31 3	KTS		239	5928249	7027 20 5	KTS		305	6229758	7080 10 7	KTS		236
5711728	7007 31 4	KTS		239	5928256	7027 20 7	KTS							

GTIN	Art. no.	PE	Price	Page	GTIN	Art. no.	PE	Price	Page	GTIN	Art. no.	PE	Price	Page
5995883	7081 55 5	KTS	/pc.	239	5708032	7098 13 2	KTS	/m	292	6242351	7109 93 8	KTS	/pc.	304
6230471	7082 00 2	KTS		230	5708049	7098 13 4	KTS		292	6242412	7110 10 3	KTS		237
6230532	7082 01 0	KTS		234	5708056	7098 13 6	KTS		292	5995555	7110 10 7	KTS		237
6230594	7082 02 9	KTS		237	5708063	7098 13 8	KTS		292	6242474	7110 20 0	KTS		237
6230655	7082 03 7	KTS		240	5708070	7098 14 0	KTS		292	6242535	7110 30 8	KTS		237
6230778	7082 22 3	KTS		234	5708087	7098 14 2	KTS		292	6242597	7110 40 5	KTS		237
6230839	7082 25 8	KTS		304	5708094	7098 14 4	KTS		292	6242658	7110 50 2	KTS		237
6080113	7082 26 5	KTS		322	5708100	7098 14 6	KTS		292	6242719	7110 61 8	KTS		237
6230891	7082 32 0	KTS		237	5708117	7098 14 8	KTS		292	6242771	7111 09 6	KTS		240
6230952	7082 43 6	KTS		240	5708124	7098 15 0	KTS		292	5995500	7111 20 1	KTS		240
6986361	7082 47 9	KTS		304	5708131	7098 15 2	KTS		292	6242894	7111 20 7	KTS		240
6231010	7083 04 1	KTS		241	5708148	7098 16 2	KTS		292	6243013	7111 30 4	KTS		240
6231072	7083 10 6	KTS		241	5708155	7098 16 4	KTS		292	6243136	7111 42 8	KTS		240
6231133	7083 15 7	KTS		241	5708162	7098 16 6	KTS		292	6243198	7111 50 9	KTS		240
6231195	7083 20 3	KTS		241	5708179	7098 16 8	KTS		292	5995517	7111 74 0	KTS		240
6231256	7083 30 0	KTS		241	5708186	7098 17 0	KTS		292	6813131	7121 10 9	KTS		245
6231317	7083 40 8	KTS		241	5708193	7098 17 2	KTS		292	6813193	7121 21 0	KTS		245
6231379	7083 50 5	KTS		241	5708209	7098 17 4	KTS		292	6813254	7121 31 8	KTS		245
6231492	7083 60 2	KTS		241	5708216	7098 17 6	KTS		292	6246373	7121 40 7	KTS		245
6100934	7083 61 6	KTS		241	5708223	7098 17 8	KTS		292	6246434	7121 50 4	KTS		245
6983728	7083 61 8	KTS		241	5708230	7098 18 0	KTS		292	6246496	7121 60 1	KTS		245
6026883	7083 62 2	KTS		241	5708247	7098 18 2	KTS		292	6813490	7123 11 6	KTS		245
6982943	7083 62 6	KTS		241	6303731	7102 67 4	KTS		292	6813551	7123 21 3	KTS		245
6982882	7083 63 0	KTS		241	6420131	7102 77 1	KTS		292	6813674	7123 31 0	KTS		245
6024254	7083 63 4	KTS		241	5980469	7103 54 0	KTS	/pc.	292	6247097	7123 39 6	KTS		245
6024490	7083 63 8	KTS		241	5980483	7103 54 8	KTS		292	6247158	7123 50 7	KTS		245
6034635	7083 64 2	KTS		241	6582136	7103 61 1	KTS	/m	220	6247219	7123 55 8	KTS		245
6232031	7084 01 3	KTS		306	6468911	7103 64 3	KTS		221	6814091	7125 10 0	KTS		245
5995531	7084 01 5	KTS		306	5705529	7104 35 6	KTS		291	6814152	7125 22 0	KTS		245
6232093	7084 04 8	KTS		306	5705536	7104 35 8	KTS		291	6814336	7125 30 5	KTS		245
6232154	7084 06 4	KTS		306	6239719	7104 36 7	KTS		221	6247691	7125 41 0	KTS		245
6232215	7084 08 0	KTS		306	6239771	7104 66 9	KTS		221	6247752	7125 52 6	KTS		245
6232277	7084 10 2	KTS		306	6239832	7104 96 0	KTS		221	6247813	7125 58 5	KTS		245
6232338	7084 12 9	KTS		306	6239955	7105 66 5	KTS		220	6814695	7127 10 3	KTS		245
5866336	7084 14 1	KTS		323	5705567	7105 67 3	KTS		291	6814756	7127 22 7	KTS		245
5995548	7084 14 2	KTS		323	6240012	7105 96 7	KTS		220	6814817	7127 32 0	KTS		245
5866343	7084 14 3	KTS		323	6982820	7106 10 6	KTS	/pc.	234	6248414	7127 41 3	KTS		245
5866350	7084 14 5	KTS		323	6308170	7106 11 0	KTS		234	6248476	7127 49 9	KTS		245
5866367	7084 14 7	KTS		323	6982769	7106 11 4	KTS		234	6248537	7127 54 5	KTS		245
5866374	7084 14 9	KTS		323	6982707	7106 11 8	KTS		234	5079187	7130 74 1	KTS		246
5866381	7084 15 1	KTS		323	6024612	7106 12 2	KTS		234	5079194	7130 74 3	KTS		246
6146772	7084 75 7	KTS		241	6024735	7106 12 6	KTS		234	5079200	7130 74 5	KTS		246
6146833	7084 76 5	KTS		33	6034697	7106 13 0	KTS		234	5079231	7130 74 7	KTS		246
6146895	7084 77 3	KTS		29	6240678	7107 31 5	KTS		237	5079248	7130 74 9	KTS		246
6146956	7084 78 1	KTS		241	5995562	7107 32 0	KTS		237	5079255	7130 75 1	KTS		246
5012245	7084 87 0	KTS		241	6240739	7107 33 1	KTS		237	5079262	7130 75 3	KTS		246
5163268	7085 10 8	KTS		241	6240791	7107 36 6	KTS		237	5711896	7130 76 0	KTS		243
5163305	7085 11 1	KTS		33	6240852	7107 38 2	KTS		237	5711902	7130 76 4	KTS		243
5286790	7085 11 2	KTS		241	6240913	7107 40 4	KTS		237	5711933	7130 76 8	KTS		243
5163312	7085 11 4	KTS		241	6240975	7107 42 0	KTS		237	5711940	7130 77 2	KTS		243
5166320	7085 13 3	KTS		306	6241033	7107 45 5	KTS		240	5711957	7130 77 6	KTS		243
6506897	7097 11 5	KTS	/m	292	6241095	7107 47 1	KTS		240	5047551	7130 80 1	KTS		243
6506958	7097 12 3	KTS		292	6241156	7107 50 1	KTS		240	5047568	7130 80 5	KTS		243
6507016	7097 13 1	KTS		292	6241217	7107 53 6	KTS		240	5047575	7130 80 9	KTS		243
6507078	7097 15 8	KTS		292	6241279	7107 55 2	KTS		240	5047582	7130 81 3	KTS		243
6507139	7097 16 6	KTS		292	5995524	7107 56 2	KTS		240	5047612	7130 81 7	KTS		243
6979646	7097 17 4	KTS		292	6241392	7108 05 2	KTS		230	5047629	7130 82 1	KTS		243
6980246	7097 40 9	KTS		292	6241453	7108 10 9	KTS		230	5047636	7130 82 5	KTS		243
6980369	7097 42 5	KTS		292	6241514	7108 20 6	KTS		230	5047643	7130 82 9	KTS		243
6980420	7097 43 3	KTS		292	6241576	7108 31 1	KTS		230	5047674	7130 84 7	KTS		243
6980482	7097 44 1	KTS		292	6241637	7109 10 5	KTS		234	5047681	7130 85 2	KTS		243
6508099	7097 46 8	KTS		292	6241699	7109 15 6	KTS		234	5047698	7130 85 6	KTS		243
6508150	7097 47 6	KTS		292	6241750	7109 20 2	KTS		234	5047704	7130 86 0	KTS		243
5707646	7098 00 2	KTS		292	6241811	7109 29 6	KTS		234	5047735	7130 86 4	KTS		243
5707684	7098 00 4	KTS		292	6241873	7109 40 7	KTS		234	5047742	7130 86 8	KTS		243
5707691	7098 00 6	KTS		292	6241934	7109 50 4	KTS		234	5047759	7130 87 2	KTS		243
5707707	7098 00 8	KTS		292	6241996	7109 60 1	KTS		234	5047766	7130 87 6	KTS		243
5707714	7098 01 0	KTS		292	6242054	7109 81 4	KTS		304	5688600	7130 90 5	KTS		306
5707721	7098 01 2	KTS		292	5981084	7109 81 6	KTS		304	5995791	7130 90 6	KTS		306
5707738	7098 01 4	KTS		292	6242115	7109 83 0	KTS		304	5886303	7130 90 7	KTS		306
5707745	7098 03 2	KTS		292	6242177	7109 85 7	KTS		304	5886327	7130 90 9	KTS		306
5707752	7098 03 4	KTS		292	6242238	7109 87 3	KTS		304	5886365	7130 91 1	KTS		306
5707769	7098 03 6	KTS		292	6242290	7109 90 3	KTS		304	5886389	7130 91 3	KTS		306
5707776	7098 03 8	KTS		2										

Numeric directory

Structure of the GTIN: Country code **40**

Manufacturer code **1219**

Individual GTIN **5647589**

GTIN	Art. no.	PE	Price	Page
			/pc.	
5886525	7130 92 6	KTS		324
5886556	7130 92 8	KTS		324
5886563	7130 93 0	KTS		324
5886617	7130 95 2	KTS		306
5995814	7130 95 3	KTS		306
5886259	7130 95 4	KTS		306
5886266	7130 95 6	KTS		306
5886273	7130 95 8	KTS		306
5886280	7130 96 0	KTS		306
5886297	7130 96 2	KTS		306
5886310	7130 97 2	KTS		324
5995821	7130 97 3	KTS		324
5886358	7130 97 4	KTS		324
5886372	7130 97 6	KTS		324
5886426	7130 97 8	KTS		324
5886433	7130 98 0	KTS		324
5886440	7130 98 2	KTS		324
5711964	7130 99 0	KTS		243
5995739	7130 99 2	KTS		243
5711995	7130 99 4	KTS		243
5712008	7130 99 8	KTS		243
5712015	7131 00 2	KTS		243
5712022	7131 00 6	KTS		243
5712039	7131 01 0	KTS		243
5712046	7131 03 0	KTS		243
5995753	7131 03 2	KTS		243
5712053	7131 03 4	KTS		243
5712060	7131 03 8	KTS		243
5712077	7131 04 2	KTS		243
5712084	7131 04 6	KTS		243
5995760	7131 05 2	KTS		243
5079293	7131 45 0	KTS		246
5079309	7131 45 2	KTS		246
5079316	7131 45 4	KTS		246
5079323	7131 45 6	KTS		246
5079354	7131 45 8	KTS		246
5079361	7131 46 0	KTS		246
5079378	7131 46 2	KTS		246
5874379	7131 50 6	KTS		243
5850915	7131 50 8	KTS		243
5874386	7131 50 9	KTS		243
5809265	7131 51 0	KTS		243
5874393	7131 51 4	KTS		243
5809272	7131 51 8	KTS		243
5874409	7131 52 4	KTS		243
5874416	7131 52 7	KTS		243
5995777	7131 55 4	KTS		243
5850960	7131 55 6	KTS		243
5809289	7131 56 0	KTS		243
5874775	7131 56 4	KTS		243
5809296	7131 56 8	KTS		243
5874782	7131 57 2	KTS		243
5995784	7131 57 6	KTS		243
5874423	7131 59 0	KTS		243
5874430	7131 59 2	KTS		243
5874447	7131 59 4	KTS		243
5874485	7131 59 6	KTS		243
5874492	7131 60 0	KTS		243
5874508	7131 63 0	KTS		243
5874546	7131 63 2	KTS		243
5874553	7131 63 4	KTS		243
5874560	7131 63 6	KTS		243
5874607	7131 64 0	KTS		243
5874614	7131 64 4	KTS		243
5874621	7131 64 8	KTS		243
5874669	7131 65 2	KTS		243
5874676	7131 67 2	KTS		243
5995746	7131 67 4	KTS		243
5874683	7131 67 6	KTS		243
5874713	7131 68 0	KTS		243
5874720	7131 68 4	KTS		243
5874737	7131 68 8	KTS		243
5874744	7131 69 2	KTS		243
6258499	7138 11 3	KTS		305
6258550	7138 12 1	KTS		305
6258611	7138 14 8	KTS		305
6258673	7138 15 6	KTS		305
6258734	7138 16 4	KTS		305
6258796	7138 17 2	KTS		305
5928751	7138 36 0	KTS		242
5928768	7138 36 2	KTS		242
5928775	7138 36 4	KTS		242
5928782	7138 36 6	KTS		242

GTIN	Art. no.	PE	Price	Page
			/pc.	
5928799	7138 36 8	KTS		242
5928812	7138 37 0	KTS		242
5928829	7138 37 2	KTS		242
5928836	7138 40 0	KTS		242
5928843	7138 40 2	KTS		242
5928867	7138 40 4	KTS		242
5928874	7138 40 6	KTS		242
5928881	7138 40 8	KTS		242
5928904	7138 41 0	KTS		242
5928911	7138 41 2	KTS		242
5928942	7138 43 0	KTS		306
5928959	7138 43 2	KTS		306
5928966	7138 43 4	KTS		306
5928973	7138 43 6	KTS		306
5928980	7138 43 8	KTS		306
5928997	7138 44 0	KTS		306
5929000	7138 44 2	KTS		306
5929017	7138 45 0	KTS		324
5929024	7138 45 2	KTS		324
5929031	7138 45 4	KTS		324
5929048	7138 45 6	KTS		324
5929055	7138 45 8	KTS		324
5929062	7138 46 0	KTS		324
5929079	7138 46 2	KTS		324
5929093	7138 50 0	KTS		242
5929109	7138 50 2	KTS		242
5929116	7138 50 4	KTS		242
5929123	7138 50 6	KTS		242
5929130	7138 50 8	KTS		242
5929147	7138 51 0	KTS		242
5929154	7138 51 2	KTS		242
5929192	7138 54 0	KTS		242
5929208	7138 54 2	KTS		242
5929215	7138 54 4	KTS		242
5929222	7138 54 6	KTS		242
5929239	7138 54 8	KTS		242
5929246	7138 55 0	KTS		242
5929253	7138 55 2	KTS		242
5929260	7138 57 0	KTS		306
5929277	7138 57 2	KTS		306
5929284	7138 57 4	KTS		306
5929291	7138 57 6	KTS		306
5929307	7138 57 8	KTS		306
5929314	7138 58 0	KTS		306
5929321	7138 58 2	KTS		306
5929338	7138 59 0	KTS		324
5929345	7138 59 2	KTS		324
5929352	7138 59 4	KTS		324
5929369	7138 59 6	KTS		324
5929376	7138 59 8	KTS		324
5929383	7138 60 0	KTS		324
5929390	7138 60 2	KTS		324
5930587	7138 64 0	KTS		243
5930594	7138 64 2	KTS		243
5930600	7138 64 4	KTS		243
5930617	7138 64 6	KTS		243
5930624	7138 64 8	KTS		243
5930631	7138 65 0	KTS		243
5930648	7138 65 2	KTS		243
5930655	7138 68 0	KTS		243
5930662	7138 68 2	KTS		243
5930679	7138 68 4	KTS		243
5930686	7138 68 6	KTS		243
5930693	7138 68 8	KTS		243
5930709	7138 69 0	KTS		243
5930716	7138 69 2	KTS		243
5930723	7138 72 0	KTS		306
5930754	7138 72 2	KTS		306
5930761	7138 72 4	KTS		306
5930778	7138 72 6	KTS		306
5930785	7138 72 8	KTS		306
5930792	7138 73 0	KTS		306
5930808	7138 73 2	KTS		306
5930815	7138 74 0	KTS		324
5930822	7138 74 2	KTS		324
5930839	7138 74 4	KTS		324
5930846	7138 74 6	KTS		324
5930853	7138 74 8	KTS		324
5930860	7138 75 0	KTS		324
5930877	7138 75 2	KTS		324
5930884	7138 79 0	KTS		243
5930891	7138 79 2	KTS		243
5930907	7138 79 4	KTS		243
5930914	7138 79 6	KTS		243
5930921	7138 79 8	KTS		243

GTIN	Art. no.	PE	Price	Page
			/pc.	
5930938	7138 80 0	KTS		243
5930945	7138 80 2	KTS		243
5930952	7138 83 0	KTS		243
5930969	7138 83 2	KTS		243
5931003	7138 83 4	KTS		243
5931010	7138 83 6	KTS		243
5931027	7138 83 8	KTS		243
5931058	7138 84 0	KTS		243
5931065	7138 84 2	KTS		243
5931072	7138 86 0	KTS		306
5931089	7138 86 2	KTS		306
5931119	7138 86 4	KTS		306
5931126	7138 86 6	KTS		306
5931133	7138 86 8	KTS		306
5931140	7138 87 0	KTS		306
5931157	7138 87 2	KTS		306
5931164	7138 88 0	KTS		324
5931171	7138 88 2	KTS		324
5931188	7138 88 4	KTS		324
5931195	7138 88 6	KTS		324
5931201	7138 88 8	KTS		324
5931232	7138 89 0	KTS		324
5931249	7138 89 2	KTS		324
5931256	7138 93 0	KTS		243
5931263	7138 93 2	KTS		243
5931270	7138 93 4	KTS		243
5931287	7138 93 6	KTS		243
5931294	7138 93 8	KTS		243
5931300	7138 94 0	KTS		243
5931317	7138 94 2	KTS		243
5931324	7138 97 0	KTS		243
5931355	7138 97 2	KTS		243
5931362	7138 97 4	KTS		243
5931379	7138 97 6	KTS		243
5931386	7138 97 8	KTS		243
5931393	7138 98 0	KTS		243
5931409	7138 98 2	KTS		243
5931416	7139 02 0	KTS		306
5931423	7139 02 2	KTS		306
5931430	7139 02 4	KTS		306
5931447	7139 02 6	KTS		306
5931454	7139 02 8	KTS		306
5931461	7139 03 0	KTS		306
5931478	7139 03 2	KTS		306
5931485	7139 04 0	KTS		324
5931492	7139 04 2	KTS		324
5931508	7139 04 4	KTS		324
5931515	7139 04 6	KTS		324
5931522	7139 04 8	KTS		324
5931539	7139 05 0	KTS		324
5931546	7139 05 2	KTS		324
6259991	7160 04 6	KTS		310
6260058	7160 05 4	KTS		310
6260119	7160 06 2	KTS		310
6260171	7160 08 9	KTS		310
6260232				

GTIN	Art. no.	PE	Price	Page
5855697	7202 20 3	BSS	/pc.	335
5855603	7202 20 4	BSS		335
58556610	7202 20 5	BSS		335
5855627	7202 20 6	BSS		335
5855665	7202 20 7	BSS		335
5855672	7202 20 8	BSS		335
5855689	7202 20 9	BSS		335
5856719	7202 21 0	BSS		335
6086917	7202 21 2	BSS		345
6086924	7202 21 3	BSS		345
6053674	7202 21 4	BSS		345
6086931	7202 21 5	BSS		345
6086948	7202 21 6	BSS		345
6086979	7202 21 7	BSS		345
6086986	7202 21 8	BSS		345
6086993	7202 21 9	BSS		345
6087006	7202 22 0	BSS		345
5448235	7202 26 5	BSS		367
5847854	7202 28 3	BSS		335
5850120	7202 29 5	BSS		337
5850137	7202 30 0	BSS		335
5850144	7202 30 2	BSS		335
5918929	7202 30 6	BSS		335
5850182	7202 31 0	BSS		337
5850199	7202 31 2	BSS		337
5428190	7202 32 2	BSS		343
5428206	7202 50 6	BSS		343
5850007	7202 50 7	BSS		343
5428213	7202 50 8	BSS		343
5428275	7202 51 0	BSS		339
5428220	7202 51 6	BSS		343
5850014	7202 51 7	BSS		343
5847915	7202 52 1	BSS		339
6142217	7202 55 1	BSS		343
6142279	7202 55 5	BSS		343
6142330	7202 55 9	BSS		343
6142392	7202 56 3	BSS		343
6142453	7202 56 7	BSS		343
6142514	7202 57 1	BSS		343
6142576	7202 57 5	BSS		343
6142637	7202 57 9	BSS		343
5428336	7202 61 3	BSS		343
5428343	7202 61 7	BSS		343
6142811	7202 62 4	BSS		343
6142934	7202 62 8	BSS		343
6144013	7202 66 0	BSS		343
6460991	7202 70 9	BSS		341
6460878	7202 72 5	BSS		341
6460755	7202 74 1	BSS		341
5847861	7202 90 4	BSS		335
5847878	7202 91 2	BSS		335
5847885	7202 96 3	BSS		341
5847892	7202 97 1	BSS		341
5693345	7203 10 0	BSS	/100 pc.	73
5693352	7203 10 2	BSS		73
5693369	7203 10 4	BSS		73
5693376	7203 10 6	BSS		73
5693383	7203 10 8	BSS		73
5693390	7203 11 0	BSS		73
5693406	7203 11 2	BSS		73
5693413	7203 11 4	BSS		73
5693420	7203 12 0	BSS	/pc.	367
5993056	7203 13 1	BSS		367
5693444	7203 13 2	BSS	/100 pc.	367
5726425	7203 13 4	BSS		367
5811671	7203 14 0	BSS	/pc.	367
5921851	7203 15 0	BSS		367
5921868	7203 15 4	BSS		367
5706434	7203 16 0	BSS		367
5817499	7203 80 0	BSS	/NPE	339
5817505	7203 80 3	BSS		339
5817536	7203 80 6	BSS	/pc.	339
5817543	7203 80 9	BSS		339

GTIN	Art. no.	PE	Price	Page
5817550	7203 81 2	BSS	/pc.	339
5817567	7203 81 5	BSS		339
6331376	7203 84 0	BSS		349
6331383	7203 84 3	BSS		349
6331413	7203 84 6	BSS		349
6331420	7203 84 9	BSS		349
6331437	7203 85 2	BSS		349
6331444	7203 85 8	BSS		349
6331475	7203 86 4	BSS		349
6331482	7203 86 7	BSS		349
6331499	7203 87 0	BSS		349
6331505	7203 87 4	BSS		349
6331536	7203 87 8	BSS		349
6135752	7204 30 0	BSS		347
6135769	7204 30 4	BSS		347
5809647	7205 42 0	BSS		351
5847830	7205 42 3	BSS		361
5448259	7205 42 5	BSS		335
5703808	7205 42 7	BSS		335
5725695	7205 42 9	BSS		335
5811688	7205 43 2	BSS		361
5883753	7205 43 4	BSS		361
5980124	7205 43 6	BSS		361
6134946	7205 48 0	BSS		392
6134977	7205 48 4	BSS		392
5930143	7205 51 0	BSS		392
5930150	7205 52 0	BSS		392
5930167	7205 52 4	BSS		392
5930174	7205 52 8	BSS		392
5993070	7205 53 0	BSS		391
5993087	7205 53 3	BSS		391
5993094	7205 53 6	BSS		391
5993100	7205 54 0	BSS		391
5993117	7205 54 3	BSS		391
5993124	7205 54 6	BSS		391
6002313	7205 55 0	BSS		391
6002375	7205 55 3	BSS		391
6330904	7205 55 6	BSS		391
6002443	7205 56 0	BSS		391
6002504	7205 56 3	BSS		391
6111169	7205 56 6	BSS		391
5993162	7205 57 0	BSS		392
5993131	7205 58 0	BSS		391
5993148	7205 58 3	BSS		391
6002528	7205 59 0	BSS		391
6147892	7205 62 0	BSS		391
6147908	7205 62 3	BSS		391
6147939	7205 62 6	BSS		391
6147946	7205 63 0	BSS		391
6147953	7205 63 3	BSS		391
6147960	7205 64 0	BSS		392
6028238	7205 66 0	BSS	/100 pc.	392
6028245	7205 66 3	BSS		392
6028269	7205 66 6	BSS		392
6028290	7205 66 9	BSS		392
6280551	7205 67 5	BSS		392
6280568	7205 67 7	BSS		392
6280582	7205 67 9	BSS		392
5850083	7206 05 8	BSS	/pc.	335
5850076	7206 10 4	BSS		335
6126897	7206 21 0	BSS		335
5918868	7214 70 0	BSS	/m	363
5953937	7214 70 5	BSS	/pc.	363
5918875	7214 71 0	BSS		363
5918882	7214 71 5	BSS		363
5918899	7214 72 5	BSS		364
6024834	7215 15 0	BSS	/m	360
6024957	7215 15 4	BSS		360

GTIN	Art. no.	PE	Price	Page
6025077	7215 15 8	BSS	/m	360
6025190	7215 16 2	BSS		360
6025312	7215 16 6	BSS		360
5077800	7215 17 3	BSS		361
5077817	7215 17 7	BSS		361
5077824	7215 18 1	BSS		361
5077855	7215 18 5	BSS		361
5077862	7215 18 9	BSS		361
6645794	7215 21 0	BSS		360
6645855	7215 21 6	BSS		360
6887477	7215 22 2	BSS		360
6887538	7215 22 8	BSS		360
6887590	7215 23 4	BSS		360
5430360	7215 25 0	BSS	/pc.	360
5430384	7215 25 2	BSS		360
5430391	7215 25 4	BSS		360
5430407	7215 25 6	BSS		360
5430414	7215 25 8	BSS		360
5430421	7215 27 0	BSS		360
5430438	7215 27 2	BSS		360
5430445	7215 27 4	BSS		360
5430476	7215 27 6	BSS		360
5430483	7215 27 8	BSS		360
6896110	7215 31 2	BSS	/100 pc.	360
6896172	7215 31 8	BSS		360
6896233	7215 32 4	BSS		360
6896295	7215 33 0	BSS		360
6896356	7215 35 6	BSS		360
6896417	7215 36 2	BSS		360
6896479	7215 36 8	BSS		360
6896530	7215 37 4	BSS		360
5077879	7215 38 1	BSS	/pc.	362
5077886	7215 38 5	BSS		362
5077916	7215 38 9	BSS		362
5077923	7215 39 5	BSS		362
6887651	7215 40 0	BSS	/100 pc.	360
6887774	7215 41 2	BSS		360
6025558	7215 42 3	BSS	/pc.	360
6645978	7215 43 2	BSS		360
6779055	7215 45 2	BSS		360
6779116	7215 45 8	BSS		360
6888214	7215 50 0	BSS		361
6025923	7215 53 3	BSS		360
6026043	7215 53 7	BSS		360
6026166	7215 54 1	BSS		360
6026289	7215 54 5	BSS		360
6026401	7215 54 9	BSS		360
5077930	7215 57 0	BSS		361
5077947	7215 57 4	BSS		361
5077978	7215 57 8	BSS		361
5077985	7215 58 2	BSS		362
5077992	7215 58 6	BSS		362
5430490	7215 59 0	BSS		361
5430506	7215 59 2	BSS		361
5430537	7215 59 4	BSS		361
5430544	7215 59 6	BSS		362
5430551	7215 59 8	BSS		362
5084242	7215 60 2	BSS		361
5084273	7215 60 6	BSS		361
5084280	7215 61 0	BSS		361
5084297	7215 61 4	BSS		362
5084303	7215 61 8	BSS		362
5084334	7215 63 1	BSS		361
5084341	7215 63 5	BSS		361
5084358	7215 63 9	BSS		361
5084365	7215 64 3	BSS		362
5084396	7215 64 7	BSS		362
5958857	7215 70 2	BSS		382
5958864	7215 70 6	BSS		382
5958871	7215 70 9	BSS		382
5958901	7215 71 3	BSS		382
5958918	7215 71 6	BSS		382
5958925	7215 71 9	BSS		382
5958932	7215 72 6	BSS		382
5958963	7215 73 0	BSS		382
5809654	7215 75 0	BSS		382

Numeric directory

Structure of the GTIN: Country code **40**

Manufacturer code **1219**

Individual GTIN **5647589**

GTIN	Art. no.	PE	Price	Page	GTIN	Art. no.	PE	Price	Page	GTIN	Art. no.	PE	Price	Page
5917229	7216 30 0	BSS	/m	357	5089384	7400 33 6	UFS	/m	567	5432968	7400 97 2	UFS	/pc.	567
5917243	7216 31 0	BSS	/pc.	357	5089391	7400 34 0	UFS		567	5433002	7400 97 4	UFS		567
5925613	7216 31 2	BSS		357	5089407	7400 34 4	UFS		567	5433019	7400 97 6	UFS		567
5917250	7216 31 5	BSS		357	5483250	7400 41 8	UFS	/pc.	569	5433026	7400 98 0	UFS		568
5917274	7216 32 0	BSS		357	5483267	7400 42 0	UFS		569	5093510	7401 87 0	UFS		577
5917267	7216 32 5	BSS		357	5483274	7400 42 2	UFS		569	5093602	7401 89 8	UFS		577
5917281	7216 33 0	BSS		357	5434856	7400 43 1	UFS		570	5093640	7401 90 4	UFS		577
5917298	7216 33 5	BSS		357	5431220	7400 45 5	UFS		569	5093664	7401 91 2	UFS		577
5917304	7216 34 0	BSS		357	5431251	7400 45 9	UFS		569	5093701	7401 92 0	UFS		577
5917311	7216 34 5	BSS		357	5431268	7400 46 3	UFS		569					
5917328	7216 35 0	BSS		357	5431275	7400 46 7	UFS		569					
5917335	7216 35 5	BSS		357	5431282	7400 47 1	UFS		569	5093817	7401 96 0	UFS	/m	576
5917342	7216 36 0	BSS		357	5431329	7400 47 5	UFS		569	5093824	7401 96 4	UFS		576
5989097	7216 36 2	BSS		357	5431336	7400 47 9	UFS		569	5093831	7401 96 8	UFS		576
5989103	7216 36 4	BSS		357	5431343	7400 48 3	UFS		569	5093848	7401 97 2	UFS		576
5917380	7216 37 0	BSS		357	5431350	7400 48 7	UFS		570	5093879	7401 97 6	UFS		576
5917397	7216 37 2	BSS		357	5431367	7400 49 1	UFS		570	5093886	7401 98 0	UFS		576
5917403	7216 38 0	BSS		357	5431374	7400 49 5	UFS		570	5093893	7401 98 4	UFS		576
5917434	7216 38 5	BSS		357	5431381	7400 50 1	UFS		569	5093909	7401 98 8	UFS		576
6090327	7216 39 0	BSS		359	5620938	7400 50 2	UFS		570	5093930	7401 99 2	UFS		576
			/m		5431398	7400 50 5	UFS		570	5093947	7401 99 6	UFS		576
5917236	7216 40 0	BSS	/pc.	358	5431404	7400 50 9	UFS		570					
					5431435	7400 51 3	UFS		570	5093954	7401 99 7	UFS	/pc.	577
6093632	7216 40 4	BSS		358	5431442	7400 51 7	UFS		570					
6093649	7216 40 6	BSS		358	5431459	7400 52 1	UFS		570					
5917441	7216 41 0	BSS		358	5431466	7400 52 5	UFS		570	5093992	7402 00 0	UFS	/m	576
5925620	7216 41 2	BSS		358	5431497	7400 52 9	UFS		570	5094005	7402 00 4	UFS		576
5917458	7216 41 5	BSS		358	5431503	7400 53 3	UFS		570	5094012	7402 00 8	UFS		576
5917465	7216 42 0	BSS		358	5483311	7400 53 4	UFS		570					
5917496	7216 42 5	BSS		358	5483328	7400 53 5	UFS		570	5094067	7402 04 0	UFS	/pc.	577
5917540	7216 43 0	BSS		358	5431510	7400 53 7	UFS		570	5094081	7402 04 8	UFS		577
5917557	7216 43 5	BSS		358	5483335	7400 53 8	UFS		570	5094128	7402 05 6	UFS		577
5917564	7216 44 0	BSS		358	5483342	7400 53 9	UFS		570	5094142	7402 06 4	UFS		577
5917571	7216 44 5	BSS		358	5431527	7400 54 1	UFS		570	5094173	7402 06 8	UFS		577
5917588	7216 45 0	BSS		358	5483359	7400 54 2	UFS		570					
5917625	7216 45 5	BSS		358	5483366	7400 54 3	UFS		570					
5917632	7216 46 0	BSS		358	5431558	7400 54 5	UFS		570	5845942	7403 81 1	UFS	/m	581
5989110	7216 46 2	BSS		358	5431565	7400 54 9	UFS		570	5845935	7403 81 6	UFS		581
5989127	7216 46 4	BSS		358	5434900	7400 55 9	UFS		570	5862079	7403 81 8	UFS		581
5989134	7216 46 6	BSS		358	5431572	7400 57 3	UFS		569					
5989141	7216 46 8	BSS		358	5431589	7400 57 7	UFS		570	5699569	7403 82 0	UFS	/pc.	581
5917649	7216 47 0	BSS		358	5431619	7400 58 9	UFS		569	5845973	7403 82 6	UFS		581
5917656	7216 47 2	BSS		359	5431626	7400 59 7	UFS		570	5845980	7403 83 1	UFS		581
5917663	7216 47 4	BSS		359						5845997	7403 83 6	UFS		581
5917670	7216 48 0	BSS		359	5090243	7400 60 0	UFS		590	5762768	7403 84 1	UFS		581
5917687	7216 48 5	BSS		358						5699637	7403 84 5	UFS		581
6090358	7216 49 0	BSS		359	5434894	7400 61 3	UFS		569	5699699	7403 85 0	UFS		581
					5090304	7400 62 0	UFS		567	5699705	7403 85 5	UFS		581
					5090335	7400 62 4	UFS		567	5699712	7403 86 0	UFS		581
5626824	7368 38 4	UFS		629	5090342	7400 62 8	UFS		567					
5842767	7368 39 6	UFS		631	5090359	7400 63 2	UFS		567	5699729	7403 87 0	UFS		582
5802624	7368 39 9	UFS		630	5090366	7400 63 6	UFS		567					
5919322	7368 40 0	UFS		629	5090397	7400 64 0	UFS		567	5862109	7403 88 1	UFS		581
6020652	7368 59 3	UFS		609	5090403	7400 64 4	UFS		567	5862116	7403 88 3	UFS		581
					5090410	7400 64 8	UFS		567	5862130	7403 89 0	UFS		581
					5090427	7400 65 2	UFS		567	5862123	7403 89 5	UFS		581
6331734	7399 85 0	UFS		593	5090458	7400 65 6	UFS		567					
6331741	7399 85 2	UFS		593	5090465	7400 66 0	UFS		567					
6331772	7399 85 6	UFS		593	5090472	7400 66 4	UFS		567					
6331789	7399 85 8	UFS		593						5098515	7403 90 0	UFS	/m	589
6331796	7399 87 0	UFS		593	5090489	7400 66 8	UFS		589	5098522	7403 90 4	UFS		589
6331802	7399 87 2	UFS		593	5090519	7400 67 2	UFS		589	5098553	7403 90 8	UFS		590
6331833	7399 89 0	UFS		593	5090526	7400 67 6	UFS		590	5098560	7403 91 2	UFS		589
6331840	7399 89 2	UFS		593						5098577	7403 91 6	UFS		589
6331857	7399 89 6	UFS		593	5090694	7400 74 0	UFS		605	5098584	7403 92 0	UFS		590
6331864	7399 89 8	UFS		593	5090700	7400 74 4	UFS		605	5098614	7403 92 2	UFS		589
6331895	7399 91 0	UFS		593	5090717	7400 74 8	UFS		605	5098621	7403 92 4	UFS		590
6331901	7399 91 2	UFS		593	5090724	7400 75 2	UFS		605	5098638	7403 92 8	UFS		589
6331918	7399 92 0	UFS		593	5090755	7400 75 6	UFS		605	5098645	7403 93 2	UFS		589
6331925	7399 92 3	UFS		593	5090762	7400 76 0	UFS		605	5098673	7403 93 6	UFS		590
6331956	7399 92 6	UFS		593						5098683	7403 94 0	UFS		589
6331963	7399 92 9	UFS		593	5090786	7400 76 8	UFS		627	5098690	7403 94 4	UFS		589
										5098706	7403 94 8	UFS		590
					5090830	7400 78 0	UFS		590	5098737	7403 95 2	UFS		589
			/m							5098744	7403 95 6	UFS		589
5089254	7400 30 0	UFS		567	5090847	7400 78 4	UFS		571	5098751	7403 96 0	UFS		590
5089261	7400 30 4	UFS		567	5090878									

GTIN	Art. no.	PE	Price	Page	GTIN	Art. no.	PE	Price	Page	GTIN	Art. no.	PE	Price	Page
5098874	7404 00 2	UFS	/pc.	567	5101086	7404 81 4	UFS	/m	596	5840725	7405 46 6	UFS	/pc.	600
5098881	7404 00 6	UFS		567	5101093	7404 81 6	UFS		595	5840763	7405 46 7	UFS		600
5098911	7404 01 0	UFS		567	5101109	7404 82 0	UFS		595	5104094	7405 51 2	UFS		600
5098928	7404 01 4	UFS		567	5101147	7404 82 4	UFS		595	5104100	7405 51 6	UFS		600
5098935	7404 01 8	UFS		567				/pc.		5104148	7405 52 0	UFS		600
5098942	7404 02 2	UFS		567	5101154	7404 82 8	UFS		596	5104261	7405 54 4	UFS		600
					5101161	7404 83 2	UFS		596	5104285	7405 55 2	UFS		599
5098973	7404 02 6	UFS		590	5101208	7404 83 6	UFS		596	5104322	7405 55 6	UFS		599
5098997	7404 03 4	UFS		590	5101215	7404 84 0	UFS		596	5104339	7405 56 0	UFS		599
5099000	7404 03 8	UFS		590	5101222	7404 84 4	UFS		596	5104384	7405 56 8	UFS		600
5099154	7404 10 0	UFS		589	5101260	7404 84 8	UFS		596	5104391	7405 57 2	UFS		600
5099161	7404 10 4	UFS		589	5101277	7404 85 2	UFS		596	5104445	7405 58 0	UFS		600
5099178	7404 10 8	UFS		590	5101284	7404 85 6	UFS		596	5104452	7405 58 4	UFS		628
5099185	7404 11 2	UFS		590	5101321	7404 86 0	UFS		596	5104506	7405 59 2	UFS		628
5099215	7404 11 6	UFS		590	5101338	7404 86 4	UFS		596	5104513	7405 59 6	UFS		628
			/m		5101345	7404 86 8	UFS		596	5104636	7405 62 0	UFS		628
5099338	7404 22 0	UFS		577	5101383	7404 87 0	UFS		596	5104681	7405 62 8	UFS		628
			/pc.					/m		5104698	7405 63 2	UFS		628
6332038	7404 37 2	UFS		610	5101390	7404 87 4	UFS		596	5104759	7405 64 4	UFS		628
6332045	7404 37 6	UFS		610	5101406	7404 87 8	UFS		596	5104810	7405 65 6	UFS		628
5099871	7404 40 0	UFS		637	5101444	7404 88 2	UFS		596	5104827	7405 66 0	UFS		628
5099888	7404 40 4	UFS		637				/pc.		5104926	7405 67 6	UFS		628
5099895	7404 40 8	UFS		637	5101451	7404 88 6	UFS		595	5104988	7405 68 8	UFS		628
5099901	7404 41 2	UFS		638	5101468	7404 89 0	UFS		595	5105053	7405 70 8	UFS		628
5099932	7404 41 6	UFS		635	5101505	7404 89 4	UFS		595	5866985	7405 74 6	UFS		601
5099956	7404 42 4	UFS		635	5101512	7404 89 8	UFS		595	5866992	7405 75 0	UFS		601
5100003	7404 43 6	UFS		635	5101529	7404 90 2	UFS		595	5867005	7405 75 4	UFS		601
5100010	7404 44 0	UFS		635	5101567	7404 90 6	UFS		595	5867043	7405 81 2	UFS		601
5100027	7404 44 4	UFS		635	5101574	7404 91 0	UFS		595				/VPE	
5100072	7404 45 6	UFS		635	5101581	7404 91 4	UFS		595	5891185	7405 81 4	UFS		581
5100089	7404 46 0	UFS		635	5101628	7404 91 6	UFS		595	5891215	7405 81 5	UFS		581
5100126	7404 46 8	UFS		635	5101635	7404 92 0	UFS		595	5891222	7405 81 6	UFS		581
5100133	7404 47 2	UFS		635	5101642	7404 92 4	UFS		595	5891239	7405 81 7	UFS		581
5100140	7404 47 6	UFS		635	5101680	7404 92 8	UFS		595	5891246	7405 81 8	UFS		581
5100171	7404 48 0	UFS		635	5101697	7404 93 2	UFS		595	5891253	7405 81 9	UFS		581
5100263	7404 50 8	UFS		635	5101703	7404 93 6	UFS		595				/pc.	
5100294	7404 51 2	UFS		636	5101741	7404 94 0	UFS		595	5105640	7405 84 4	UFS		605
5100355	7404 52 8	UFS		635	5101758	7404 94 4	UFS		595	5105657	7405 84 8	UFS		605
5100362	7404 53 2	UFS		636	5101765	7404 94 8	UFS		595	5105664	7405 85 2	UFS		605
5100379	7404 53 6	UFS		636	5101819	7404 95 6	UFS		595	5105695	7405 85 6	UFS		605
5100386	7404 54 0	UFS		636	5101826	7404 96 0	UFS		595	5105725	7405 86 8	UFS		605
5100492	7404 56 8	UFS		636	5101864	7404 96 4	UFS		595	5105756	7405 87 2	UFS		605
5100508	7404 57 2	UFS		636	5101888	7404 97 2	UFS		595	5105763	7405 87 6	UFS		605
5100539	7404 57 6	UFS		601	5101925	7404 97 6	UFS		595	5105770	7405 88 0	UFS		605
5100546	7404 58 0	UFS		601	5101932	7404 98 0	UFS		595	5105824	7405 89 2	UFS		613
5100553	7404 58 4	UFS		601	5101949	7404 98 4	UFS		595	5105831	7405 89 6	UFS		613
5100560	7404 58 8	UFS		601	5101987	7404 98 8	UFS		595	5105848	7405 90 0	UFS		613
5100591	7404 59 2	UFS		601	5101994	7404 99 2	UFS		595	5105886	7405 90 8	UFS		613
5100607	7404 59 6	UFS		601	5102007	7404 99 6	UFS		595	5105893	7405 91 2	UFS		613
5681526	7404 63 0	UFS		635					595	5105909	7405 91 6	UFS		613
5681533	7404 63 2	UFS		635	5102045	7405 00 0	UFS		595	5105930	7405 92 0	UFS		613
5681540	7404 63 4	UFS		635	5102052	7405 00 4	UFS		595	5105954	7405 92 8	UFS		613
5681557	7404 63 6	UFS		635	5102069	7405 00 8	UFS		595	5105961	7405 93 2	UFS		613
5681564	7404 63 8	UFS		635	5102106	7405 01 2	UFS		595	5105992	7405 93 6	UFS		613
			/m		5674436	7405 03 7	UFS		602	5106005	7405 94 0	UFS		613
5100676	7404 70 0	UFS		595	5674443	7405 03 9	UFS		602	5106029	7405 94 8	UFS		613
5100683	7404 70 4	UFS		595	5674450	7405 04 7	UFS		602	5106050	7405 95 2	UFS		613
5100720	7404 70 8	UFS		595	5674467	7405 04 9	UFS		602	5106067	7405 95 6	UFS		613
5100737	7404 71 2	UFS		595	5681373	7405 05 0	UFS		599	5106074	7405 96 0	UFS		613
5100744	7404 71 6	UFS		595	5681380	7405 05 2	UFS		599	5106111	7405 96 8	UFS		613
5100782	7404 72 0	UFS		595	5681397	7405 05 4	UFS		599					
			/pc.		5102113	7405 10 0	UFS		599	5106258	7406 00 0	UFS		605
5100799	7404 75 0	UFS		596	5102120	7405 10 4	UFS		599	5106265	7406 00 4	UFS		605
5100805	7404 75 4	UFS		596	5102168	7405 10 8	UFS		599	5106302	7406 00 8	UFS		605
5100843	7404 75 8	UFS		596	5102182	7405 11 6	UFS		599	5106319	7406 01 2	UFS		605
5100850	7404 76 2	UFS		596	5102229	7405 12 0	UFS		599	5106388	7406 02 8	UFS		605
5100867	7404 76 6	UFS		596	5102236	7405 12 4	UFS		599	5106425	7406 03 2	UFS		605
5100904	7404 77 0	UFS		596	5890645	7405 14 5	UFS		599	5106432	7406 03 6	UFS		605
5100911	7404 77 4	UFS		596	5890676	7405 14 6	UFS		599	5106449	7406 04 0	UFS		605
5100928	7404 77 8	UFS		596	5890683	7405 14 7	UFS		599	5108634	7406 50 2	UFS		605
5100966	7404 78 2	UFS		596	6028726	7405 19 1	UFS		599	5108641	7406 50 6	UFS		605
5100973	7404 78 6	UFS		596	6028733	7405 29 9	UFS		599	5108658	7406 51 0	UFS		605
5100980	7404 79 0	UFS		596	5883616	7405 32 1	UFS		599	5108719	7406 52 6	UFS		605
5101024	7404 79 4	UFS		596	5883623	7405 32 2	UFS		599	5108726	7406 53 0	UFS		605

Numeric directory

Structure of the GTIN: Country code **40**

Manufacturer code **1219**

Individual GTIN **5647589**

GTIN	Art. no.	PE	Price	Page	GTIN	Art. no.	PE	Price	Page	GTIN	Art. no.	PE	Price	Page
			/pc.					/pc.					/pc.	
5525226	7406 68 2	UFS		599	5111092	7407 25 6	UFS		582	5113300	7407 84 4	UFS		619
5525233	7406 68 4	UFS		599	5111139	7407 26 4	UFS		582	5626855	7407 84 6	UFS		629
5525240	7406 69 0	UFS		599	5111146	7407 26 8	UFS		582	5626862	7407 84 7	UFS		629
5525288	7406 69 2	UFS		599	5111153	7407 27 2	UFS		582	5626879	7407 84 8	UFS		629
5525295	7406 69 4	UFS		599	5111191	7407 28 0	UFS		582	5626886	7407 84 9	UFS		629
5903277	7406 70 1	UFS		599	5111214	7407 28 8	UFS		617	5626893	7407 85 0	UFS		630
5903284	7406 70 2	UFS		599	5111245	7407 29 2	UFS		617	5872603	7407 85 3	UFS		631
5903291	7406 70 3	UFS		599	5111290	7407 30 0	UFS		617	5872610	7407 85 4	UFS		631
5901129	7406 74 9	UFS		599	5111344	7407 30 8	UFS		617	5872627	7407 85 5	UFS		631
5901136	7406 75 0	UFS		599	5111351	7407 31 2	UFS		617	5437154	7407 86 0	UFS		552
5901143	7406 75 1	UFS		599	5111412	7407 32 4	UFS		582	5437161	7407 86 2	UFS		552
5109549	7406 77 2	UFS		600	5111429	7407 32 8	UFS		617	5437192	7407 86 4	UFS		552
5109556	7406 77 6	UFS		600	5111450	7407 33 2	UFS		617	5438694	7407 89 4	UFS		627
5109563	7406 78 0	UFS		600	5111467	7407 33 6	UFS		582	5438700	7407 89 6	UFS		627
5109600	7406 78 8	UFS		600	5111481	7407 34 4	UFS		582	5438717	7407 89 8	UFS		627
5109617	7406 79 2	UFS		600	5111528	7407 35 2	UFS		582	5113645	7407 97 6	UFS		608
5109624	7406 79 6	UFS		600	5111542	7407 36 0	UFS		582	5113676	7407 98 0	UFS		608
5894063	7406 80 5	UFS		600	5112280	7407 53 6	UFS		599	5113683	7407 98 4	UFS		608
5894094	7406 80 6	UFS		600				/VPE		6040483	7407 99 1	UFS		608
5894100	7406 80 7	UFS		600	5703556	7407 55 2	UFS		601	6040476	7407 99 5	UFS		608
5109730	7406 82 4	UFS		600	5112372	7407 55 8	UFS		601					
5426080	7406 85 0	UFS		609	5891161	7407 55 9	UFS		601	5113812	7408 02 0	UFS		627
5426097	7406 85 1	UFS		609	5891178	7407 56 1	UFS		601	5113829	7408 02 4	UFS		627
5426103	7406 85 2	UFS		609	5112389	7407 56 2	UFS		601	5113850	7408 02 8	UFS		627
5426110	7406 85 3	UFS		609						5113881	7408 04 0	UFS		627
5426127	7406 85 4	UFS		609	5112426	7407 56 8	UFS		600	5113911	7408 04 4	UFS		627
5614005	7406 85 6	UFS		609	5112433	7407 58 0	UFS		618	5113928	7408 04 8	UFS		627
5426158	7406 85 9	UFS		613	5112440	7407 58 4	UFS		618	5113942	7408 05 6	UFS		627
5426165	7406 86 0	UFS		613	5112457	7407 58 8	UFS		621	5113973	7408 06 0	UFS		627
5426172	7406 86 1	UFS		613	5112464	7407 59 2	UFS		621	5113980	7408 06 4	UFS		627
5426189	7406 86 2	UFS		613	5864936	7407 59 4	UFS		630	5114055	7408 08 4	UFS		589
5426295	7406 86 5	UFS		609	5864943	7407 59 5	UFS		630	5114062	7408 08 8	UFS		623
5426301	7406 86 6	UFS		609	5864950	7407 59 6	UFS		630	5114109	7408 09 6	UFS		624
5426332	7406 87 0	UFS		614	5864967	7407 59 7	UFS		630	5114116	7408 10 0	UFS		624
5426349	7406 87 1	UFS		614	5865001	7407 59 8	UFS		630	5114154	7408 10 8	UFS		624
5109891	7406 92 8	UFS		627	5865018	7407 59 9	UFS		630	5114178	7408 11 6	UFS		624
5109969	7406 94 8	UFS		609	5919094	7407 60 1	UFS		630	5114215	7408 12 4	UFS		624
5109976	7406 95 2	UFS		609	5919100	7407 60 2	UFS		630	5114239	7408 13 2	UFS		624
5110101	7406 99 2	UFS		627	5919117	7407 60 3	UFS		631	5114277	7408 14 0	UFS		624
5110132	7406 99 6	UFS		627	5372486	7407 62 0	UFS		629	5114291	7408 14 8	UFS		624
					5372523	7407 62 2	UFS		629	5114338	7408 15 6	UFS		624
5110149	7407 00 0	UFS		627	5372530	7407 62 4	UFS		629	5114352	7408 16 4	UFS		624
5110194	7407 01 2	UFS		627	5372547	7407 62 6	UFS		629	5114390	7408 17 2	UFS		625
5110200	7407 01 6	UFS		627	5695646	7407 62 8	UFS		629	5114413	7408 18 0	UFS		625
5110217	7407 02 0	UFS		627	5112594	7407 63 4	UFS		629	5114437	7408 18 8	UFS		625
5110224	7407 02 4	UFS		627	5112617	7407 64 2	UFS		605	5114451	7408 19 6	UFS		625
5110255	7407 02 8	UFS		627	5112624	7407 64 6	UFS		605	5114536	7408 20 4	UFS		625
5110262	7407 03 2	UFS		627	5112655	7407 65 0	UFS		613	5114543	7408 20 8	UFS		625
5110279	7407 03 6	UFS		627	5112662	7407 65 4	UFS		613	5114604	7408 22 0	UFS		623
5861300	7407 04 7	UFS		620	5112679	7407 65 8	UFS		621	5114659	7408 22 8	UFS		623
					5112686	7407 66 2	UFS		621	5114703	7408 23 6	UFS		623
5110323	7407 04 8	UFS		590	5450771	7407 66 3	UFS		621	5114727	7408 24 4	UFS		623
					5450788	7407 66 5	UFS		621	5114772	7408 25 2	UFS		623
5110330	7407 05 2	UFS		582	5450825	7407 66 7	UFS		621	5114826	7408 26 0	UFS		623
5983231	7407 07 3	UFS		609	5450832	7407 66 9	UFS		621	5114840	7408 26 8	UFS		623
5983248	7407 07 4	UFS		609	5623472	7407 67 9	UFS		630	5114895	7408 27 6	UFS		623
5983255	7407 07 5	UFS		609	5112730	7407 68 8	UFS		621	5114901	7408 28 0	UFS		623
					5112839	7407 71 2	UFS		621	5114956	7408 28 8	UFS		623
5110446	7407 07 6	UFS		571	5113027	7407 76 4	UFS		620	5114963	7408 29 2	UFS		623
					5113034	7407 76 8	UFS		620	5115007	7408 29 6	UFS		623
5110453	7407 08 0	UFS		577	5113072	7407 77 6	UFS		620	5115014	7408 30 0	UFS		623
					5113089	7407 78 0	UFS		619	5115021	7408 30 4	UFS		623
5983286	7407 09 8	UFS		601	5113096	7407 78 4	UFS		619	5115564	7408 41 2	UFS		623
5983293	7407 09 9	UFS		601	5113102	7407 78 8	UFS		620	5115601	7408 41 6	UFS		623
5983262	7407 10 7	UFS		609	5415978	7407 79 0	UFS		620	5115618	7408 42 0	UFS		624
5983279	7407 10 9	UFS		609	5113133	7407 79 2	UFS		620	5115625	7408 42 4	UFS		624
5989080	7407 11 0	UFS		601	5113140	7407 79 6	UFS		620	5115663	7408 42 8	UFS		624
					5623489	7407 79 8	UFS		620	5115670	7408 43 2	UFS		624
5110736	7407 15 2	UFS		571	5113157	7407 80 0	UFS		620	5115687	7408 43 6	UFS		623
5110743	7407 15 6	UFS		571	5113164	7407 80 4	UFS		620	5115724	7408 44 0	UFS		623
5110798	7407 16 0	UFS		571	5113195	7407 80 8	UFS		620	5115731	7408 44 4	UFS		623
5110804	7407 16 4	UFS		571	5113201	7407 81 2	UFS		620	5115748	7408 44 8	UFS		623
5110811	7407 16 8	UFS		571	51132									

GTIN	Art. no.	PE	Price	Page
			/pc.	
5116271	7408 55 0	UFS		600
5116288	7408 55 4	UFS		628
5116325	7408 55 8	UFS		628
5116332	7408 56 2	UFS		628
5116349	7408 56 6	UFS		627
5919285	7408 56 7	UFS		628
5919292	7408 56 8	UFS		627
5116387	7408 57 0	UFS		627
5116400	7408 57 8	UFS		627
5116448	7408 58 2	UFS		627
5116462	7408 59 0	UFS		627
5116509	7408 59 4	UFS		627
5116523	7408 60 2	UFS		627
5116578	7408 61 0	UFS		628
5116585	7408 61 4	UFS		628
5116615	7408 61 8	UFS		628
5116639	7408 62 6	UFS		609
5116646	7408 63 0	UFS		577
5116677	7408 63 4	UFS		578
5116684	7408 63 8	UFS		628
5116691	7408 64 2	UFS		628
5116707	7408 64 6	UFS		628
5116745	7408 65 0	UFS		618
5674498	7408 67 0	UFS		602
5674504	7408 67 2	UFS		602
5674511	7408 68 0	UFS		602
5674528	7408 68 2	UFS		602
5674566	7408 69 3	UFS		602
5763000	7408 69 7	UFS		602
5759393	7408 69 8	UFS		602
5693468	7408 70 1	UFS		602
5693475	7408 70 3	UFS		602
5693482	7408 70 5	UFS		602
5693499	7408 70 7	UFS		602
5693505	7408 70 9	UFS		602
5867340	7409 00 2	UFS		605
5867425	7409 00 4	UFS		605
5867463	7409 00 8	UFS		614
5867524	7409 01 0	UFS		614
5867531	7409 01 4	UFS		605
5867548	7409 01 6	UFS		605
5867593	7409 02 2	UFS		606
5867647	7409 02 4	UFS		606
5867654	7409 02 8	UFS		614
5867722	7409 03 0	UFS		614
5867777	7409 04 4	UFS		605
5867821	7409 04 6	UFS		605
5867838	7409 05 2	UFS		607
5867845	7409 05 4	UFS		607
5867883	7409 05 8	UFS		607
5867906	7409 06 0	UFS		607
5867944	7409 06 2	UFS		607
5868002	7409 06 4	UFS		607
5868088	7409 06 6	UFS		607
5868125	7409 06 8	UFS		607
5868132	7409 07 2	UFS		613
5868149	7409 07 4	UFS		613
5868187	7409 08 2	UFS		606
5868194	7409 08 4	UFS		606
5868200	7409 08 8	UFS		606
5868248	7409 09 0	UFS		606
5868255	7409 09 2	UFS		613
5868262	7409 09 4	UFS		613
5868309	7409 10 2	UFS		606
5868316	7409 10 4	UFS		606
5868323	7409 10 8	UFS		606
5868361	7409 11 0	UFS		606
5868378	7409 11 2	UFS		613
5868385	7409 11 4	UFS		613
5868422	7409 12 2	UFS		606
5868439	7409 12 4	UFS		606
5868446	7409 12 8	UFS		606
5868484	7409 13 0	UFS		606
5868491	7409 13 2	UFS		607
5868507	7409 13 4	UFS		607
5868545	7409 13 8	UFS		607
5868552	7409 14 0	UFS		607
5868569	7409 14 2	UFS		607
5868606	7409 14 4	UFS		607
5868613	7409 14 8	UFS		607
5868620	7409 15 0	UFS		607
5868668	7409 15 2	UFS		607
5868675	7409 15 4	UFS		607
5868729	7409 15 8	UFS		607

GTIN	Art. no.	PE	Price	Page
			/pc.	
5868743	7409 16 0	UFS		607
5867104	7409 20 2	UFS		606
5867111	7409 20 4	UFS		606
5867128	7409 20 8	UFS		606
5867166	7409 21 0	UFS		606
5867173	7409 21 2	UFS		606
5867180	7409 21 4	UFS		606
5867227	7409 21 8	UFS		606
5867234	7409 22 0	UFS		606
5867241	7409 22 2	UFS		607
5867258	7409 22 4	UFS		607
5867265	7409 22 8	UFS		607
5867272	7409 23 0	UFS		607
5867289	7409 23 2	UFS		607
5867296	7409 23 4	UFS		607
5867302	7409 23 8	UFS		607
5867333	7409 24 0	UFS		607
5867357	7409 25 2	UFS		606
5867364	7409 25 4	UFS		606
5867395	7409 25 8	UFS		606
5867401	7409 26 0	UFS		606
5867418	7409 26 2	UFS		606
5867456	7409 26 4	UFS		606
5867470	7409 26 8	UFS		606
5867487	7409 27 0	UFS		606
5867517	7409 27 2	UFS		606
5867579	7409 27 4	UFS		606
5867586	7409 27 8	UFS		606
5867609	7409 28 0	UFS		606
5867630	7409 28 2	UFS		608
5867661	7409 28 4	UFS		608
5867678	7409 28 8	UFS		608
5867685	7409 29 0	UFS		608
5867692	7409 29 2	UFS		608
5867708	7409 29 4	UFS		608
5867715	7409 29 8	UFS		608
5867739	7409 30 0	UFS		608
5867746	7409 30 2	UFS		608
5867753	7409 30 4	UFS		608
5867760	7409 30 8	UFS		608
5867784	7409 31 0	UFS		608
5869023	7409 36 2	UFS		606
5869030	7409 36 4	UFS		606
5869047	7409 36 8	UFS		606
5869085	7409 37 0	UFS		606
5869092	7409 37 2	UFS		607
5869108	7409 37 4	UFS		607
5869146	7409 37 8	UFS		607
5869153	7409 38 0	UFS		607
5869160	7409 38 2	UFS		614
5869207	7409 38 4	UFS		614
5869214	7409 38 8	UFS		614
5869221	7409 39 0	UFS		614
5869269	7409 40 2	UFS		605
5869276	7409 40 4	UFS		605
5869283	7409 40 6	UFS		605
5869320	7409 40 8	UFS		605
5869344	7409 41 2	UFS		605
5869382	7409 41 4	UFS		605
5869399	7409 41 6	UFS		605
5869405	7409 41 8	UFS		605
5869443	7409 42 0	UFS		605
5869450	7409 42 2	UFS		606
5869467	7409 42 4	UFS		606
5869504	7409 42 6	UFS		606
5869511	7409 42 8	UFS		606
5869528	7409 43 0	UFS		607
5869566	7409 43 2	UFS		607
5869573	7409 44 2	UFS		608
5869580	7409 44 4	UFS		608
5869627	7409 44 6	UFS		608
5869634	7409 44 8	UFS		608
5869641	7409 45 0	UFS		608
5869689	7409 45 2	UFS		608
5869696	7409 46 2	UFS		614
5869702	7409 46 4	UFS		614
5869740	7409 46 6	UFS		614
5869757	7409 46 8	UFS		614
5869764	7409 47 0	UFS		614
5869801	7409 47 2	UFS		614
5869818	7409 48 2	UFS		613
5869825	7409 48 4	UFS		613
5869863	7409 48 6	UFS		613
5869887	7409 49 0	UFS		613
5869924	7409 50 2	UFS		613

GTIN	Art. no.	PE	Price	Page
			/pc.	
5869931	7409 50 4	UFS		613
5869948	7409 50 6	UFS		613
5869993	7409 51 0	UFS		613
5870005	7409 52 2	UFS		613
5870043	7409 52 4	UFS		613
5870050	7409 52 6	UFS		613
5870104	7409 53 0	UFS		613
5870111	7409 54 2	UFS		613
5870128	7409 54 4	UFS		613
5870166	7409 54 6	UFS		613
5870180	7409 55 0	UFS		613
5430964	7410 03 0	UFS		568
5475507	7410 03 1	UFS		568
5431633	7410 03 4	UFS		569
5475545	7410 03 5	UFS		569
5431640	7410 04 3	UFS		568
5431671	7410 04 7	UFS		569
5431688	7410 05 2	UFS		568
5431695	7410 05 6	UFS		569
5678724	7410 06 0	UFS		586
5678762	7410 06 2	UFS		586
5678779	7410 06 4	UFS		586
5431701	7410 07 9	UFS		568
5431732	7410 08 3	UFS		568
5431749	7410 08 7	UFS		568
5431756	7410 09 1	UFS		568
5431763	7410 10 4	UFS		569
5431770	7410 10 8	UFS		569
5431787	7410 11 2	UFS		569
5431794	7410 11 6	UFS		569
5431800	7410 12 0	UFS		569
5431817	7410 12 4	UFS		569
5431824	7410 14 2	UFS		568
5431855	7410 14 6	UFS		568
5438595	7410 14 8	UFS		568
5431862	7410 15 0	UFS		569
5431879	7410 15 4	UFS		569
5438601	7410 15 6	UFS		569
5473275	7410 15 8	UFS		568
5431886	7410 16 0	UFS		570
5473282	7410 16 2	UFS		568
5473299	7410 16 4	UFS		570
5473305	7410 16 6	UFS		570
5431916	7410 16 8	UFS		613
5431923	7410 17 2	UFS		613
5431930	7410 17 6	UFS		613
5431947	7410 18 0	UFS		613
5682134	7410 18 6	UFS		613
5432753	7410 54 0	UFS		607
5432760	7410 54 4	UFS		607
5432777	7410 55 2	UFS		608
5432784	7410 55 6	UFS		608
5651291	7423 95 0	UFS		

Numeric directory

Structure of the GTIN: Country code **40**

Manufacturer code **1219**

Individual GTIN **5647589**

GTIN	Art. no.	PE	Price	Page	GTIN	Art. no.	PE	Price	Page	GTIN	Art. no.	PE	Price	Page
5243045	7424 02 2	UFS	/m	573	5244677	7424 60 0	UFS	/m	574	6149131	7427 01 9	UFS	/pc.	631
5243052	7424 02 4	UFS		573	5244684	7424 60 2	UFS		574	6266739	7427 09 0	UFS		631
5243069	7424 02 6	UFS		573	5244714	7424 62 0	UFS		574	6266746	7427 09 1	UFS		631
5243106	7424 02 8	UFS		573	5244721	7424 62 2	UFS		574	5916383	7427 20 0	UFS		632
5243113	7424 04 0	UFS		573	5244752	7424 66 2	UFS		574	5916420	7427 20 4	UFS		632
5243120	7424 04 2	UFS		573	5244783	7424 68 2	UFS		575	5916482	7427 21 6	UFS		632
5243168	7424 04 4	UFS		573	5244837	7424 70 0	UFS		575	5916499	7427 22 0	UFS		632
5243175	7424 04 6	UFS		573	5244844	7424 70 2	UFS		575	5916550	7427 23 2	UFS		632
5243182	7424 04 8	UFS		573	5244851	7424 70 4	UFS		575	5916567	7427 23 6	UFS		632
5243229	7424 06 0	UFS		573	5244868	7424 72 0	UFS		575	5916604	7427 24 0	UFS		632
5243236	7424 06 2	UFS		573	5244899	7424 72 2	UFS		575	5916611	7427 24 4	UFS		632
5243243	7424 06 4	UFS		573	5244905	7424 72 4	UFS		575	5916628	7427 24 8	UFS		632
5243274	7424 06 6	UFS		573	5244912	7424 74 0	UFS		575	5916666	7427 25 2	UFS		632
5243281	7424 06 8	UFS		573	5244929	7424 74 2	UFS		575	5916727	7427 30 0	UFS		632
5243458	7424 12 0	UFS		573	5244950	7424 74 4	UFS		575	5916734	7427 30 4	UFS		632
5243465	7424 12 2	UFS		573	5244967	7424 76 0	UFS		575	5916741	7427 30 8	UFS		632
5243519	7424 14 0	UFS		573	5244974	7424 76 2	UFS		575	5916758	7427 31 2	UFS		632
5243526	7424 14 2	UFS		573	5244981	7424 76 4	UFS		575	5916789	7427 32 4	UFS		633
5243571	7424 16 2	UFS		573	5245018	7424 78 0	UFS		575	5916796	7427 32 8	UFS		633
5243601	7424 18 2	UFS		573	5245025	7424 78 2	UFS		575	5919308	7427 44 0	UFS		632
5243656	7424 20 0	UFS		573	5245032	7424 78 4	UFS		575	5919315	7427 44 4	UFS		632
5243663	7424 20 2	UFS		573	5245049	7424 80 0	UFS		575					
5243670	7424 20 4	UFS		573	5245070	7424 80 2	UFS		575	5858270	7428 14 0	UFS		608
5243687	7424 22 0	UFS		573	5245087	7424 80 4	UFS		575	5858287	7428 14 1	UFS		608
5243694	7424 22 2	UFS		573						5858294	7428 14 2	UFS		608
5243700	7424 22 4	UFS		573	5651574	7424 82 1	UFS	/pc.	576					
5243717	7424 24 0	UFS		573						5301851	7428 50 0	UFS		568
5243724	7424 24 2	UFS		573	5245100	7424 82 2	UFS	/m	576					
5243755	7424 24 6	UFS		573										
5243762	7424 26 0	UFS		573	5245117	7424 84 0	UFS	/pc.	574	5709800	7428 52 8	UFS		609
5243779	7424 26 2	UFS		573	5245124	7424 84 2	UFS		574	5709831	7428 53 1	UFS		609
5243786	7424 26 4	UFS		573	5245131	7424 84 4	UFS		574	5709848	7428 53 8	UFS		609
			/pc.		5245148	7424 84 6	UFS		574	5415541	7428 54 1	UFS		609
5243816	7424 28 0	UFS		576	5245155	7424 88 4	UFS		575	5415558	7428 54 4	UFS		609
5243823	7424 28 2	UFS		576	5245162	7424 88 6	UFS		575	5415565	7428 54 7	UFS		609
5243830	7424 28 4	UFS		576	5245179	7424 90 0	UFS		575					
5243847	7424 28 6	UFS		576	5245186	7424 90 2	UFS		575	5417064	7429 13 1	UFS		619
5243878	7424 28 8	UFS		576	5245193	7424 90 4	UFS		575	5417095	7429 13 5	UFS		582
5243885	7424 30 0	UFS		576	5245209	7424 90 6	UFS		575	5417101	7429 13 9	UFS		582
5243892	7424 30 2	UFS		576	5245216	7424 92 0	UFS		575	5303664	7429 15 0	UFS		618
5243908	7424 30 4	UFS		576	5245223	7424 92 2	UFS		575	5303701	7429 15 4	UFS		618
5243939	7424 30 6	UFS		576	5245223	7424 92 2	UFS		575	5303718	7429 16 0	UFS		618
5243946	7424 30 8	UFS		576	5245230	7424 92 4	UFS		575	5303725	7429 16 2	UFS		618
5243953	7424 32 0	UFS		573	5245247	7424 92 6	UFS		575	5303763	7429 16 4	UFS		618
5243960	7424 32 2	UFS		573	5245254	7424 94 0	UFS		576	5303770	7429 17 0	UFS		618
5243991	7424 32 4	UFS		573	5245261	7424 94 2	UFS		576					
5244004	7424 32 6	UFS		574	5246428	7424 94 4	UFS		576					
5244011	7424 34 0	UFS		573	5245278	7424 96 0	UFS		576					
5244028	7424 34 2	UFS		573	5245285	7424 96 2	UFS		576					
5244059	7424 34 4	UFS		573	5245292	7424 96 4	UFS		576					
5244066	7424 34 6	UFS		574	5245308	7424 98 0	UFS		576					
5244073	7424 36 0	UFS		574	5245315	7424 98 2	UFS		576					
5244080	7424 36 2	UFS		574	5245322	7424 98 4	UFS		576					
5244110	7424 36 4	UFS		574	5245339	7424 99 0	UFS		574					
			/m		5245346	7424 99 2	UFS		574					
5244127	7424 40 0	UFS		574	5245353	7425 00 6	UFS		577					
5244134	7424 40 2	UFS		574	5245360	7425 00 8	UFS		577					
5244141	7424 40 4	UFS		574	5245377	7425 02 0	UFS		577					
5244172	7424 40 6	UFS		574	5254744	7425 02 2	UFS		577					
5244189	7424 40 8	UFS		574	5254751	7425 02 4	UFS		577					
5244196	7424 42 0	UFS		574	5245384	7425 02 6	UFS		577					
5244202	7424 42 2	UFS		574	5245391	7425 02 8	UFS		577					
5244233	7424 42 4	UFS		574	5245407	7425 04 6	UFS		577					
5244240	7424 42 6	UFS		574	5245414	7425 04 8	UFS		577					
5244257	7424 42 8	UFS		574	5245421	7425 06 4	UFS		577					
5244264	7424 44 0	UFS		574	5245438	7425 06 6	UFS		577					
5244295	7424 44 2	UFS		574	5245445	7425 08 4	UFS		577					
5244301	7424 44 4	UFS		574	5245452	7425 08 6	UFS		577					
5244318	7424 44 6	UFS		574	5245469	7425 10 2	UFS		577					
5244325	7424 45 8	UFS		574	5245476	7425 10 4	UFS		577					
5244356	7424 46 0	UFS		574	5245483	7425 12 2	UFS		577					
5244363	7424 46 2	UFS		574	5245490	7425 12 4	UFS		577					
5244370	7424 46 4	UFS		574	5245506	7425 14 0	UFS		577					
5244387	7424 46 6	UFS		574	5245513	7425 30 0	UFS		577					
5244417	7424 46 8	UFS		574	5245520	7425 31 0	UFS		577					
5244424	7424 48 0	UFS		574	5245537	7425 32 0	UFS		577					
5244431	7424 48 2	UFS		574	5245544	7425 33 0	UFS		577					
5244448	7424 48 4	UFS		574	5245551	7425 34 0	UFS		577					
5244455	7424 48 6	UFS		574										

Terms and conditions of sale and delivery
of OBO BETTERMANN GmbH & Co. KG, OBO BETTERMANN Projekt und Systemtechnik GmbH
and OBO Befestigungselemente GmbH, Menden.

1. All our supplies and services shall be governed exclusively by the following terms and conditions, including our additional terms and conditions for cable tray business transactions. Any terms and conditions of business and purchasing of the customer shall be valid only if we have acknowledged them in writing. Our quotations are without engagement; they are mere invitations to submit contract offers. Any and all transactions and agreements, including those entered into by our employees and agents shall only be binding upon our written confirmation or invoicing. The foregoing provision shall also apply to any modifications of the agreed formal requirements.

2. The documents and data pertaining to the quotation, such as illustrations, brochures, drawings, dimensions, loading capacity values and weight details are approximate only, unless they are expressly stipulated to be binding.

Samples are non-binding samples for inspection. Any purchase according to sample will be subject to customary deviations and deviations resulting from normal production processes. The properties of the sample shall be no guaranteed quality of the purchase object unless expressly stated otherwise in the confirmation of order. Samples must be returned to us at the latest within four weeks in perfect condition. If they are not returned within this period in proper condition, we shall be entitled to charge the purchase price for the sample in accordance with our current price list. All information on our products, in particular the illustrations, drawings, weight, dimension and performance data included in our quotations and printed matter shall be regarded as approximate average values and shall not represent any quality guarantee.

With regard to products made according to customer drawings, samples and other instructions of the customer, we will not provide any warranty nor assume any liability for the due and proper functioning of the product or for any other defects if and to the extent they are based upon the customer's specifications. The customer shall indemnify us from any third party claims, including claims for product liability as may be asserted against us for damages resulting from the products unless we have caused such damages by intent or gross negligence. The customer shall warrant that the manufacture and supply of products made in accordance with his instructions will not infringe any proprietary rights of third parties. Should any proprietary rights be asserted against us, we shall be entitled, without any legal review of the third party claims, to withdraw from the contract after hearing the customer, unless the third party withdraws the claims asserted against us under its proprietary rights within eight days by written declaration. The customer shall compensate us for any damage sustained as a result of the assertion of proprietary rights. In case of withdrawal, the work we have carried out so far shall be remunerated. Further rights under the statutory provisions shall not be affected thereby.

Any moulds, tools and design data produced by us for the execution of the order shall be our exclusive property. Unless expressly agreed otherwise, the customer shall not have any claims thereto, even if he has contributed to the costs of producing any such moulds, tools and design data.

3. The packing, shipping route and means of transportation shall be left to our discretion in the absence of any other agreements. They shall be charged at their cost price. We will take back undamaged cases, when being returned carriage paid, at 2/3 of the amount invoiced. The one-way or pool pallets used for transport shall be either exchanged upon taking delivery or returned. The smallest packing units stocked and listed may not be broken up for rationalisation reasons. In case of orders for different quantities, the nearest packing unit will be supplied.

We reserve the right to deviate from the agreed delivery quantity, in particular in the case of custom-made products, to a customary extent or in conformity with national or international standards. In case of a demand for adhering to a precise quantity, an express reference is necessary and subject to confirmation.

Master and call orders shall oblige the customer to accept the total quantity on which the master/call order is based. Where no particular call orders are specified in the contract, the total quantity of the master call order must be called within twelve months. If the customer fails to adhere to call deadlines, we shall be entitled to deliver and charge the total quantity in full after four weeks from written notice with reference to the consequences of any failure to call. Our rights arising from any default of the customer shall not be affected thereby.

4. Unless otherwise agreed, our prices are quoted ex works and do not include packing and insurance. The value added tax at the rate applicable on the date of dispatch will be added to our prices. The purchaser shall ensure the correctness of his VAT identification number, which he must notify to us immediately without being asked. He shall undertake to inform both us and the competent domestic tax authority without delay of any change in his name, address and VAT identification number.

Delivery shall be franco domicile within Germany, i.e. carriage and packing prepaid, if the net order value is in excess of € 1,200. For small orders below € 100 (net excluding value added tax), we shall invoice a lower quantity surcharge of € 10 (net) per order. Upon transfer of our supplies and services to a carrier or forwarding agent, at the latest upon their leaving our warehouse or supply plant, the risk shall pass to the recipient, even in case of deliveries free place of destination.

5. Delivery periods and delivery deadlines shall be approximate only unless we have expressly stated in writing that they are binding. Delivery periods shall commence upon receipt of our confirmation of order, but not before clarification of all execution details, ex place of delivery. The customer shall only be entitled to withdraw from the contract after having granted a reasonable extension of time. We reserve the right to make partial deliveries. Claims for damages and reimbursement of expenses - for any reason whatsoever - shall be subject to the provisions set out in article 10.

In the event of any circumstances that are beyond our control within the scope of normal operating risks and obstruct or make impracticable any delivery, we shall be entitled to suspend delivery by the duration of such obstruction plus a reasonable start-up period or to withdraw from the contract for the part not yet fulfilled. The purchaser can demand a statement from us as to whether we wish to deliver within a reasonable period or withdraw. If we fail to make such a statement, the purchaser may withdraw. Our notice to the purchaser shall be deemed to be sufficient evidence that we have been prevented from delivering.

Delivery time is extended in case of such events as labour disputes, strikes and lockouts, orders from the authorities, difficulties with the procurement of materials, spoiled work or post-processing, shutdowns and staff shortage as well as shortage of means of transport, and general occurrence of unforeseen events beyond our scope of influence, by the length of duration of these events.

6. Payments shall be made upon receipt of invoice less a 3% cash discount for payment within 10 days or net after 30 days from date of invoice. Erection work and all paid labour work must be paid within 10 days without deduction of any cash discount. In case of non-cash payments, the date of the credit note will be deemed to be the date of receipt of payment. Payments received shall always be credited first against costs, then against interest and then against the earliest liability. Cheques and bills of exchange shall only be accepted as means of payment.

Any payment by bill of exchange shall be subject to a prior separate and written agreement, whereby all bill costs shall be borne by the customer and no discount can be granted. The customer shall have no right to refuse performance and no right of retention - for any legal reason whatsoever - unless we have acknowledged his claim beforehand in writing or his claim has the force of law.

The customer shall only be entitled to set off claims which have the force of law, are undisputed or acknowledged by us in writing.

7. We shall retain title to the goods supplied by us until all our claims arising from our business transactions with the customer have been satisfied - current account clause - and all bills of exchange or cheques submitted for payment by the customer have been honoured.

Any treatment or processing of goods subject to our retention of title (reserved goods) shall be carried out for us as the manufacturer in accordance with § 950 BGB (German Civil Code) without any obligation on our part. If our reserved goods are to be regarded as the main item or the main item is owned by the customer, full title to the new item shall pass to us when it is created. In other cases, we shall acquire a co-ownership interest in the new item in the proportion of the sales value of our reserved goods to the other goods used for the new item at the time of processing, intermingling, joining or mixing. The customer shall take custody of our ownership or co-ownership interest free of charge, it shall be treated as reserved goods.

Before transfer of title, our goods shall be neither pledged nor assigned as collateral without our prior consent. In addition, any third party rights or pledges shall be notified to us immediately and we shall be given all details and provided all documents necessary for intervention; otherwise the customer must bear our loss. In the latter case, our total claims against the customer shall also be immediately payable.

The customer shall be entitled to sell or to use our reserved goods in the ordinary course of business subject to the condition that the relevant claims are transferred in accordance with article 8 below. This right shall lapse upon the customer's failure to promptly meet his payment obligations towards us or in the event of any cheque or bill protests or his suspension of payments. In such cases, we shall be entitled to take back the goods provisionally at

the customer's expense and to sell them at our duly exercised discretion after a corresponding reminder has been sent to the customer. We will then pass the due amount to the customer's credit.

8. If our goods are sold before payment of our claim, the customer shall be obliged to retain our title against his purchaser until the goods have been paid for in full by the purchaser. The claim arising against the purchaser from such resale as well as any other ancillary rights or security interests of the customer resulting from the sale and any claims for compensation in case of damage to or destruction of our reserved property, including the relevant insurance sum shall hereby be assigned to us. We hereby accept this assignment. Where our co-ownership interest is sold, the relevant claims shall be assigned in the amount corresponding to the value of our interest.

The customer shall, at our request, inform us of his purchasers, notify them of the assignment made and provide us with any and all documents required to assert our rights.

As long as the customer meets his contractual obligations without delay, he shall be authorised to collect the claims assigned. He shall keep the amounts collected on our behalf separately and remit them to us immediately as soon and as far as our claims become due. The authorisation shall lapse in case of any cheque or bill protest of the customer or his definite suspension of payments. The customer shall bear the costs incurred for any action taken against third parties and shall advance them upon request.

If the security provided to us by the retention of title and the anticipatory assignment should exceed the claims to be secured by more than 20%, we shall, at the customer's request, release paid supplies of our choice. Upon payment of all our claims by the customer, assigned claims shall pass to the customer.

9. Any complaints for obvious defects regarding the quantity or quality of our supplies and services that are identifiable upon careful inspection shall without delay, but at the latest within the period of limitation of eight days from arrival of the goods at the address of the customer or the person appointed by him, be notified in writing to us, not to our representatives. Slight deviations in dimensions and designs within the scope of defined technical tolerances shall not give rise to any right of complaint. Any rejected goods may only be returned to us with our prior written authorisation.

In case of justified complaints within the prescribed period, we shall, at our option, take remedial action by way of subsequent performance, by rectifying the defect, supplying non-defective goods or providing a credit note for the lower value calculated.

We shall be entitled to refuse subsequent performance in accordance with the statutory provisions. If we refuse subsequent performance, if any subsequent performance remains unsuccessful or if the customer cannot be reasonably expected to accept any subsequent performance, the latter shall be entitled to withdraw from the contract in compliance with the provisions of the following sentences. The customer shall only be entitled to withdraw from the contract - where a withdrawal is not excluded by law - upon the unsuccessful expiry of a reasonable period for subsequent performance set by him, unless this period was not required under the statutory provisions (§§ 281 para. 2, 323 para. 2, 440, 441 para. 1 BGB (German Civil Code)).

In case of his withdrawal, the customer shall be liable for any deterioration, destruction or loss of use resulting from any negligence or intent on his part. Any claims for damages or reimbursement of expenses of the customer shall be subject to the provisions set out in article 10.

In the case of any fraudulent concealment of a defect or in the case of any provision of a quality guarantee for the goods sold at the time of the passing of risk within the meaning of § 444 BGB (German Civil Code) (seller's declaration that the object sold has a specific property at the time of the passing of risk and that the seller, regardless of any fault on his part, intends to be answerable for any and all consequences resulting from its absence), the customer's rights shall be exclusively governed by the statutory provisions.

We shall - in addition to the statutory grounds for refusal - also be entitled to refuse subsequent performance if and as long as the customer fails to send us, at our request, the rejected goods or a sample thereof; the customer shall have no right of withdrawal for any such refusal. We may further refuse any subsequent performance if the goods concerned have been altered or modified without our consent unless the customer can prove that the defect was not caused by such alteration or modification.

The limitation period for any claims arising from defects shall be one year; in the case of goods which have been used in accordance with their intended purpose for a building and have caused its defectiveness, the limitation period shall be two years. The provisions of §§ 478, 479 BGB (German Civil Code) on recourse in the chain of suppliers shall not be affected thereby.

10. In the case of a pre-contractual, contractual or non-contractual breach of duty, including unsatisfactory delivery, tortious conduct and producer's liability, we shall only be liable for compensatory damages and reimbursement of expenses - subject to further contractual or statutory liability requirements - in the case of intent, gross negligence or slightly negligent breach of a material contractual duty (contractual duty the infringement of which jeopardises the fulfilment of the object of the contract). However - except in the case of intent - our liability shall be limited to the typical contractual damage that was foreseeable at the time the contract was entered into.

The purchaser shall not be permitted to make a claim for expenses incurred in vain.

Except for any breach of material duties, our liability for slight negligence shall be excluded, but in any case be limited to the amount of the purchase price.

Any claim asserted by the customer or a third party for payment of a contractual penalty shall be excluded.

With regard to damages caused by delay, we shall only be liable for slight negligence up to the amount of 5% of the purchase price agreed with us.

The exclusions and limitations of liability set forth above shall not apply in the event that a guarantee is given with respect to the quality of the object sold within the meaning of § 444 BGB (German Civil Code) if a defect is fraudulently concealed or in the event of injury to life, physical injury or injury to health, or strict liability under the German Product Liability Act.

Any and all claims for damages against us, for any legal reason whatsoever, shall become statute-barred at the latest after one year from delivery of the goods to the customer, in the case of tortious liability from the time of knowledge, or grossly negligent ignorance, of the circumstances giving rise to the claim and the person liable to pay damages. This provision shall not apply in the case of liability for intent and in the event that a guarantee is given for the quality of the object sold, in the case of fraudulent concealment of a defect or in the event of injury to life, physical injury or injury to health, or strict liability under the German Product Liability Act. Any shorter limitation periods shall take precedence.

11. We shall be entitled to process and store any customer data obtained with regard to or in connection with the business relationship in accordance with the German Federal Data Protection Act, irrespective of whether such data is provided by the purchaser himself or by any third parties.

12. Place of performance for delivery and payment is Menden/Sauerland. The court of competent jurisdiction for any and all disputes, including disputes with regard to bills of exchange and cheques, is the Local Court (Amtsgericht) of Menden or, at our option, the District Court (Landgericht) of Arnsberg, irrespective of the value of the object in dispute. We shall, however, also be entitled to take legal proceedings against the customer at the place of his registered office.

German law shall be exclusively applicable. The application of international purchase laws is hereby excluded.

Should, for any reason whatsoever, individual provisions of our terms and conditions of sale and delivery be invalid, the validity and binding nature of the other provisions shall not be affected thereby. The customer agrees, that the invalid provision shall be replaced by a valid provision that comes as close as possible to the economic meaning of the invalid provision.

13. The prices of products made of brass and copper are subject to certain fluctuations that are based on the relevant DEL listings. The prices of our brass articles are based on a DEL listing of € 150 for Ms 58, those of our copper products on a DEL value for electrolyte copper of € 200.

In case of any increase or reduction in these prices by more than € 15, a five per cent surcharge or deduction shall be made for each 15 points. The calculation of any such surcharges or deductions shall be based on the DEL listing of the date of our receipt of the order.

Valid from January 2010



OBO BETTERMANN GmbH & Co. KG

PO Box 1120
58694 Menden, Germany

Customer Service Germany

Tel.: 0 23 73 89-1500
Fax: 0 23 73/89-77 77
e-mail: info@obo.de

www.obo.de