

LED Power Supply & DRIVER



LED Power Supply & DRIVER

ELG-75 "Sabit Voltaj-75w"

ELG-75-V-AB	Güç	Vdc	Amp	Akım Ayar	Vdc Ayar	3 Dim Fonksiyon	Koli
ELG-75-12AB	60W	12V	5.00A	2.5-5.0A	10.8-13.2V	0-10Vdc PWM Resistance	16 Ad.
ELG-75-24AB	75W	24V	3.15A	1.57-3.15A	21.6-26.4V	0-10Vdc PWM Resistance	16 Ad.
ELG-75-36AB	75W	36V	2.10A	1.05-2.1A	32.4-39.6V	0-10Vdc PWM Resistance	16 Ad.
ELG-75-42AB	75W	42V	1.80A	0.9-1.8A	37.8-46.2V	0-10Vdc PWM Resistance	16 Ad.
ELG-75-48AB	75W	48V	1.60A	0.8-1.6A	43.2-52.8V	0-10Vdc PWM Resistance	16 Ad.

Ayar ve Dim IP65

Boyut	Fiyat "USD"
180x63x36mm	49.3
180x63x36mm	49.3
180x63x36mm	49.3
180x63x36mm	49.3



ELG-75



ELG-100

ELG-75-V-A	Güç	Vdc	Amp	Akım Ayar	Vdc Ayar	IP	Koli
ELG-75-12A	60W	12V	5.00A	2.5-5.0A	10.8-13.2V	IP65	16 Ad.
ELG-75-24A	75W	24V	3.15A	1.57-3.15A	21.6-26.4V	IP65	16 Ad.
ELG-75-36A	75W	36V	2.10A	1.05-2.1A	32.4-39.6V	IP65	16 Ad.
ELG-75-42A	75W	42V	1.80A	0.9-1.8A	37.8-46.2V	IP65	16 Ad.
ELG-75-48A	75W	48V	1.60A	0.8-1.6A	43.2-52.8V	IP65	16 Ad.

Ayarlanabilir

Boyut	Fiyat "USD"
180x63x36mm	45.0
180x63x36mm	45.0
180x63x36mm	45.0
180x63x36mm	45.0

ELG-75-V-B	Güç	Vdc	Amp	3 Dim Fonksiyon	Verim	IP	Koli
ELG-75-12B	60W	12V	5.00A	0-10Vdc PWM Resistance	%85	IP67	16 Ad.
ELG-75-24B	75W	24V	3.15A	0-10Vdc PWM Resistance	%86	IP67	16 Ad.
ELG-75-36B	75W	36V	2.10A	0-10Vdc PWM Resistance	%89	IP67	16 Ad.
ELG-75-42B	75W	42V	1.80A	0-10Vdc PWM Resistance	%90	IP67	16 Ad.
ELG-75-48B	75W	48V	1.60A	0-10Vdc PWM Resistance	%90	IP67	16 Ad.

Dimedilebilir

Boyut	Fiyat "USD"
180x63x36mm	47.9
180x63x36mm	47.9
180x63x36mm	47.9
180x63x36mm	47.9

ELG-75-V-DA	Güç	Vdc	Amp	DALI Dim	Verim	IP	Koli
ELG-75-12DA	60W	12V	5.00A	DALI Dim	%85	IP67	16 Ad.
ELG-75-24DA	75W	24V	3.15A	DALI Dim	%86	IP67	16 Ad.
ELG-75-36DA	75W	36V	2.10A	DALI Dim	%89	IP67	16 Ad.
ELG-75-42DA	75W	42V	1.80A	DALI Dim	%90	IP67	16 Ad.
ELG-75-48DA	75W	48V	1.60A	DALI Dim	%90	IP67	16 Ad.

DALI

Boyut	Fiyat "USD"
180x63x36mm	53.7
180x63x36mm	53.7
180x63x36mm	53.7
180x63x36mm	53.7

ELG-75-V-D2	Güç	Vdc	Amp	Smart Timer Dim	Verim	IP	Koli
ELG-75-12D2	60W	12V	5.00A	Programlanabilir	%85	IP67	16 Ad.
ELG-75-24D2	75W	24V	3.15A	Programlanabilir	%86	IP67	16 Ad.
ELG-75-36D2	75W	36V	2.10A	Programlanabilir	%89	IP67	16 Ad.
ELG-75-42D2	75W	42V	1.80A	Programlanabilir	%90	IP67	16 Ad.
ELG-75-48D2	75W	48V	1.60A	Programlanabilir	%90	IP67	16 Ad.

Programlanabilir

Boyut	Fiyat "USD"
180x63x36mm	55.1
180x63x36mm	55.1
180x63x36mm	55.1
180x63x36mm	55.1

ELG-75 "Sabit Akım-75w"

ELG-75-C-AB	Güç	Amp	Vdc	Akım Ayar	3 Dim Fonksiyon	Koli
ELG-75-C350AB	75W	350mA	107-214V	175-350mA	0-10Vdc PWM Resistance	16 Ad.
ELG-75-C500AB	75W	500mA	75-150V	250-500mA	0-10Vdc PWM Resistance	16 Ad.
ELG-75-C700AB	75W	700mA	53-107V	350-700mA	0-10Vdc PWM Resistance	16 Ad.
ELG-75-C1050AB	75W	1050mA	35-71V	525-1050mA	0-10Vdc PWM Resistance	16 Ad.
ELG-75-C1400AB	75W	1400mA	27-54V	700-1400mA	0-10Vdc PWM Resistance	16 Ad.

Ayar ve Dim IP65

Boyut	Fiyat "USD"
180x63x36mm	49.3
180x63x36mm	49.3
180x63x36mm	49.3
180x63x36mm	49.3



ELG-75-C



ELG-100-C

ELG-75-C-A	Güç	Amp	Vdc	Akım Ayar	Verim	IP	Koli
ELG-75-C350A	75W	350mA	107-214V	175-350mA	%91	IP65	16 Ad.
ELG-75-C500A	75W	500mA	75-150V	250-500mA	%91	IP65	16 Ad.
ELG-75-C700A	75W	700mA	53-107V	350-700mA	%90	IP65	16 Ad.
ELG-75-C1050A	75W	1050mA	35-71V	525-1050mA	%90	IP65	16 Ad.
ELG-75-C1400A	75W	1400mA	27-54V	700-1400mA	%90	IP65	16 Ad.

Ayarlanabilir

Boyut	Fiyat "USD"
180x63x36mm	45.0
180x63x36mm	45.0
180x63x36mm	45.0
180x63x36mm	45.0

ELG-75-C-B	Güç	Amp	Vdc	3 Dim Fonksiyon	Verim	IP	Koli
ELG-75-C350B	75W	350mA	107-214V	0-10Vdc PWM Resistance	%91	IP67	16 Ad.
ELG-75-C500B	75W	500mA	75-150V	0-10Vdc PWM Resistance	%91	IP67	16 Ad.
ELG-75-C700B	75W	700mA	53-107V	0-10Vdc PWM Resistance	%90	IP67	16 Ad.
ELG-75-C1050B	75W	1050mA	35-71V	0-10Vdc PWM Resistance	%90	IP67	16 Ad.
ELG-75-C1400B	75W	1400mA	27-54V	0-10Vdc PWM Resistance	%90	IP67	16 Ad.

Dimedilebilir

Boyut	Fiyat "USD"
180x63x36mm	47.9
180x63x36mm	47.9
180x63x36mm	47.9
180x63x36mm	47.9

ELG-75-C-DA	Güç	Amp	Vdc	DALI Dim	Verim	IP	Koli
ELG-75-C350DA	75W	350mA	107-214V	DALI Dim	%91	IP67	16 Ad.
ELG-75-C500DA	75W	500mA	75-150V	DALI Dim	%91	IP67	16 Ad.
ELG-75-C700DA	75W	700mA	53-107V	DALI Dim	%90	IP67	16 Ad.
ELG-75-C1050DA	75W	1050mA	35-71V	DALI Dim	%90	IP67	16 Ad.
ELG-75-C1400DA	75W	1400mA	27-54V	DALI Dim	%90	IP67	16 Ad.

DALI

Boyut	Fiyat "USD"
180x63x36mm	53.7
180x63x36mm	53.7
180x63x36mm	53.7
180x63x36mm	53.7

ELG-75-C-D2	Güç	Amp	Vdc	Smart Timer Dim	Verim	IP	Koli
ELG-75-C350D2	75W	350mA	107-214V	Programlanabilir	%91	IP67	16 Ad.
ELG-75-C500D2	75W	500mA	75-150V	Programlanabilir	%91	IP67	16 Ad.
ELG-75-C700D2	75W	700mA	53-107V	Programlanabilir	%90	IP67	16 Ad.
ELG-75-C1050D2	75W	1050mA	35-71V	Programlanabilir	%90	IP67	16 Ad.
ELG-75-C1400D2	75W	1400mA	27-54V	Programlanabilir	%90	IP67	16 Ad.

Programlanabilir

Boyut	Fiyat "USD"
180x63x36mm	55.1
180x63x36mm	55.1
180x63x36mm	55.1
180x63x36mm	55.1

Ayarlanabilir Akım

Ayarlanabilir Voltaj

100-305 VAC Giriş

PF > 95

-40°~+90°C Çalışma Sıcaklığı

lifetime > 50000

Ayarlanabilir Akım

Ayarlanabilir Voltaj

100-305 VAC Giriş

PF > 95

-40°~+90°C Çalışma Sıcaklığı

lifetime > 50000

www.kocasteknoloji.com

ELG-100 "Sabit Voltaj-100w"

ELG-100-V-AB	Güç	Vdc	Amp	Akım Ayar	Vdc Ayar	3 Dim Fonksiyon	Koli
ELG-100-24AB	96W	24V	4.00A	2.0-4.0A	21.6-26.4V	0-10Vdc PWM Resistance	16 Ad.
ELG-100-36AB	96W	36V	2.66A	1.33-2.66A	32.4-39.6V	0-10Vdc PWM Resistance	16 Ad.
ELG-100-42AB	96W	42V	2.28A	1.14-2.28A	37.8-46.2V	0-10Vdc PWM Resistance	16 Ad.
ELG-100-48AB	96W	48V	2.00A	1.0-2.0A	43.2-52.8V	0-10Vdc PWM Resistance	16 Ad.
ELG-100-54AB	96W	54V	1.78A	0.89-1.78A	48.6-59.4V	0-10Vdc PWM Resistance	16 Ad.

Ayar ve Dim IP65

Boyut	Fiyat "USD"
199x63x36mm	53.7
199x63x36mm	53.7
199x63x36mm	53.7
199x63x36mm	53.7

ELG-100-V-A	Güç	Vdc	Amp	Akım Ayar	Vdc Ayar	IP	Koli
ELG-100-24A	96W	24V	4.00A	2.0-4.0A	21.6-26.4V	IP65	16 Ad.
ELG-100-36A	96W	36V	2.66A	1.33-2.66A	32.4-39.6V	IP65	16 Ad.
ELG-100-42A	96W	42V	2.28A	1.14-2.28A	37.8-46.2V	IP65	16 Ad.
ELG-100-48A	96W	48V	2.00A	1.0-2.0A	43.2-52.8V	IP65	16 Ad.
ELG-100-54A	96W	54V	1.78A	0.89-1.78A	48.6-59.4V	IP65	16 Ad.

Ayarlanabilir

Boyut	Fiyat "USD"
199x63x36mm	49.3
199x63x36mm	49.3
199x63x36mm	49.3
199x63x36mm	49.3

ELG-100-V-B	Güç	Vdc	Amp	3 Dim Fonksiyon	Verim	IP	Koli
ELG-100-24B	96W	24V	4.00A	0-10Vdc PWM Resistance	%88	IP67	16 Ad.
ELG-100-36B	96W	36V	2.66A	0-10Vdc PWM Resistance	%89	IP67	16 Ad.
ELG-100-42B	96W	42V	2.28A	0-10Vdc PWM Resistance	%90	IP67	16 Ad.
ELG-100-48B	96W	48V	2.00A	0-10Vdc PWM Resistance	%90	IP67	16 Ad.
ELG-100-54B	96W	54V	1.78A	0-10Vdc PWM Resistance	%91	IP67	16 Ad.

Dimedilebilir

|--|

LED Power Supply & DRIVER



ELG-150 "Sabit Voltaj-150w"

ELG-150-V-AB	Güç	Vdc	Amp	Akım Ayar	Vdc Ayar	3 Dim Fonksiyon	Koli
ELG-150-12AB	120W	12V	10.00A	5.0-10.0A	10.8-13.2V	0-10Vdc PWM Resistance	16 Ad.
ELG-150-24AB	150W	24V	6.25A	3.2-6.25A	21.6-26.4V	0-10Vdc PWM Resistance	16 Ad.
ELG-150-36AB	150W	36V	4.17A	2.1-4.17A	32.4-38.6V	0-10Vdc PWM Resistance	16 Ad.
ELG-150-42AB	150W	42V	3.57A	1.8-3.57A	37.8-46.2V	0-10Vdc PWM Resistance	16 Ad.
ELG-150-48AB	150W	48V	3.13A	1.56-3.13A	43.2-52.8V	0-10Vdc PWM Resistance	16 Ad.
ELG-150-54AB	150W	54V	2.80A	1.4-2.8A	49.0-58.0V	0-10Vdc PWM Resistance	16 Ad.

Ayar ve Dim IP65

Boyut	Fiyat "USD"
219x63x36mm	58.0
219x63x36mm	58.0
219x63x36mm	58.0
219x63x36mm	58.0
219x63x36mm	58.0

ELG-150-V-A	Güç	Vdc	Amp	Akım Ayar	Vdc Ayar	IP	Koli
ELG-150-12A	120W	12V	10.00A	5.0-10.0A	10.8-13.2V	IP65	16 Ad.
ELG-150-24A	150W	24V	6.25A	3.2-6.25A	21.6-26.4V	IP65	16 Ad.
ELG-150-36A	150W	36V	4.17A	2.1-4.17A	32.4-38.6V	IP65	16 Ad.
ELG-150-42A	150W	42V	3.57A	1.8-3.57A	37.8-46.2V	IP65	16 Ad.
ELG-150-48A	150W	48V	3.13A	1.56-3.13A	43.2-52.8V	IP65	16 Ad.
ELG-150-54A	150W	54V	2.80A	1.4-2.8A	49.0-58.0V	IP65	16 Ad.

Ayarlanabilir

Boyut	Fiyat "USD"
219x63x36mm	49.5
219x63x36mm	49.5
219x63x36mm	53.7
219x63x36mm	53.7
219x63x36mm	53.7

ELG-150-V-B	Güç	Vdc	Amp	3 Dim Fonksiyon	Verim	IP	Koli
ELG-150-12B	120W	12V	10.00A	0-10Vdc PWM Resistance	%88	IP67	16 Ad.
ELG-150-24B	150W	24V	6.25A	0-10Vdc PWM Resistance	%89	IP67	16 Ad.
ELG-150-36B	150W	36V	4.17A	0-10Vdc PWM Resistance	%90	IP67	16 Ad.
ELG-150-42B	150W	42V	3.57A	0-10Vdc PWM Resistance	%90	IP67	16 Ad.
ELG-150-48B	150W	48V	3.13A	0-10Vdc PWM Resistance	%90	IP67	16 Ad.
ELG-150-54B	150W	54V	2.80A	0-10Vdc PWM Resistance	%91	IP67	16 Ad.

Dimedilebilir

Boyut	Fiyat "USD"
219x63x36mm	56.7
219x63x36mm	56.7
219x63x36mm	56.7
219x63x36mm	56.7
219x63x36mm	56.7

ELG-150-V-DA	Güç	Vdc	Amp	DALI Dim	Verim	IP	Koli
ELG-150-12DA	120W	12V	10.00A	DALI Dim	%88	IP67	16 Ad.
ELG-150-24DA	150W	24V	6.25A	DALI Dim	%89	IP67	16 Ad.
ELG-150-36DA	150W	36V	4.17A	DALI Dim	%90	IP67	16 Ad.
ELG-150-42DA	150W	42V	3.57A	DALI Dim	%90	IP67	16 Ad.
ELG-150-48DA	150W	48V	3.13A	DALI Dim	%90	IP67	16 Ad.
ELG-150-54DA	150W	54V	2.80A	DALI Dim	%91	IP67	16 Ad.

DALI

Boyut	Fiyat "USD"
219x63x36mm	62.4
219x63x36mm	62.4
219x63x36mm	62.4
219x63x36mm	62.4
219x63x36mm	62.4

ELG-150-V-DZ	Güç	Vdc	Amp	Smart Timer Dim	Verim	IP	Koli
ELG-150-12DZ	120W	12V	10.00A	Programlanabilir	%88	IP67	16 Ad.
ELG-150-24DZ	150W	24V	6.25A	Programlanabilir	%89	IP67	16 Ad.
ELG-150-36DZ	150W	36V	4.17A	Programlanabilir	%90	IP67	16 Ad.
ELG-150-42DZ	150W	42V	3.57A	Programlanabilir	%90	IP67	16 Ad.
ELG-150-48DZ	150W	48V	3.13A	Programlanabilir	%90	IP67	16 Ad.
ELG-150-54DZ	150W	54V	2.80A	Programlanabilir	%91	IP67	16 Ad.

Programlanabilir

Boyut	Fiyat "USD"
219x63x36mm	63.8
219x63x36mm	63.8
219x63x36mm	63.8
219x63x36mm	63.8
219x63x36mm	63.8

ELG-150 "Sabit Akım-150w"

ELG-150-C-AB	Güç	Amp	Vdc	Akım Ayar	3 Dim Fonksiyon	Koli
ELG-150-C500AB	150W	500mA	150-300V	250-500mA	0-10Vdc PWM Resistance	16 Ad.
ELG-150-C700AB	150W	700mA	107-214V	350-700mA	0-10Vdc PWM Resistance	16 Ad.
ELG-150-C1050AB	150W	1050mA	72-143V	525-1050mA	0-10Vdc PWM Resistance	16 Ad.
ELG-150-C1400AB	150W	1400mA	54-107V	700-1400mA	0-10Vdc PWM Resistance	16 Ad.
ELG-150-C1750AB	150W	1750mA	43-86V	875-1750mA	0-10Vdc PWM Resistance	16 Ad.
ELG-150-C2100AB	150W	2100mA	36-72V	1050-2100mA	0-10Vdc PWM Resistance	16 Ad.

Ayar ve Dim IP65

Boyut	Fiyat "USD"
219x63x36mm	58.0
219x63x36mm	58.0
219x63x36mm	58.0
219x63x36mm	58.0
219x63x36mm	58.0

ELG-150-C-A	Güç	Amp	Vdc	Akım Ayar	Verim	IP	Koli
ELG-150-C500A	150W	500mA	150-300V	250-500mA	%82	IP65	16 Ad.
ELG-150-C700A	150W	700mA	107-214V	350-700mA	%82	IP65	16 Ad.
ELG-150-C1050A	150W	1050mA	72-143V	525-1050mA	%82	IP65	16 Ad.
ELG-150-C1400A	150W	1400mA	54-107V	700-1400mA	%81	IP65	16 Ad.
ELG-150-C1750A	150W	1750mA	43-86V	875-1750mA	%81	IP65	16 Ad.
ELG-150-C2100A	150W	2100mA	36-72V	1050-2100mA	%81	IP65	16 Ad.

Ayarlanabilir

Boyut	Fiyat "USD"
219x63x36mm	53.7
219x63x36mm	53.7
219x63x36mm	53.7
219x63x36mm	53.7
219x63x36mm	53.7

ELG-150-C-B	Güç	Amp	Vdc	3 Dim Fonksiyon	Verim	IP	Koli
ELG-150-C500B	150W	500mA	150-300V	0-10Vdc PWM Resistance	%82	IP67	16 Ad.
ELG-150-C700B	150W	700mA	107-214V	0-10Vdc PWM Resistance	%82	IP67	16 Ad.
ELG-150-C1050B	150W	1050mA	72-143V	0-10Vdc PWM Resistance	%82	IP67	16 Ad.
ELG-150-C1400B	150W	1400mA	54-107V	0-10Vdc PWM Resistance	%81	IP67	16 Ad.
ELG-150-C1750B	150W	1750mA	43-86V	0-10Vdc PWM Resistance	%81	IP67	16 Ad.
ELG-150-C2100B	150W	2100mA	36-72V	0-10Vdc PWM Resistance	%81	IP67	16 Ad.

Dimedilebilir

Boyut	Fiyat "USD"
219x63x36mm	56.7
219x63x36mm	56.7
219x63x36mm	56.7
219x63x36mm	56.7
219x63x36mm	56.7

ELG-150-C-DA	Güç	Amp	Vdc	DALI Dim	Verim	IP	Koli
ELG-150-C500DA	150W	500mA	150-300V	DALI Dim	%82	IP67	16 Ad.
ELG-150-C700DA	150W	700mA	107-214V	DALI Dim	%82	IP67	16 Ad.
ELG-150-C1050DA	150W	1050mA	72-143V	DALI Dim	%82	IP67	16 Ad.
ELG-150-C1400DA	150W	1400mA	54-107V	DALI Dim	%81	IP67	16 Ad.
ELG-150-C1750DA	150W	1750mA	43-86V	DALI Dim	%81	IP67	16 Ad.
ELG-150-C2100DA	150W	2100mA	36-72V	DALI Dim	%81	IP67	16 Ad.

DALI

Boyut	Fiyat "USD"
219x63x36mm	62.4
219x63x36mm	62.4
219x63x36mm	62.4
219x63x36mm	62.4
219x63x36mm	62.4

ELG-150-C-DZ	Güç	Amp	Vdc	Smart Timer Dim	Verim	IP	Koli
ELG-150-C500DZ	150W	500mA	150-300V	Programlanabilir	%82	IP67	16 Ad.
ELG-150-C700DZ	150W	700mA	107-214V	Programlanabilir	%82	IP67	16 Ad.
ELG-150-C1050DZ	150W	1050mA	72-143V	Programlanabilir	%82	IP67	16 Ad.
ELG-150-C1400DZ	150W	1400mA	54-107V	Programlanabilir	%81	IP67	16 Ad.
ELG-150-C1750DZ	150W	1750mA	43-86V	Programlanabilir	%81	IP67	16 Ad.
ELG-150-C2100DZ	150W	2100mA	36-72V	Programlanabilir	%81	IP67	16 Ad.

Programlanabilir

Boyut	Fiyat "USD"
219x63x36mm	63.8
219x63x36mm	63.8
219x63x36mm	63.8
219x63x36mm	63.8
219x63x36mm	63.8



ELG-150



ELG-150-C

5 Yil Garanti

Metal Kasa Fonksiyonel Tasarım

SMART Timer Dim Programlanabilir

0-10 Vdc,PwM Resistance DIM

DALI Kontrol

IP65, IP67 Indoor, Outdoor



LED Power Supply & DRIVER

ELG-200 "Sabit Voltaj-200w"

ELG-200-V-AB	Güç	Vdc	Amp	Akım Ayar	Vdc Ayar	3 Dim Fonksiyon	Koli
ELG-200-12AB	192W	12V	16.00A	8.0-16.0A	11.2-12.8V	0-10Vdc PWM Resistance	12 Ad.
ELG-200-24AB	200W	24V	8.40A	4.2-8.4A	22.4-26.6V	0-10Vdc PWM Resistance	12 Ad.
ELG-200-36AB	200W	36V	5.55A	2.78-5.55A	33.5-38.5V	0-10Vdc PWM Resistance	12 Ad.
ELG-200-42AB	200W	42V	4.76A	2.38-4.76A	39.0-45.0V	0-10Vdc PWM Resistance	12 Ad.
ELG-200-48AB	200W	48V	4.16A	2.08-4.16A	44.8-51.2V	0-10Vdc PWM Resistance	12 Ad.
ELG-200-54AB	200W	54V	3.72A	1.86-3.72A	50.0-57.0V	0-10Vdc PWM Resistance	12 Ad.

Ayar ve Dim IP65

Boyut	Fiyat "USD"
244x71x38mm	71.0
244x71x38mm	71.0
244x71x38mm	71.0
244x71x38mm	71.0
244x71x38mm	71.0

ELG-200-V-A	Güç	Vdc	Amp	Akım Ayar	Vdc Ayar	IP	Koli
ELG-200-12A	192W	12V	16.00A	8.0-16.0A	11.2-12.8V	IP65	12 Ad.
ELG-200-24A	200W	24V	8.40A	4.2-8.4A	22.4-26.6V	IP65	12 Ad.
ELG-200-36A	200W	36V	5.55A	2.78-5.55A	33.5-38.5V	IP65	12 Ad.
ELG-200-42A	200W	42V	4.76A	2.38-4.76A	39.0-45.0V	IP65	12 Ad.

LED Power Supply & DRIVER



ELG-240 "Sabit Voltaj-240w"

ELG-240-V-AB	Güç	Vdc	Amp	Akım Ayar	Vdc Ayar	3 Dim Fonksiyon	Koli	Boyut	Fiyat "USD"
ELG-240-24AB	240W	24V	10.00A	5.0-10.0A	22.4-25.6V	0-10Vdc PWM Resistance	12 Ad.	24x71x38mm	74.0
ELG-240-36AB	240W	36V	6.66A	3.33-6.66A	33.5-38.5V	0-10Vdc PWM Resistance	12 Ad.	24x71x38mm	74.0
ELG-240-42AB	240W	42V	5.71A	2.86-5.71A	39.0-45.0V	0-10Vdc PWM Resistance	12 Ad.	24x71x38mm	74.0
ELG-240-48AB	240W	48V	5.00A	2.5-5.0A	44.8-51.2V	0-10Vdc PWM Resistance	12 Ad.	24x71x38mm	74.0
ELG-240-54AB	240W	54V	4.45A	2.23-4.45A	50.0-57.0V	0-10Vdc PWM Resistance	12 Ad.	24x71x38mm	74.0

Ayar ve Dim IP65

Boyut Fiyat "USD"

ELG-240-V-A	Güç	Vdc	Amp	Akım Ayar	Vdc Ayar	IP	Koli	Boyut	Fiyat "USD"
ELG-240-24A	240W	24V	10.00A	5.0-10.0A	22.4-25.6V	IP65	12 Ad.	24x71x38mm	69.6
ELG-240-36A	240W	36V	6.66A	3.33-6.66A	33.5-38.5V	IP65	12 Ad.	24x71x38mm	69.6
ELG-240-42A	240W	42V	5.71A	2.86-5.71A	39.0-45.0V	IP65	12 Ad.	24x71x38mm	69.6
ELG-240-48A	240W	48V	5.00A	2.5-5.0A	44.8-51.2V	IP65	12 Ad.	24x71x38mm	69.6
ELG-240-54A	240W	54V	4.45A	2.23-4.45A	50.0-57.0V	IP65	12 Ad.	24x71x38mm	69.6

Ayarlanabilir

Boyut Fiyat "USD"

ELG-240-V-B	Güç	Vdc	Amp	3 Dim Fonksiyon	Verim	IP	Koli	Boyut	Fiyat "USD"
ELG-240-24B	240W	24V	10.00A	0-10Vdc PWM Resistance	%92	IP67	12 Ad.	24x71x38mm	72.5
ELG-240-36B	240W	36V	6.66A	0-10Vdc PWM Resistance	%92	IP67	12 Ad.	24x71x38mm	72.5
ELG-240-42B	240W	42V	5.71A	0-10Vdc PWM Resistance	%93	IP67	12 Ad.	24x71x38mm	72.5
ELG-240-48B	240W	48V	5.00A	0-10Vdc PWM Resistance	%93	IP67	12 Ad.	24x71x38mm	72.5
ELG-240-54B	240W	54V	4.45A	0-10Vdc PWM Resistance	%93	IP67	12 Ad.	24x71x38mm	72.5

Dimedilebilir

Boyut Fiyat "USD"

ELG-240-V-DA	Güç	Vdc	Amp	DALI Dim	Verim	IP	Koli	Boyut	Fiyat "USD"
ELG-240-24DA	240W	24V	10.00A	DALI Dim	%92	IP67	12 Ad.	24x71x38mm	78.3
ELG-240-36DA	240W	36V	6.66A	DALI Dim	%92	IP67	12 Ad.	24x71x38mm	78.3
ELG-240-42DA	240W	42V	5.71A	DALI Dim	%93	IP67	12 Ad.	24x71x38mm	78.3
ELG-240-48DA	240W	48V	5.00A	DALI Dim	%93	IP67	12 Ad.	24x71x38mm	78.3
ELG-240-54DA	240W	54V	4.45A	DALI Dim	%93	IP67	12 Ad.	24x71x38mm	78.3

DALI

Boyut Fiyat "USD"

ELG-240-V-D2	Güç	Vdc	Amp	Smart Timer Dim	Verim	IP	Koli	Boyut	Fiyat "USD"
ELG-240-24D2	240W	24V	10.00A	Programlanabilir	%92	IP67	12 Ad.	24x71x38mm	79.8
ELG-240-36D2	240W	36V	6.66A	Programlanabilir	%92	IP67	12 Ad.	24x71x38mm	79.8
ELG-240-42D2	240W	42V	5.71A	Programlanabilir	%93	IP67	12 Ad.	24x71x38mm	79.8
ELG-240-48D2	240W	48V	5.00A	Programlanabilir	%93	IP67	12 Ad.	24x71x38mm	79.8
ELG-240-54D2	240W	54V	4.45A	Programlanabilir	%93	IP67	12 Ad.	24x71x38mm	79.8

Programlanabilir

Boyut Fiyat "USD"

ELG-240 "Sabit Akım-240w"

ELG-240-C-AB	Güç	Amp	Vdc	Akım Ayar	3 Dim Fonksiyon	Koli	Boyut	Fiyat "USD"
ELG-240-C700AB	240W	700mA	172-343V	350-700mA	0-10Vdc PWM Resistance	12 Ad.	24x71x38mm	74.0
ELG-240-C1050AB	240W	1050mA	114-228V	525-1050mA	0-10Vdc PWM Resistance	12 Ad.	24x71x38mm	74.0
ELG-240-C1400AB	240W	1400mA	86-171V	700-1400mA	0-10Vdc PWM Resistance	12 Ad.	24x71x38mm	74.0
ELG-240-C1750AB	240W	1750mA	69-137V	875-1750mA	0-10Vdc PWM Resistance	12 Ad.	24x71x38mm	74.0
ELG-240-C2100AB	240W	2100mA	57-115V	1050-2100mA	0-10Vdc PWM Resistance	12 Ad.	24x71x38mm	74.0

Ayar ve Dim IP65

Boyut Fiyat "USD"

ELG-240-C-A	Güç	Amp	Vdc	Akım Ayar	Verim	IP	Koli	Boyut	Fiyat "USD"
ELG-240-C700A	240W	700mA	172-343V	350-700mA	%92	IP65	12 Ad.	24x71x38mm	69.6
ELG-240-C1050A	240W	1050mA	114-228V	525-1050mA	%92	IP65	12 Ad.	24x71x38mm	69.6
ELG-240-C1400A	240W	1400mA	86-171V	700-1400mA	%93	IP65	12 Ad.	24x71x38mm	69.6
ELG-240-C1750A	240W	1750mA	69-137V	875-1750mA	%93	IP65	12 Ad.	24x71x38mm	69.6
ELG-240-C2100A	240W	2100mA	57-115V	1050-2100mA	%93	IP65	12 Ad.	24x71x38mm	69.6

Ayarlanabilir

Boyut Fiyat "USD"

ELG-240-C-B	Güç	Amp	Vdc	3 Dim Fonksiyon	Verim	IP	Koli	Boyut	Fiyat "USD"
ELG-240-C700B	240W	700mA	172-343V	0-10Vdc PWM Resistance	%92	IP67	12 Ad.	24x71x38mm	72.5
ELG-240-C1050B	240W	1050mA	114-228V	0-10Vdc PWM Resistance	%92	IP67	12 Ad.	24x71x38mm	72.5
ELG-240-C1400B	240W	1400mA	86-171V	0-10Vdc PWM Resistance	%93	IP67	12 Ad.	24x71x38mm	72.5
ELG-240-C1750B	240W	1750mA	69-137V	0-10Vdc PWM Resistance	%93	IP67	12 Ad.	24x71x38mm	72.5
ELG-240-C2100B	240W	2100mA	57-115V	0-10Vdc PWM Resistance	%93	IP67	12 Ad.	24x71x38mm	72.5

Dimedilebilir

Boyut Fiyat "USD"

ELG-240-C-DA	Güç	Amp	Vdc	DALI Dim	Verim	IP	Koli	Boyut	Fiyat "USD"
ELG-240-C700DA	240W	700mA	172-343V	DALI Dim	%92	IP67	12 Ad.	24x71x38mm	78.3
ELG-240-C1050DA	240W	1050mA	114-228V	DALI Dim	%92	IP67	12 Ad.	24x71x38mm	78.3
ELG-240-C1400DA	240W	1400mA	86-171V	DALI Dim	%93	IP67	12 Ad.	24x71x38mm	78.3
ELG-240-C1750DA	240W	1750mA	69-137V	DALI Dim	%93	IP67	12 Ad.	24x71x38mm	78.3
ELG-240-C2100DA	240W	2100mA	57-115V	DALI Dim	%93	IP67	12 Ad.	24x71x38mm	78.3

DALI

Boyut Fiyat "USD"

ELG-240-C-D2	Güç	Amp	Vdc	Smart Timer Dim	Verim	IP	Koli	Boyut	Fiyat "USD"
ELG-240-C700D2	240W	700mA	172-343V	Programlanabilir	%92	IP67	12 Ad.	24x71x38mm	79.8
ELG-240-C1050D2	240W	1050mA	114-228V	Programlanabilir	%92	IP67	12 Ad.	24x71x38mm	79.8
ELG-240-C1400D2	240W	1400mA	86-171V	Programlanabilir	%93	IP67	12 Ad.	24x71x38mm	79.8
ELG-240-C1750D2	240W	1750mA	69-137V	Programlanabilir	%93	IP67	12 Ad.	24x71x38mm	79.8
ELG-240-C2100D2	240W	2100mA	57-115V	Programlanabilir	%93	IP67	12 Ad.	24x71x38mm	79.8

Programlanabilir

Boyut Fiyat "USD"



ELG-240

5 Yil Garanti

Metal Kasa
Fonksiyonel Tasarım

SMART Timer Dim
Programlanabilir

0-10 Vdc,PWM
Resistance
DIM

DALI Kontrol

IP65, IP67
Indoor, Outdoor



ELG-240-C

Ayarlanabilir Akım

Ayarlanabilir Voltaj

100~305 VAC
Giriş

PFC > 95

-40~+90°C
Çalışma Sıcaklığı

lifetime > 50000

www.koclasteknoloji.com

ELG-C series

75-240 W Metal Case with PFC



Yeni Nesil Led Driver ELG - SERİSİ



SELV IP65 IP67



ELG Model Açılımları ;

- ELG-xxx-xx-□ IP67
- ELG-xxx-xx AB - Akım - Voltaj Ayarlanabilir (PWM, Resistance, 0~10V dim)
- ELG-xxx-xx A - Akım - Voltaj Ayarlanabilir (PWM, Resistance, 0~10V dim)
- ELG-xxx-xx B - Dimli Model (PWM, Resistance, 0~10V dim)
- ELG-xxx-xx D2 - Programlanabilir, Step Dim, PROGRAMLI
- ELG-xxx-xx DA - DALI

SPD-20, Yıldırım Koruma

Surge Protector (PARAFUDR)

Giriş Gerilimi : 240V AC

MCOV (Max.Continuous Operating Voltage) : 300VAC

VPR (Voltage Protection Rating): ≤1500V (L-FG, N-FG, L-N)

IN (Nominal Discharge) : 5 kA

Max. Surge : 20 kA

Çalışma Sıcaklığı : -40~ +70°C

Hız (Response Time) : <25ns

UL1449 3'rd Edition, TUV EN61643-11



HVGC Serisi "A Tipi"

Model	Güç	Amp	Vdc Region	Amp Ayar	AC Giriş	IP	Koli	Boyut	Fiyat "USD"
HVGC-65-360A	65 W	350mA	18-186 V	210-350mA	180-528 VAC	IP65	18 Ad.	189x62x37mm	82.5
HVGC-65-500A	65 W	500mA	13-130 V	300-500mA	180-528 VAC	IP65	18 Ad.	189x62x37mm	82.5
HVGC-65-700A	65 W	700mA	9-93 V	420-700mA	180-528 VAC	IP65	18 Ad.	189x62x37mm	82.5
HVGC-65-1050A	65 W	1050mA	6-62 V	630-1050mA	180-528 VAC	IP65	18 Ad.	189x62x37mm	82.5
HVGC-100-350A	100 W	350mA	29-285 V	210-350mA	180-528 VAC	IP65	12 Ad.	236x68x39mm	105.0
HVGC-100-700A	100 W	700mA	15-142 V	420-700mA	180-528 VAC	IP65	12 Ad.	236x68x39mm	105.0
HVGC-150-350A	150 W	350mA	42-428 V	210-350mA	180-528 VAC	IP65	12 Ad.	245x68x39mm	111.0
HVGC-150-500A	150 W	500mA	30-300 V	300-500mA	180-528 VAC	IP65	12 Ad.	245x68x39mm	111.0
HVGC-150-700A	150 W	700mA	21-215 V	420-700mA	180-528 VAC	IP65	12 Ad.	245x68x39mm	111.0
HVGC-150-1050A	150 W	1050mA	15-143 V	630-1050mA	180-528 VAC	IP65	12 Ad.	245x68x39mm	111.0
HVGC-150-1400A	150 W	1400mA	12-107 V	840-1400mA	180-528 VAC	IP65	12 Ad.	245x68x39mm	111.0
HVGC-240-700A	240 W	700mA	172-342 V	350-700mA	180-528 VAC	IP65	12 Ad.	255x68x39mm	126.0
HVGC-240-1050A	240 W	1050mA	115-228 V	525-1050mA	180-528 VAC	IP65	12 Ad.	255x68x39mm	126.0
HVGC-240-1400A	240 W	1400mA	86-171 V	700-1400mA	180-528 VAC	IP65	12 Ad.	255x68x39mm	126.0
HVGC-240-1750A	240 W	1750mA	69-137 V	875-1750mA	180-528 VAC	IP65	12 Ad.	255x68x39mm	126.0
HVGC-240-2100A	240 W	2100mA	57-114 V	1050-2100mA	180-528 VAC	IP65	12 Ad.	255x68x39mm	126.0
HVGC-240-2800A	240 W	2800mA	43-85 V	1400-2800mA	180-528 VAC	IP65	12 Ad.	255x68x39mm	126.0
HVGC-240-3500A	240 W	3500mA	35-68 V	1750-3500mA	180-528 VAC	IP65	12 Ad.	255x68x39mm	126.0
HVGC-320-700A	320 W	700mA	214-428 V	350-700mA	180-528 VAC	IP65	8 Ad.	262x90x44mm	168.0
HVGC-320-1050A	320 W	1050mA	153-304 V	525-1050mA	180-528 VAC	IP65	8 Ad.	262x90x44mm	168.0
HVGC-320-1400A	320 W	1400mA	115-228 V	700-1400mA	180-528 VAC	IP65	8 Ad.	262x90x44mm	168.0
HVGC-320-1750A	320 W	1750mA	92-182 V	875-1750mA	180-528 VAC	IP65	8 Ad.	262x90x44mm	168.0
HVGC-320-2100A	320 W	2100mA	77-152 V	1050-2100mA	180-528 VAC	IP65	8 Ad.	262x90x44mm	168.0
HVGC-320-2800A	320 W	2800mA	57-114 V	1400-2800mA	180-528 VAC	IP65	8 Ad.	262x90x44mm	168.0
HVGC-320-3500A	320 W	3500mA	46-91 V	1750-3500mA	180-528 VAC	IP65	8 Ad.	262x90x44mm	168.0

Sabit Akım
180-528 VAC Giriş

HVGC Serisi "AB Tipi"

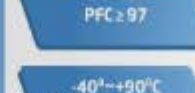
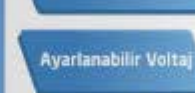
Model	Güç	Amp	Vdc Region	Akım Ayar	3 Dim	IP	Koli	Boyut	Fiyat "USD"
HVGC-65-350AB	65 W	350mA	18-186 V	210-350mA	3-10 PWM Resistance	IP65	18 Ad.	189x62x37 mm	86.4
HVGC-65-500AB	65 W	500mA	13-130 V	300-500mA	3-10 PWM Resistance	IP65	18 Ad.	189x62x37 mm	86.4
HVGC-65-700AB	65 W	700mA	9-93 V	420-700mA	3-10 PWM Resistance	IP65	18 Ad.	189x62x37 mm	86.4
HVGC-65-1050AB	65 W	1050mA	6-62 V	630-1050mA	3-10 PWM Resistance	IP65	18 Ad.	189x62x37 mm	86.4
HVGC-100-350AB	100 W	350mA	29-285 V	210-350mA	3-10 PWM Resistance	IP65	12 Ad.	236x68x39mm	109.4
HVGC-100-700AB	100 W	700mA	15-142 V	420-700mA	3-10 PWM Resistance	IP65	12 Ad.	236x68x39mm	109.4
HVGC-150-350AB	150 W	350mA	42-428 V	210-350mA	3-10 PWM Resistance	IP65	12 Ad.	245x68x39mm	115.5
HVGC-150-500AB	150 W	500mA	30-300 V	300-500mA	3-10 PWM Resistance	IP65	12 Ad.	245x68x39mm	115.5
HVGC-150-700AB	150 W	700mA	21-215 V	420-700mA	3-10 PWM Resistance	IP65	12 Ad.	245x68x39mm	115.5
HVGC-150-1050AB	150 W	1050mA	15-143 V	630-1050mA	3-10 PWM Resistance	IP65	12 Ad.	245x68x39mm	115.5
HVGC-150-1400AB	150 W	1400mA	12-107 V	840-1400mA	3-10 PWM Resistance	IP65	12 Ad.	245x68x39mm	115.5
HVGC-240-700AB	240 W	700mA	172-342 V	350-700mA	3-10 PWM Resistance	IP65	12 Ad.	255x68x39mm	130.5
HVGC-240-1050AB	240 W	1050mA	115-228 V	525-1050mA	3-10 PWM Resistance	IP65	12 Ad.	255x68x39mm	130.5
HVGC-240-1400AB	240 W	1400mA	86-171 V	700-1400mA	3-10 PWM Resistance	IP65	12 Ad.	255x68x39mm	130.5
HVGC-240-1750AB	240 W	1750mA	69-137 V	875-1750mA	3-10 PWM Resistance	IP65	12 Ad.	255x68x39mm	130.5
HVGC-240-2100AB	240 W	2100mA	57-114 V	1050-2100mA	3-10 PWM Resistance	IP65	12 Ad.	255x68x39mm	130.5
HVGC-240-2800AB	240 W	2800mA	43-85 V	1400-2800mA	3-10 PWM Resistance	IP65	12 Ad.	255x68x39mm	130.5
HVGC-240-3500AB	240 W	3500mA	35-68 V	1750-3500mA	3-10 PWM Resistance	IP65	12 Ad.	255x68x39mm	130.5
HVGC-320-700AB	300 W	700mA	214-428 V	350-700mA	3-10 PWM Resistance	IP65	8 Ad.	262x90x44mm	175.5
HVGC-320-1050AB	320 W	1050mA	153-304 V	525-1050mA	3-10 PWM Resistance	IP65	8 Ad.	262x90x44mm	175.5
HVGC-320-1400AB	320 W	1400mA	115-228 V	700-1400mA	3-10 PWM Resistance	IP65	8 Ad.	262x90x44mm	175.5
HVGC-320-1750AB	320 W	1750mA	92-182 V	875-1750mA	3-10 PWM Resistance	IP65	8 Ad.	262x90x44mm	175.5
HVGC-320-2100AB	320 W	2100mA	77-152 V	1050-2100mA	3-10 PWM Resistance	IP65	8 Ad.	262x90x44mm	175.5
HVGC-320-2800AB	320 W	2800mA	57-114 V	1400-2800mA	3-10 PWM Resistance	IP65	8 Ad.	262x90x44mm	175.5
HVGC-320-3500AB	320 W	3500mA	46-91 V	1750-3500mA	3-10 PWM Resistance	IP65	8 Ad.	262x90x44mm	175.5

Ayar ve Dim
180-528 VAC Giriş

HVGC Serisi "AB Tipi, Constant Power Mode"

Model	Güç	Amp	Vdc Region	Amp Ayar	3 Dim	IP	Koli	Boyut	Fiyat "USD"
HVGC-480-1400AB	480 W	1400mA	137-343 V	700-1750mA	3-10 PWM Resistance	IP65	4 Ad.	262x125x44mm	264.4
HVGC-480-2100AB	480 W	2100mA	92-228 V	1050-2625mA	3-10 PWM Resistance	IP65	4 Ad.	262x125x44mm	264.4
HVGC-480-2800AB	480 W	2800mA	68-171 V	1400-3500mA	3-10 PWM Resistance	IP65	4 Ad.	262x125x44mm	264.4
HVGC-650-2800AB	650 W	2800mA	93-232 V	1400-3500mA	3-10 PWM Resistance	IP65	4 Ad.	280x144x49mm	351.0
HVGC-650-4200AB	650 W	4200mA	62-155 V	2100-5250mA	3-10 PWM Resistance	IP65	4 Ad.	280x144x49mm	351.0
HVGC-650-5600AB	650 W	5600mA	46-116 V	2800-7000mA	3-10 PWM Resistance	IP65	4 Ad.	280x144x49mm	351.0
HVGC-650-11200AB	650 W	11200mA	24-58 V	5600-14000mA	3-10 PWM Resistance	IP65	4 Ad.	280x144x49mm	351.0

Constant Power Mode
180-528 VAC Giriş



www.kocstasteknoloji.com

7 Yıl Garanti

Metal Kasa
Fonksiyonel Tasarım

SMART Timer Dim
Programlanabilir

1-10 Vdc,PWM
Resistance
DIM

DALI Kontrol

IP65, IP67
Indoor, Outdoor

Ayarlanabilir Akım

Ayarlanabilir Voltaj

90-305 VAC
Giriş

PFC > 97

-40°~+90°C
Çalışma Sıcaklığı

lifetime > 62000



HLG-40 "Sabit Voltaj-40w"

HLG-40-V-AB	Güç	Vdc	Amp	Akım Ayar	Vdc Ayar	3 Dim Fonksiyon	Koli	Boyut	Fiyat "USD"
HLG-40H-12AB	40W	12V	3.33A	2-3.33A	10.8-13.5V	1-10Vdc,PWM,Resistance	20 Ad.	171x62x37mm	47.0
HLG-40H-15AB	40W	15V	2.67A	1.6-2.67A	13.5-17V	1-10Vdc,PWM,Resistance	20 Ad.	171x62x37mm	47.0
HLG-40H-20AB	40W	20V	2A	1.2-2A	17-22V	1-10Vdc,PWM,Resistance	20 Ad.	171x62x37mm	47.0
HLG-40H-24AB	40W	24V	1.67A	1-1.67A	22-27V	1-10Vdc,PWM,Resistance	20 Ad.	171x62x37mm	47.0
HLG-40H-30AB	40W	30V	1.34A	0.8-1.34A	27-33V	1-10Vdc,PWM,Resistance	20 Ad.	171x62x37mm	47.0
HLG-40H-36AB	40W	36V	1.12A	0.67-1.12A	33-40V	1-10Vdc,PWM,Resistance	20 Ad.	171x62x37mm	47.0
HLG-40H-42AB	40W	42V	0.96A	0.58-0.96A	40-48V	1-10Vdc,PWM,Resistance	20 Ad.	171x62x37mm	47.0
HLG-40H-48AB	40W	48V	0.84A	0.5-0.84A	44-53V	1-10Vdc,PWM,Resistance	20 Ad.	171x62x37mm	47.0
HLG-40H-54AB	40W	54V	0.75A	0.45-0.75A	49-58V	1-10Vdc,PWM,Resistance	20 Ad.	171x62x37mm	47.0

Ayar ve Dim IP65

HLG-40-V-A	Güç	Vdc	Amp	Akım Ayar	Vdc Ayar	IP	Koli	Boyut	Fiyat "USD"
HLG-40H-12A	40W	12V	3.33A	2-3.33A	10.8-13.5V	IP65	20 Ad.	171x62x37mm	45.2
HLG-40H-15A	40W	15V	2.67A	1.6-2.67A	13.5-17V	IP65	20 Ad.	171x62x37mm	45.2
HLG-40H-20A	40W	20V	2A	1.2-2A	17-22V	IP65	20 Ad.	171x62x37mm	45.2
HLG-40H-24A	40W	24V	1.67A	1-1.67A	22-27V	IP65	20 Ad.	171x62x37mm	45.2
HLG-40H-30A	40W	30V	1.34A	0.8-1.34A	27-33V	IP65	20 Ad.	171x62x37mm	45.2
HLG-40H-36A	40W	36V	1.12A	0.67-1.12A	33-40V	IP65	20 Ad.	171x62x37mm	45.2
HLG-40H-42A	40W	42V	0.96A	0.58-0.96A	40-48V	IP65	20 Ad.	171x62x37mm	45.2
HLG-40H-48A	40W	48V	0.84A	0.5-0.84A	44-53V	IP65	20 Ad.	171x62x37mm	45.2
HLG-40H-54A	40W	54V	0.75A	0.45-0.75A	49-58V	IP65	20 Ad.	171x62x37mm	45.2

Ayarlanabilir

HLG-40-V-B	Güç	Vdc	Amp	3Dim Fonksiyon	Verim	IP	Koli	Boyut	Fiyat "USD"
HLG-40H-12B	40W	12V	3.33A	1-10Vdc,PWM,Resistance	87%	IP67	20 Ad.	171x62x37mm	46.4
HLG-40H-15B	40W	15V	2.67A	1-10Vdc,PWM,Resistance	87%	IP67	20 Ad.	171x62x37mm	46.4
HLG-40H-20B	40W	20V	2A	1-10Vdc,PWM,Resistance	88%	IP67	20 Ad.	171x62x37mm	46.4
HLG-40H-24B	40W	24V	1.67A	1-10Vdc,PWM,Resistance	88%	IP67	20 Ad.	171x62x37mm	46.4
HLG-40H-30B	40W	30V	1.34A	1-10Vdc,PWM,Resistance	89%	IP67	20 Ad.	171x62x37mm	46.4
HLG-40H-36B	40W	36V	1.12A	1-10Vdc,PWM,Resistance	89%	IP67	20 Ad.	171x62x37mm	46.4
HLG-40H-42B	40W	42V	0.96A	1-10Vdc,PWM,Resistance	89%	IP67	20 Ad.	171x62x37mm	46.4
HLG-40H-48B	40W	48V	0.84A	1-10Vdc,PWM,Resistance	90%	IP67	20 Ad.	171x62x37mm	46.4
HL									

LED Power Supply & DRIVER



HLG-80 "Sabit Voltaj-80w"

HLG-80-V-AB	Güç	Vdc	Amp	Akım Ayar	Vdc Ayar	3 Dim Fonksiyon	Koli	Ayar ve Dim IP65	
								Boyut	Fiyat*USD
HLG-80H-12AB	60W	12V	5A	3-5A	10.8-13.5V	1-10Vdc, PWM Resistance	16 Ad.	196x62x39mm	58.3
HLG-80H-15AB	75W	15V	5A	3-5A	13.5-17V	1-10Vdc, PWM Resistance	16 Ad.	196x62x39mm	58.3
HLG-80H-20AB	80W	20V	4A	2.4-4A	17-22V	1-10Vdc, PWM Resistance	16 Ad.	196x62x39mm	58.3
HLG-80H-24AB	80W	24V	3.4A	2.04-3.4A	22-27V	1-10Vdc, PWM Resistance	16 Ad.	196x62x39mm	58.3
HLG-80H-30AB	80W	30V	2.7A	1.62-2.7A	27-33V	1-10Vdc, PWM Resistance	16 Ad.	196x62x39mm	58.3
HLG-80H-36AB	80W	36V	2.3A	1.38-2.3A	33-40V	1-10Vdc, PWM Resistance	16 Ad.	196x62x39mm	58.3
HLG-80H-42AB	80W	42V	1.95A	1.17-1.95A	38-46V	1-10Vdc, PWM Resistance	16 Ad.	196x62x39mm	58.3
HLG-80H-48AB	80W	48V	1.7A	1.02-1.7A	43-53V	1-10Vdc, PWM Resistance	16 Ad.	196x62x39mm	58.3
HLG-80H-54AB	80W	54V	1.5A	0.9-1.5A	49-58V	1-10Vdc, PWM Resistance	16 Ad.	196x62x39mm	58.3

HLG-80-V-A	Güç	Vdc	Amp	Akım Ayar	Vdc Ayar	IP	Koli	Ayarlanabilir	
								Boyut	Fiyat*USD
HLG-80H-12A	60W	12V	5A	3-5A	10.8-13.5V	IP65	16 Ad.	196x62x39mm	55.1
HLG-80H-15A	75W	15V	5A	3-5A	13.5-17V	IP65	16 Ad.	196x62x39mm	55.1
HLG-80H-20A	80W	20V	4A	2.4-4A	17-22V	IP65	16 Ad.	196x62x39mm	55.1
HLG-80H-24A	80W	24V	3.4A	2.04-3.4A	22-27V	IP65	16 Ad.	196x62x39mm	55.1
HLG-80H-30A	80W	30V	2.7A	1.62-2.7A	27-33V	IP65	16 Ad.	196x62x39mm	55.1
HLG-80H-36A	80W	36V	2.3A	1.38-2.3A	33-40V	IP65	16 Ad.	196x62x39mm	55.1
HLG-80H-42A	80W	42V	1.95A	1.17-1.95A	38-46V	IP65	16 Ad.	196x62x39mm	55.1
HLG-80H-48A	80W	48V	1.7A	1.02-1.7A	43-53V	IP65	16 Ad.	196x62x39mm	55.1
HLG-80H-54A	80W	54V	1.5A	0.9-1.5A	49-58V	IP65	16 Ad.	196x62x39mm	55.1

HLG-80-V-B	Güç	Vdc	Amp	3Dim Fonksiyon	Verim	IP	Koli	Dimedilebilir	
								Boyut	Fiyat*USD
HLG-80H-12B	60W	12V	5A	1-10Vdc, PWM Resistance	88%	IP67	16 Ad.	196x62x39mm	56.8
HLG-80H-15B	75W	15V	5A	1-10Vdc, PWM Resistance	88%	IP67	16 Ad.	196x62x39mm	56.8
HLG-80H-20B	80W	20V	4A	1-10Vdc, PWM Resistance	90%	IP67	16 Ad.	196x62x39mm	56.8
HLG-80H-24B	80W	24V	3.4A	1-10Vdc, PWM Resistance	91%	IP67	16 Ad.	196x62x39mm	56.8
HLG-80H-30B	80W	30V	2.7A	1-10Vdc, PWM Resistance	91%	IP67	16 Ad.	196x62x39mm	56.8
HLG-80H-36B	80W	36V	2.3A	1-10Vdc, PWM Resistance	91%	IP67	16 Ad.	196x62x39mm	56.8
HLG-80H-42B	80W	42V	1.95A	1-10Vdc, PWM Resistance	91%	IP67	16 Ad.	196x62x39mm	56.8
HLG-80H-48B	80W	48V	1.7A	1-10Vdc, PWM Resistance	91%	IP67	16 Ad.	196x62x39mm	56.8
HLG-80H-54B	80W	54V	1.5A	1-10Vdc, PWM Resistance	91%	IP67	16 Ad.	196x62x39mm	56.8

HLG-80 "Sabit Akım-80w"

HLG-80-C-A	Güç	Amp	Vdc	Akım Ayar	Verim	IP	Koli	Ayarlanabilir	
								Boyut	Fiyat*USD
HLG-80H-C350A	90W	350mA	125-257V	210-350mA	92%	IP65	16 Ad.	196x62x39mm	55.1
HLG-80H-C700A	90W	700mA	64-129V	420-700mA	92%	IP65	16 Ad.	196x62x39mm	55.1

HLG-80-C-B	Güç	Amp	Vdc	3Dim Fonksiyon	Verim	IP	Koli	Dimedilebilir	
								Boyut	Fiyat*USD
HLG-80H-C350B	90W	350mA	167-257V	1-10Vdc, PWM Resistance	92%	IP67	16 Ad.	196x62x39mm	56.8
HLG-80H-C700B	90W	700mA	64-129V	1-10Vdc, PWM Resistance	92%	IP67	16 Ad.	196x62x39mm	56.8

HLG-100 "Sabit Voltaj-100w"

HLG-100-V-AB	Güç	Vdc	Amp	Akım Ayar	Vdc Ayar	3 Dim Fonksiyon	Koli	Ayar ve Dim IP65	
								Boyut	Fiyat*USD
HLG-100H-20AB	100W	20V	4.8A	3-4.8A	17-22V	1-10Vdc, PWM Resistance	12 Ad.	220x68x39mm	70.2
HLG-100H-24AB	100W	24V	4A	2.5-4A	22-27V	1-10Vdc, PWM Resistance	12 Ad.	220x68x39mm	70.2
HLG-100H-30AB	100W	30V	3.2A	2-3.2A	27-33V	1-10Vdc, PWM Resistance	12 Ad.	220x68x39mm	70.2
HLG-100H-36AB	100W	36V	2.65A	1.65-2.65A	33-40V	1-10Vdc, PWM Resistance	12 Ad.	220x68x39mm	70.2
HLG-100H-42AB	100W	42V	2.25A	1.4-2.25A	38-46V	1-10Vdc, PWM Resistance	12 Ad.	220x68x39mm	70.2
HLG-100H-48AB	100W	48V	2A	1.25-2A	43-53V	1-10Vdc, PWM Resistance	12 Ad.	220x68x39mm	70.2
HLG-100H-54AB	100W	54V	1.77A	1.1-1.77A	49-58V	1-10Vdc, PWM Resistance	12 Ad.	220x68x39mm	70.2

HLG-100-V-A	Güç	Vdc	Amp	Akım Ayar	Vdc Ayar	IP	Koli	Ayarlanabilir	
								Boyut	Fiyat*USD
HLG-100H-20A	100W	20V	4.8A	3-4.8A	17-22V	IP65	12 Ad.	220x68x39mm	67.0
HLG-100H-24A	100W	24V	4A	2.5-4A	22-27V	IP65	12 Ad.	220x68x39mm	67.0
HLG-100H-30A	100W	30V	3.2A	2-3.2A	27-33V	IP65	12 Ad.	220x68x39mm	67.0
HLG-100H-36A	100W	36V	2.65A	1.65-2.65A	33-40V	IP65	12 Ad.	220x68x39mm	67.0
HLG-100H-42A	100W	42V	2.25A	1.4-2.25A	38-46V	IP65	12 Ad.	220x68x39mm	67.0
HLG-100H-48A	100W	48V	2A	1.25-2A	43-53V	IP65	12 Ad.	220x68x39mm	67.0
HLG-100H-54A	100W	54V	1.77A	1.1-1.77A	49-58V	IP65	12 Ad.	220x68x39mm	67.0

HLG-100-V-B	Güç	Vdc	Amp	3Dim Fonksiyon	Verim	IP	Koli	Dimedilebilir	
								Boyut	Fiyat*USD
HLG-100H-20B	100W	20V	4.8A	1-10Vdc, PWM Resistance	93%	IP67	12 Ad.	220x68x39mm	70.2
HLG-100H-24B	100W	24V	4A	1-10Vdc, PWM Resistance	93%	IP67	12 Ad.	220x68x39mm	70.2
HLG-100H-30B	100W	30V	3.2A	1-10Vdc, PWM Resistance	93%	IP67	12 Ad.	220x68x39mm	70.2
HLG-100H-36B	100W	36V	2.65A	1-10Vdc, PWM Resistance	93%	IP67	12 Ad.	220x68x39mm	70.2
HLG-100H-42B	100W	42V	2.25A	1-10Vdc, PWM Resistance	93%	IP67	12 Ad.	220x68x39mm	70.2
HLG-100H-48B	100W	48V	2A	1-10Vdc, PWM Resistance	93%	IP67	12 Ad.	220x68x39mm	70.2
HLG-100H-54B	100W	54V	1.77A	1-10Vdc, PWM Resistance	93%	IP67	12 Ad.	220x68x39mm	70.2



7 Yıl Garanti

Metal Kasa
Fonksiyonel Tasarım

SMART Timer Dim
Programlanabilir

1-10 Vdc, PWM
Resistance
DIM

DALI Kontrol

IP65, IP67
Indoor, Outdoor



Ayarlanabilir Akım



Ayarlanabilir Voltaj

90-305 VAC
Giriş

PFC > 97

-40~+90°C
Çalışma Sıcaklığı

lifetime > 62000



7 Yıl Garanti

Metal Kasa
Fonksiyonel Tasarım

SMART Timer Dim
Programlanabilir

1-10 Vdc, PWM
Resistance
DIM

DALI Kontrol



IP65, IP67
Indoor, Outdoor



Ayarlanabilir Akım

Ayarlanabilir Voltaj

90-305 VAC
Giriş

PFC > 97

-40~+90°C
Çalışma Sıcaklığı

lifetime > 62000

www.koclasteknoloji.com

LED Power Supply & DRIVER



HLG-120 "Sabit Voltaj-120w"

HLG-120-V-AB	Güç	Vdc	Amp	Akım Ayar	Vdc Ayar	3 Dim Fonksiyon	Koli	Ayar ve Dim IP65	
								Boyut	Fiyat*USD
HLG-120H-12AB	120W	12V	10A	5-10A	10.8-13.5V	1-10Vdc, PWM Resistance	12 Ad.	220x68x39mm	72.5
HLG-120H-15AB	120W	15V	8A	4-8A	13.5-17V	1-10Vdc, PWM Resistance	12 Ad.	220x68x39mm	72.5
HLG-120H-20AB	120W	20V	6A	3-6A	17-22V	1-10Vdc, PWM Resistance	12 Ad.	220x68x39mm	72.5
HLG-120H-24AB	120W	24V	5A	2.5-5A	22-27V	1-10Vdc, PWM Resistance	12 Ad.	220x68x39mm	72.5
HLG-120H-30AB	120W	30V	4A	2-4A	27-33V	1-10Vdc, PWM Resistance	12 Ad.	220x68x39mm	72.5
HLG-120H-36AB	120W	36V	3.4A	1.7-3.4A	33-40V	1-10Vdc, PWM Resistance	12 Ad.	220x68x39mm	72.5
HLG-120H-42AB	120W	42V	2.9A	1.4-2.9A	38-46V	1-10Vdc, PWM Resistance	12 Ad.	220x68x39mm	72.5
HLG-120H-48AB	120W	48V	2.5A	1.2-2.5A	43-53V	1-10Vdc, PWM Resistance	12 Ad.	220x68x39mm	72.5
HLG-120H-54AB	120W	54V	2.3A	1.1-2.3A	49-58V	1-10Vdc, PWM Resistance	12 Ad.	220x68x39mm	72.5

HLG-120-V-A	Güç	Vdc	Amp	Akım Ayar	Vdc Ayar	IP	Koli	Ayarlanabilir	
								Boyut	Fiyat*USD
HLG-120H-12A	120W	12V	10A	5-10A	10.8-13.5V	IP65	12 Ad.	220x68x39mm	69.0
HLG-120H-15A	120W	15V	8A	4-8A	13.5-17V	IP65	12 Ad.	220x68x39mm	69.0
HLG-120H-20A	120W	20V	6A	3-6A	17-22V	IP65	12 Ad.	220x68x39mm	69.0
HLG-120H-24A	120W	24V	5A	2.5-5A	22-27V	IP65	12 Ad.	220x68x39mm	69.0
HLG-120H-30A	120W	30V	4A	2-4A	27-33V	IP65	12 Ad.	220x68x39mm	69.0
HLG-120H-36A	120W	36V	3.4A	1.7-3.4A	33-40V	IP65	12 Ad.	220x68x39mm	69.0
HLG-120H-42A	120W	42V	2.9A	1.4-2.9A	38-46V	IP65	12 Ad.	220x68x39mm	69.0
HLG-120H-48A	120W	48V	2.5A	1.2-2.5A	43-53V	IP65	12 Ad.	220x68x39mm	69.0
HLG-120H									

LED Power Supply & DRIVER



HLG-185 "Sabit Voltaj-185w"

HLG-185-V-A	Güç	Vdc	Amp	Akım Ayar	Vdc Ayar	IP	Koli	Boyut	Fiyat*USD*
HLG-185H-12A	160 W	12 V	13 A	6.5-13 A	10.8-13.5V	IP65	12 Ad.	228x68x39mm	75.1
HLG-185H-15A	175 W	15 V	11.5 A	5.75-11.5 A	13.5-17V	IP65	12 Ad.	228x68x39mm	75.1
HLG-185H-20A	185 W	20 V	9.3 A	4.65-9.3 A	17-22V	IP65	12 Ad.	228x68x39mm	75.1
HLG-185H-24A	185 W	24 V	7.8 A	3.9-7.8 A	22-27V	IP65	12 Ad.	228x68x39mm	75.1
HLG-185H-30A	185 W	30 V	6.2 A	3.1-6.2 A	27-33V	IP65	12 Ad.	228x68x39mm	75.1
HLG-185H-36A	185 W	36 V	5.2 A	2.6-5.2 A	33-40V	IP65	12 Ad.	228x68x39mm	75.1
HLG-185H-42A	185 W	42 V	4.4 A	2.2-4.4 A	38-46V	IP65	12 Ad.	228x68x39mm	75.1
HLG-185H-48A	185 W	48 V	3.9 A	1.95-3.9 A	43-53V	IP65	12 Ad.	228x68x39mm	75.1
HLG-185H-54A	185 W	54 V	3.45 A	1.72-3.45 A	49-58V	IP65	12 Ad.	228x68x39mm	75.1

HLG-185-V-B	Güç	Vdc	Amp	3Dim Fonksiyon	Verim	IP	Koli	Boyut	Fiyat*USD*
HLG-185H-12B	160 W	12 V	13 A	1-10Vdc, PWM Resistance	92%	IP67	12 Ad.	228x68x39mm	77.1
HLG-185H-15B	175 W	15 V	11.5 A	1-10Vdc, PWM Resistance	92%	IP67	12 Ad.	228x68x39mm	77.1
HLG-185H-20B	185 W	20 V	9.3 A	1-10Vdc, PWM Resistance	93%	IP67	12 Ad.	228x68x39mm	77.1
HLG-185H-24B	185 W	24 V	7.8 A	1-10Vdc, PWM Resistance	94%	IP67	12 Ad.	228x68x39mm	77.1
HLG-185H-30B	185 W	30 V	6.2 A	1-10Vdc, PWM Resistance	94%	IP67	12 Ad.	228x68x39mm	77.1
HLG-185H-36B	185 W	36 V	5.2 A	1-10Vdc, PWM Resistance	94%	IP67	12 Ad.	228x68x39mm	77.1
HLG-185H-42B	185 W	42 V	4.4 A	1-10Vdc, PWM Resistance	94%	IP67	12 Ad.	228x68x39mm	77.1
HLG-185H-48B	185 W	48 V	3.9 A	1-10Vdc, PWM Resistance	94%	IP67	12 Ad.	228x68x39mm	77.1
HLG-185H-54B	185 W	54 V	3.45 A	1-10Vdc, PWM Resistance	94%	IP67	12 Ad.	228x68x39mm	77.1

HLG-185 "Sabit Akım-185w"

HLG-185-C-A	Güç	Amp	Vdc Region	Akım Ayar	Verim	IP	Koli	Boyut	Fiyat*USD*
HLG-185H-C500A	200 W	500 mA	200-400V	250-500 mA	94%	IP65	12 Ad.	228x68x39mm	75.1
HLG-185H-C700A	200 W	700 mA	143-286V	350-700 mA	94%	IP65	12 Ad.	228x68x39mm	75.1
HLG-185H-C1050A	200 W	1050 mA	99-199V	525-1050 mA	94%	IP65	12 Ad.	228x68x39mm	75.1
HLG-185H-C1400A	200 W	1400 mA	71-143V	700-1400 mA	94%	IP65	12 Ad.	228x68x39mm	75.1

HLG-185-C-B	Güç	Amp	Vdc Region	3Dim Fonksiyon	Verim	IP	Koli	Boyut	Fiyat*USD*
HLG-185H-C500B	200 W	500 mA	200-400V	1-10Vdc, PWM Resistance	94%	IP67	12 Ad.	228x68x39mm	77.1
HLG-185H-C700B	200 W	700 mA	143-286V	1-10Vdc, PWM Resistance	94%	IP67	12 Ad.	228x68x39mm	77.1
HLG-185H-C1050B	200 W	1050 mA	99-199V	1-10Vdc, PWM Resistance	94%	IP67	12 Ad.	228x68x39mm	77.1
HLG-185H-C1400B	200 W	1400 mA	71-143V	1-10Vdc, PWM Resistance	94%	IP67	12 Ad.	228x68x39mm	77.1

HLG-240 "Sabit Voltaj-240w"

HLG-240-V-AB	Güç	Vdc	Amp	Akım Ayar	Vdc Ayar	3 Dim Fonksiyon	Koli	Boyut	Fiyat*USD*
HLG-240H-12AB	193 W	12 V	16 A	8-16 A	11.2-12.8V	1-10Vdc, PWM Resistance	12 Ad.	244x68x39mm	97.2
HLG-240H-15AB	225 W	15 V	15 A	7.5-15 A	14-16V	1-10Vdc, PWM Resistance	12 Ad.	244x68x39mm	97.2
HLG-240H-20AB	240 W	20 V	12 A	6-12 A	18.6-21.4V	1-10Vdc, PWM Resistance	12 Ad.	244x68x39mm	97.2
HLG-240H-24AB	240 W	24 V	10 A	5-10 A	22.4-25.6V	1-10Vdc, PWM Resistance	12 Ad.	244x68x39mm	97.2
HLG-240H-30AB	240 W	30 V	8 A	4-8 A	28-32V	1-10Vdc, PWM Resistance	12 Ad.	244x68x39mm	97.2
HLG-240H-36AB	240 W	36 V	6.7 A	3.3-6.7 A	33.5-38.5V	1-10Vdc, PWM Resistance	12 Ad.	244x68x39mm	97.2
HLG-240H-42AB	240 W	42 V	5.72 A	2.86-5.72 A	39-45V	1-10Vdc, PWM Resistance	12 Ad.	244x68x39mm	97.2
HLG-240H-48AB	240 W	48 V	5 A	2.5-5 A	44.8-51.2V	1-10Vdc, PWM Resistance	12 Ad.	244x68x39mm	97.2
HLG-240H-54AB	240 W	54 V	4.45 A	2.23-4.45 A	50-57V	1-10Vdc, PWM Resistance	12 Ad.	244x68x39mm	97.2

HLG-240-V-A	Güç	Vdc	Amp	Akım Ayar	Vdc Ayar	IP	Koli	Boyut	Fiyat*USD*
HLG-240H-12A	193 W	12 V	16 A	8-16 A	11.2-12.8V	IP65	12 Ad.	244x68x39mm	93.1
HLG-240H-15A	225 W	15 V	15 A	7.5-15 A	14-16V	IP65	12 Ad.	244x68x39mm	93.1
HLG-240H-20A	240 W	20 V	12 A	6-12 A	18.6-21.4V	IP65	12 Ad.	244x68x39mm	93.1
HLG-240H-24A	240 W	24 V	10 A	5-10 A	22.4-25.6V	IP65	12 Ad.	244x68x39mm	93.1
HLG-240H-30A	240 W	30 V	8 A	4-8 A	28-32V	IP65	12 Ad.	244x68x39mm	93.1
HLG-240H-36A	240 W	36 V	6.7 A	3.3-6.7 A	33.5-38.5V	IP65	12 Ad.	244x68x39mm	93.1
HLG-240H-42A	240 W	42 V	5.72 A	2.86-5.72 A	39-45V	IP65	12 Ad.	244x68x39mm	93.1
HLG-240H-48A	240 W	48 V	5 A	2.5-5 A	44.8-51.2V	IP65	12 Ad.	244x68x39mm	93.1
HLG-240H-54A	240 W	54 V	4.45 A	2.23-4.45 A	50-57V	IP65	12 Ad.	244x68x39mm	93.1

HLG-240-V-B	Güç	Vdc	Amp	3Dim Fonksiyon	Verim	IP	Koli	Boyut	Fiyat*USD*
HLG-240H-12B	193 W	12 V	16 A	1-10Vdc, PWM Resistance	90%	IP67	12 Ad.	244x68x39mm	95.7
HLG-240H-15B	225 W	15 V	15 A	1-10Vdc, PWM Resistance	90%	IP67	12 Ad.	244x68x39mm	95.7
HLG-240H-20B	240 W	20 V	12 A	1-10Vdc, PWM Resistance	92%	IP67	12 Ad.	244x68x39mm	95.7
HLG-240H-24B	240 W	24 V	10 A	1-10Vdc, PWM Resistance	93%	IP67	12 Ad.	244x68x39mm	95.7
HLG-240H-30B	240 W	30 V	8 A	1-10Vdc, PWM Resistance	93%	IP67	12 Ad.	244x68x39mm	95.7
HLG-240H-36B	240 W	36 V	6.7 A	1-10Vdc, PWM Resistance	93%	IP67	12 Ad.	244x68x39mm	95.7
HLG-240H-42B	240 W	42 V	5.72 A	1-10Vdc, PWM Resistance	93%	IP67	12 Ad.	244x68x39mm	95.7
HLG-240H-48B	240 W	48 V	5 A	1-10Vdc, PWM Resistance	93%	IP67	12 Ad.	244x68x39mm	95.7
HLG-240H-54B	240 W	54 V	4.45 A	1-10Vdc, PWM Resistance	94%	IP67	12 Ad.	244x68x39mm	95.7

HLG-240 "Sabit Akım-240w"

HLG-240-C-A	Güç	Amp	Vdc Region	Akım Ayar	Verim	IP	Koli	Boyut	Fiyat*USD*
HLG-240H-C700A	250 W	700 mA	178-357V	350-700 mA	94%	IP65	12 Ad.	244x68x39mm	93.1
HLG-240H-C1050A	250 W	1050 mA	119-239V	525-1050 mA	94%	IP65	12 Ad.	244x68x39mm	93.1
HLG-240H-C1400A	250 W	1400 mA	89-179V	700-1400 mA	94%	IP65	12 Ad.	244x68x39mm	93.1
HLG-240H-C1750A	250 W	1750 mA	71-143V	875-1750 mA	94%	IP65	12 Ad.	244x68x39mm	93.1
HLG-240H-C2100A	250 W	2100 mA	59-119V	1050-2100 mA	94%	IP65	12 Ad.	244x68x39mm	93.1

HLG-240-C-B	Güç	Amp	Vdc Region	3Dim Fonksiyon	Verim	IP	Koli	Boyut	Fiyat*USD*
HLG-240H-C700B	250 W	700 mA	178-357V	1-10Vdc, PWM Resistance	94%	IP67	12 Ad.	244x68x39mm	95.7
HLG-240H-C1050B	250 W	1050 mA	119-239V	1-10Vdc, PWM Resistance	94%	IP67	12 Ad.	244x68x39mm	95.7
HLG-240H-C1400B	250 W	1400 mA	89-179V	1-10Vdc, PWM Resistance	94%	IP67	12 Ad.	244x68x39mm	95.7
HLG-240H-C1750B	250 W	1750 mA	71-143V	1-10Vdc, PWM Resistance	94%	IP67	12 Ad.	244x68x39mm	95.7
HLG-240H-C2100B	250 W	2100 mA	59-119V	1-10Vdc, PWM Resistance	94%	IP67	12 Ad.	244x68x39mm	95.7



HLG-185H

7 Yil Garanti

Metal Kasa
Fonksiyonel Tasarım

SMART Timer Dim
Programlanabilir



HLG-185H-C

1-10 Vdc, PWM
Resistance
DIM

DALI Kontrol



HLG-240H

IP65, IP67
Indoor, Outdoor

Ayarlanabilir Akım

Ayarlanabilir Voltaj

90-305 VAC
Giriş

PFC > 97



HLG-240H-C

-40°~+90°C
Çalışma Sıcaklığı

lifetime > 62000



HLG-320H

7 Yil Garanti

Metal Kasa
Fonksiyonel Tasarım

SMART Timer Dim
Programlanabilir

0-10 Vdc, PWM
Resistance
DIM

DALI Kontrol

IP65, IP67
Indoor, Outdoor



HLG-320H-C

Ayarlanabilir Akım

Ayarlanabilir Voltaj

90-305 VAC
Giriş

PFC > 97

-40°~+90°C
Çalışma Sıcaklığı

lifetime > 62000



LED Power Supply & DRIVER

HLG-320 "Sabit Voltaj-320w"

HLG-320-V-AB	Güç	Vdc	Amp	Akım Ayar	Vdc Ayar	3 Dim Fonksiyon	Koli	Boyut	Fiyat*USD*
HLG-320H-12AB	265 W	12 V	22 A	11-22 A	10.8-13.5V	1-10Vdc, PWM Resistance	8 Ad.	252x90x44mm	140.7
HLG-320H-15AB	285 W	15 V	19 A	9.5-19 A	13.5-17V	1-10Vdc, PWM Resistance	8 Ad.	252x90x44mm	140.7
HLG-320H-20AB	300 W	20 V	15 A	7.5-15 A	17-22V	1-10Vdc, PWM Resistance	8 Ad.	252x90x44mm	140.7
HLG-320H-24AB	320 W	24 V	13.34 A	6.67-13.34 A	21-26V	1-10Vdc, PWM Resistance	8 Ad.	252x90x44mm	140.7
HLG-320H-30AB	320 W	30 V	10.7 A	5.35-10.7 A	26-32V	1-10Vdc, PWM Resistance	8 Ad.	252x90x44mm	140.7
HLG-320H-36AB	320 W	36 V	8.9 A	4.45-8.9 A	32-39V	1-10Vdc, PWM Resistance	8 Ad.	252x90x44mm	140.7
HLG-320H-42AB	320								

LED Power Supply & DRIVER



HLG-480 "Sabit Voltaj-480w"

HLG-480-V-AB	Güç	Vdc	Amp	Akım Ayar	Vdc Ayar	3 Dim Fonksiyon	Koli	Ayar ve Dim IP65	Boyut	Fiyat*USD
HLG-480H-24AB	480 W	24 V	20 A	10-20 A	20.4-25.2V	0-10Vdc PWM Resistance	4 Ad.		262x125x44mm	223.3
HLG-480H-30AB	480 W	30 V	16 A	8-16 A	25.5-31.5V	0-10Vdc PWM Resistance	4 Ad.		262x125x44mm	223.3
HLG-480H-36AB	480 W	36 V	13.3 A	6.6-13.3 A	30.6-37.8V	0-10Vdc PWM Resistance	4 Ad.		262x125x44mm	223.3
HLG-480H-42AB	480 W	42 V	11.4 A	5.7-11.4 A	35.7-44.1V	0-10Vdc PWM Resistance	4 Ad.		262x125x44mm	223.3
HLG-480H-48AB	480 W	48 V	10 A	5-10 A	40.8-50.4V	0-10Vdc PWM Resistance	4 Ad.		262x125x44mm	223.3
HLG-480H-54AB	480 W	54 V	8.9 A	4.4-8.9 A	45.9-56.7V	0-10Vdc PWM Resistance	4 Ad.		262x125x44mm	223.3

Ayarlanabilir

HLG-480-V-A	Güç	Vdc	Amp	Akım Ayar	Vdc Ayar	IP	Koli	Boyut	Fiyat*USD
HLG-480H-24A	480 W	24 V	20 A	10-20 A	20.4-25.2V	IP65	4 Ad.	262x125x44mm	207.4
HLG-480H-30A	480 W	30 V	16 A	8-16 A	25.5-31.5V	IP65	4 Ad.	262x125x44mm	207.4
HLG-480H-36A	480 W	36 V	13.3 A	6.6-13.3 A	30.6-37.8V	IP65	4 Ad.	262x125x44mm	207.4
HLG-480H-42A	480 W	42 V	11.4 A	5.7-11.4 A	35.7-44.1V	IP65	4 Ad.	262x125x44mm	207.4
HLG-480H-48A	480 W	48 V	10 A	5-10 A	40.8-50.4V	IP65	4 Ad.	262x125x44mm	207.4
HLG-480H-54A	480 W	54 V	8.9 A	4.4-8.9 A	45.9-56.7V	IP65	4 Ad.	262x125x44mm	207.4

Dimedilebilir

HLG-480-V-B	Güç	Vdc	Amp	3Dim Fonksiyon	Verim	IP	Koli	Boyut	Fiyat*USD
HLG-480H-24B	480 W	24 V	20 A	0-10Vdc PWM Resistance	94%	IP67	4 Ad.	262x125x44mm	221.9
HLG-480H-30B	480 W	30 V	16 A	0-10Vdc PWM Resistance	95%	IP67	4 Ad.	262x125x44mm	221.9
HLG-480H-36B	480 W	36 V	13.3 A	0-10Vdc PWM Resistance	95%	IP67	4 Ad.	262x125x44mm	221.9
HLG-480H-42B	480 W	42 V	11.4 A	0-10Vdc PWM Resistance	95%	IP67	4 Ad.	262x125x44mm	221.9
HLG-480H-48B	480 W	48 V	10 A	0-10Vdc PWM Resistance	95%	IP67	4 Ad.	262x125x44mm	221.9
HLG-480H-54B	480 W	54 V	8.9 A	0-10Vdc PWM Resistance	95%	IP67	4 Ad.	262x125x44mm	221.9

HLG-480 "Sabit Akım-480w"

HLG-480-C-A	Güç	Amp	Vdc Region	Akım Ayar	Verim	IP	Koli	Boyut	Fiyat*USD
HLG-480H-C1400A	480 W	1400 mA	171-343V	700-1400 mA	96%	IP65	4 Ad.	262x125x44mm	207.4
HLG-480H-C1750A	480 W	1750 mA	137-274V	875-1750 mA	96%	IP65	4 Ad.	262x125x44mm	207.4
HLG-480H-C2100A	480 W	2100 mA	114-229V	1050-2100 mA	96%	IP65	4 Ad.	262x125x44mm	207.4
HLG-480H-C2800A	480 W	2800 mA	85-171V	1400-2800 mA	96%	IP65	4 Ad.	262x125x44mm	207.4
HLG-480H-C3500A	480 W	3500 mA	68-137V	1750-3500 mA	96%	IP65	4 Ad.	262x125x44mm	207.4

Dimedilebilir

HLG-480-C-B	Güç	Amp	Vdc Region	3 Dim Fonksiyon	Verim	IP	Koli	Boyut	Fiyat*USD
HLG-480H-C1400B	480 W	1400 mA	171-343V	0-10Vdc PWM Resistance	96%	IP67	4 Ad.	262x125x44mm	221.9
HLG-480H-C1750B	480 W	1750 mA	137-274V	0-10Vdc PWM Resistance	96%	IP67	4 Ad.	262x125x44mm	221.9
HLG-480H-C2100B	480 W	2100 mA	114-229V	0-10Vdc PWM Resistance	96%	IP67	4 Ad.	262x125x44mm	221.9
HLG-480H-C2800B	480 W	2800 mA	85-171V	0-10Vdc PWM Resistance	96%	IP67	4 Ad.	262x125x44mm	221.9
HLG-480H-C3500B	480 W	3500 mA	68-137V	0-10Vdc PWM Resistance	96%	IP67	4 Ad.	262x125x44mm	221.9

Programlanabilir

HLG-480-C-D2	Güç	Amp	Vdc Region	Smart Timer Dim	Verim	IP	Koli	Boyut	Fiyat*USD
HLG-480H-C1400D2	480 W	1400 mA	171-343V	Programlanabilir	96%	IP67	4 Ad.	262x125x44mm	229.1
HLG-480H-C1750D2	480 W	1750 mA	137-274V	Programlanabilir	96%	IP67	4 Ad.	262x125x44mm	229.1
HLG-480H-C2100D2	480 W	2100 mA	114-229V	Programlanabilir	96%	IP67	4 Ad.	262x125x44mm	229.1
HLG-480H-C2800D2	480 W	2800 mA	85-171V	Programlanabilir	96%	IP67	4 Ad.	262x125x44mm	229.1
HLG-480H-C3500D2	480 W	3500 mA	68-137V	Programlanabilir	96%	IP67	4 Ad.	262x125x44mm	229.1

HLG-600 "Sabit Voltaj-600w"

HLG-600-V-A	Güç	Vdc	Amp	Akım Ayar	Vdc Ayar	IP	Koli	Boyut	Fiyat*USD
HLG-600H-12A	600 W	12 V	40 A	20-40 A	10.2-12.0V	IP65	4 Ad.	293x144x49mm	272.6
HLG-600H-15A	600 W	15 V	36 A	18-36 A	12.7-15.0V	IP65	4 Ad.	293x144x49mm	272.6
HLG-600H-20A	600 W	20 V	28 A	14-28 A	17-21V	IP65	4 Ad.	293x144x49mm	272.6
HLG-600H-24A	600 W	24 V	25 A	12.5-25 A	20.4-25.2V	IP65	4 Ad.	293x144x49mm	272.6
HLG-600H-30A	600 W	30 V	20 A	10-20 A	25.5-31.5V	IP65	4 Ad.	293x144x49mm	272.6
HLG-600H-36A	600 W	36 V	16.7 A	8.3-16.7 A	30.6-37.8V	IP65	4 Ad.	293x144x49mm	272.6
HLG-600H-42A	600 W	42 V	14.3 A	7.1-14.3 A	35.7-44.1V	IP65	4 Ad.	293x144x49mm	272.6
HLG-600H-48A	600 W	48 V	12.5 A	6.2-12.5 A	40.8-50.4V	IP65	4 Ad.	293x144x49mm	272.6
HLG-600H-54A	600 W	54 V	11.2 A	5.6-11.2 A	45.9-56.7V	IP65	4 Ad.	293x144x49mm	272.6

Dimedilebilir

HLG-600-V-B	Güç	Vdc	Amp	3Dim Fonksiyon	Verim	IP	Koli	Boyut	Fiyat*USD
HLG-600H-12B	600 W	12 V	40 A	0-10Vdc PWM Resistance	92%	IP67	4 Ad.	293x144x49mm	278.4
HLG-600H-15B	600 W	15 V	36 A	0-10Vdc PWM Resistance	94%	IP67	4 Ad.	293x144x49mm	278.4
HLG-600H-20B	600 W	20 V	28 A	0-10Vdc PWM Resistance	95%	IP67	4 Ad.	293x144x49mm	278.4
HLG-600H-24B	600 W	24 V	25 A	0-10Vdc PWM Resistance	95%	IP67	4 Ad.	293x144x49mm	278.4
HLG-600H-30B	600 W	30 V	20 A	0-10Vdc PWM Resistance	95%	IP67	4 Ad.	293x144x49mm	278.4
HLG-600H-36B	600 W	36 V	16.7 A	0-10Vdc PWM Resistance	95%	IP67	4 Ad.	293x144x49mm	278.4
HLG-600H-42B	600 W	42 V	14.3 A	0-10Vdc PWM Resistance	96%	IP67	4 Ad.	293x144x49mm	278.4
HLG-600H-48B	600 W	48 V	12.5 A	0-10Vdc PWM Resistance	96%	IP67	4 Ad.	293x144x49mm	278.4
HLG-600H-54B	600 W	54 V	11.2 A	0-10Vdc PWM Resistance	96%	IP67	4 Ad.	293x144x49mm	278.4



HLG-480H

7 Yil Garanti

Metal Kasa
Fonksiyonel Tasarım

SMART Timer Dim
Programlanabilir

0-10 Vdc,PWM
Resistance
DIM



HLG-480H-C

DALI Kontrol

IP65, IP67
Indoor, Outdoor

Ayarlanabilir Akım

Ayarlanabilir Voltaj



HLG-600H

90-305 VAC
Giris

PFC > 97

-40°~+90°C
Çalışma Sıcaklığı

lifetime > 62000



APV-8



APV-12



APV-16



APV-25



APV-35



LPH-18



LPV-20



LPV-35



LPV-60



LPV-100



LPV-150

www.kocstasteknoloji.com

LED Power Supply & DRIVER



APV Serisi

Model	Güç	Vdc	Amp	Tol	Verim	IP	Koli	Boyut	Fiyat*USD
APV-8-05	7 W	5 V	1.40 A	± %5	%74	IP42	144 Ad.	60x30x24mm	7.3
APV-8-12	8 W	12 V	0.67 A	± %5	%80	IP42	144 Ad.	60x30x24mm	6.9
APV-8-24	8 W	24 V	0.34 A	± %5	%81	IP42	144 Ad.	60x30x24mm	6.9
APV-12-05	10 W	5 V	2.00 A	± %5	%76	IP42	120 Ad.	77x40x29mm	9.0
APV-12-12	12 W	12 V	1.00 A	± %5	%82	IP42	120 Ad.	77x40x29mm	8.2
APV-12-15	12 W	15 V	0.80 A	± %5	%82	IP42	120 Ad.	77x40x29mm	8.0
APV-12-24	12 W	24 V	0.50 A	± %5	%84	IP42	120 Ad.	77x40x29mm	8.2
APV-16-05	13 W	5 V	2.60 A	± %5	%76	IP42	120 Ad.	77x40x29mm	9.2
APV-16-12	15 W	12 V	1.25 A	± %5	%80	IP42	120 Ad.	77x40x29mm	8.4
APV-16-15	15 W	15 V	1.00 A	± %5	%81	IP42	120 Ad.	77x40x29mm	9.2
APV-16-24	16 W	24 V	0.67 A	± %5	%83	IP42	120 Ad.	77x40x29mm	8.4
APV-25-05	18 W	5 V	3.50 A	± %5	%76	IP42	72 Ad.	84x57x30mm	15.7
APV-25-12	25 W	12 V	2.10 A	± %5	%82	IP42	72 Ad.	84x57x30mm	13.8
APV-25-15	25 W	15 V	1.68 A	± %5	%83	IP42	72 Ad.	84x57x30mm	15.7
APV-25-24	25 W	24 V	1.05 A	± %5	%83	IP42	72 Ad.	84x57x30mm	13.8
APV-25-36	25 W	36 V	0.70 A	± %5	%84	IP42	72 Ad.	84x57x30mm	15.7
APV-35-05	25 W	5 V	5.00 A	± %5	%77	IP42	72 Ad.	84x57x30mm	17.4
APV-35-12	36 W	12 V	3.00 A	± %5	%83	IP42	72 Ad.	84x57x30mm	15.4
APV-35-15	36 W	15 V	2.40 A	± %5	%84	IP42	72 Ad.	84x57x30mm	17.4
APV-35-24	36 W	24 V	1.50 A	± %5					

LED Power Supply & DRIVER

APC Serisi



Sabit Akım
Ekonomik

Model	Güç	Vdc	Amp	Verim	IP	Koli	Boyut	Fiyat "USD"
APC-8-250	8 W	16-32 V	250mA	%83	IP42	144 Ad.	60x30x24mm	6.9
APC-8-350	8 W	11-23 V	350mA	%82	IP42	144 Ad.	60x30x24mm	6.9
APC-8-500	8 W	8-16 V	500mA	%81	IP42	144 Ad.	60x30x24mm	6.9
APC-8-700	8 W	6-11 V	700mA	%80	IP42	144 Ad.	60x30x24mm	6.9
APC-12-350	12 W	9-36 V	350mA	%82	IP42	120 Ad.	77x40x29mm	7.8
APC-12-700	12 W	9-18 V	700mA	%80	IP42	120 Ad.	77x40x29mm	7.8
APC-16-350	16 W	12-48 V	350mA	%84	IP42	120 Ad.	77x40x29mm	8.3
APC-16-700	16 W	9-24 V	700mA	%83	IP42	120 Ad.	77x40x29mm	8.3
APC-25-350	25 W	25-70 V	350mA	%83	IP42	72 Ad.	84x57x30mm	14.2
APC-25-500	25 W	15-60 V	500mA	%83	IP42	72 Ad.	84x57x30mm	14.2
APC-25-700	25 W	11-36 V	700mA	%83	IP42	72 Ad.	84x57x30mm	14.2
APC-25-1050	25 W	9-24 V	1050mA	%83	IP42	72 Ad.	84x57x30mm	14.2
APC-35-350	35 W	28-100 V	350mA	%84	IP42	72 Ad.	84x57x30mm	15.8
APC-35-500	35 W	25-70 V	500mA	%84	IP42	72 Ad.	84x57x30mm	15.8
APC-35-700	35 W	15-60 V	700mA	%84	IP42	72 Ad.	84x57x30mm	15.8
APC-35-1050	35 W	11-33 V	1050mA	%84	IP42	72 Ad.	84x57x30mm	15.8

LPC Serisi



Sabit Akım
Ekonomik

Model	Güç	Vdc	Amp	Verim	IP	Koli	Boyut	Fiyat "USD"
LPHC-18-350	17 W	8-48 V	350mA	%80	IP67	70 Ad.	140x30x22mm	9.4
LPHC-18-700	18 W	6-25 V	700mA	%80	IP67	70 Ad.	140x30x22mm	9.4
LPC-20-350	17 W	9-48 V	350mA	%83	IP67	60 Ad.	118x35x26mm	12.8
LPC-20-700	20 W	9-30 V	700mA	%83	IP67	60 Ad.	118x35x26mm	12.8
LPC-35-700	34 W	9-48 V	700mA	%85	IP67	40 Ad.	148x40x30mm	17.1
LPC-35-1050	32 W	9-30 V	1050mA	%85	IP67	40 Ad.	148x40x30mm	17.1
LPC-35-1400	34 W	9-24 V	1400mA	%85	IP67	40 Ad.	148x40x30mm	17.1
LPC-60-1050	50 W	9-48 V	1050mA	%87	IP67	32 Ad.	163x43x32mm	18.5
LPC-60-1400	59 W	9-42 V	1400mA	%85	IP67	32 Ad.	163x43x32mm	18.5
LPC-60-1750	60 W	9-34 V	1750mA	%87	IP67	32 Ad.	163x43x32mm	19.0
LPC-100-350	100 W	143-280 V	350mA	%90	IP67	20 Ad.	190x52x37mm	34.2
LPC-100-500	100 W	100-200 V	500mA	%90	IP67	20 Ad.	190x52x37mm	34.2
LPC-100-700	100 W	72-143 V	700mA	%90	IP67	20 Ad.	190x52x37mm	34.2
LPC-100-1050	100 W	48-96 V	1050mA	%90	IP67	20 Ad.	190x52x37mm	34.2
LPC-100-1400	100 W	36-72 V	1400mA	%90	IP67	20 Ad.	190x52x37mm	34.2
LPC-100-1750	100 W	29-58 V	1750mA	%90	IP67	20 Ad.	190x52x37mm	34.2
LPC-100-2100	100 W	24-48 V	2100mA	%90	IP67	20 Ad.	190x52x37mm	34.2
LPC-150-350	150 W	215-430 V	350mA	%90	IP67	20 Ad.	191x63x38mm	46.8
LPC-150-500	150 W	150-300 V	500mA	%90	IP67	20 Ad.	191x63x38mm	46.8
LPC-150-700	150 W	107-215 V	700mA	%90	IP67	20 Ad.	191x63x38mm	46.8
LPC-150-1050	150 W	72-144 V	1050mA	%90	IP67	20 Ad.	191x63x38mm	46.8
LPC-150-1400	150 W	54-108 V	1400mA	%90	IP67	20 Ad.	191x63x38mm	46.8
LPC-150-1750	150 W	43-86 V	1750mA	%90	IP67	20 Ad.	191x63x38mm	46.8
LPC-150-2100	150 W	36-72 V	2100mA	%90	IP67	20 Ad.	191x63x38mm	46.8
LPC-150-2450	150 W	31-62 V	2450mA	%90	IP67	20 Ad.	191x63x38mm	46.8
LPC-150-2800	150 W	27-54 V	2800mA	%90	IP67	20 Ad.	191x63x38mm	46.8
LPC-150-3150	150 W	24-48 V	3150mA	%90	IP67	20 Ad.	191x63x38mm	46.8



APC-8



APC-12



APC-16



APC-25



APC-35



LPHC-18



LPC-20



LPC-35



LPC-60



LPC-100

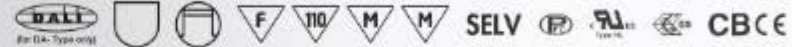


LPC-150

www.kocasteknoloji.com



LDC - Serisi (Linear Led Driver)



Model	LDC-35	LDC-55	LDC-80
Output Power	35W	55W	80W
Output Current	300-1000mA	500-1600mA	700-2100mA
Output Voltage	27-56 V	27-56 V	27-56 V
Input Voltage	180 ~ 295VAC		
Power Factor	PF≥0.95/230VAC, @load 50 %		
Total Harmonic Dist.	THD<10%(@load 50%/230VAC)		
Working Temp.	Tcase = -25° ~ +85°C (LDC80)		
Max. Case Temp.	Tcase = +90°C		
Size	280*30*21 mm	320*30*21 mm	360*30*21 mm



DALI - PWM Çevirici

- 80 adet led driver bir DAP-04 ile kontrol edilebilir.
- 4 Kanal DALI adreslenebilir.
- DALI standards (IEC62386-101, 102,207)
- Dim aralığı : %1-100
- Push-Dim Fonksiyonlu
- On-Off için Relay

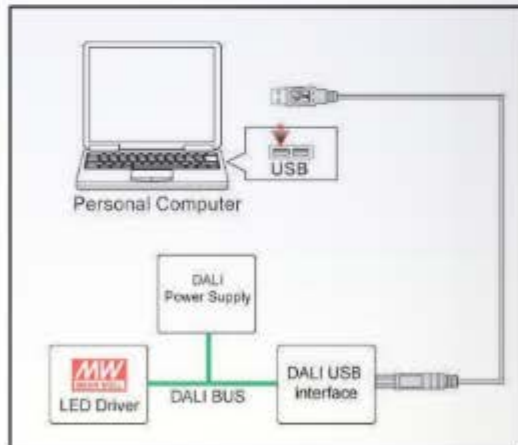
LCM series

25~60W Plastic Case with PFC

Features

- Constant current mode
- LCM-25(DA): 180~277VAC input only
LCM-40(DA)/60(DA): 180~295VAC input only
- Multiple-stage output current level selectable by DIP switch
- No load power consumption <0.5W (LCM-25/25DA/40DA/60DA)
No load power consumption <1W (LCM-40/60)
- Class II power unit, no FG.
- Built-in 3 in 1 dimming function, 0~10VDC, PWM signal, or resistance (non DA-Type)
- Built-in DALI interface and push dimming function (DA-Type)
- 12V/50mA auxiliary output for LCM-40/60 (optional for LCM-40DA/60DA)
- Temperature compensation function by external NTC (40W/60W only)
- Power supplies synchronization function up to 10 units
- Suitable for indoor LED lighting applications
- Protections: Short circuit / Over voltage (40W/60W only) / Over temp.
- 3 years warranty

	INPUT		OUTPUT		LCM-25(DA)	LCM-40(DA) / 60(DA)
	25W/40W/60W	25W	40W/60W	40W/60W		
Non-DA Type						
DA Type						



Method 1: Third party software

Figure 1 shows a simple DALI system. The DALI USB interface device is used to control and change parameter of the connected DALI LED driver. An external power supply for powering the DALI BUS is presented because most of DALI USB interface has no built-in DALI power supply. After installation of program by third party, the software with graphical interface can act as DALI controller and send the DALI command from the computer to the LED driver via USB interface. The step is as follow: First identify the driver connected on the BUS. Select the corresponding driver and change the tab from "Basic configuration" to "LED" tab. Change the logarithmic to linear and save it into the memory of driver. Now the driver is set to linear dimming curve.



www.koclasteknoloji.com

LED Power Supply & DRIVER

FDL Serisi "Metal Kasa"

Sabit Akım Ayarlanabilir

Model	Güç	Vdc Region	Amp	IP	Akım Ayarlanabilir	Active PFC	Fan Çıkış	Koli	Boyut	Fiyat "USD"
FDL-65-1560	65 W	25.2~42 Vdc	1500mA	IP65	770~1550mA	Pf>95	-	24 Ad.	151x53x32mm	33.6
FDL-65-1800	65 W	21.8~36 Vdc	1800mA	IP65	900~1800mA	Pf>95	-	24 Ad.	151x53x32mm	33.6

FDLC Serisi "Constant Power Mode"

Sabit Akım Constant Power Mode

Model	Güç	Vdc Region	Amp	IP	Amp Region	Active PFC	Koli	Boyut	Fiyat "USD"
FDLC-80	80 W	30~54 Vdc	2100mA	IP67	1000~2100mA	Pf>95	24 Ad.	151x53x32mm	38.9
FDLC-100	100 W	30~54 Vdc	3000mA	IP67	1300~3000mA	Pf>95	24 Ad.	180x63x33mm	43.4

IDLC Serisi "Plastik Kasa"

Sabit Akım Dimedilebilir

Model	Güç	Vdc Region	Sabit Amp	IP	Dimedilebilir	Active PFC	Fan Çıkış	Koli	Boyut	Fiyat "USD"
IDLC-25-350	25 W	45~70 Vdc	350mA	IP20	0~10Vdc PWM	Pf>92	-	83 Ad.	110x75x22mm	24.1
IDLC-25-500	25 W	35~55 Vdc	500mA	IP20	0~10Vdc PWM	Pf>92	-	63 Ad.	110x75x22mm	24.1
IDLC-25-700	25 W	25~36 Vdc	700mA	IP20	0~10Vdc PWM	Pf>92	-	63 Ad.	110x75x22mm	24.1
IDLC-25-1050	25 W	17~24 Vdc	1050mA	IP20	0~10Vdc PWM	Pf>92	-	63 Ad.	110x75x22mm	24.1
IDLC-25A-350	25 W	45~70 Vdc	350mA	IP20	0~10Vdc PWM	Pf>92	var	63 Ad.	110x75x22mm	24.9
IDLC-25A-500	25 W	35~55 Vdc	500mA	IP20	0~10Vdc PWM	Pf>92	var	63 Ad.	110x75x22mm	24.9
IDLC-25A-700	25 W	25~36 Vdc	700mA	IP20	0~10Vdc PWM	Pf>92	var	63 Ad.	110x75x22mm	24.9
IDLC-25A-1050	25 W	17~24 Vdc	1050mA	IP20	0~10Vdc PWM	Pf>92	var	63 Ad.	110x75x22mm	24.9
IDLC-45-350	33 W	57~85 Vdc	350mA	IP20	0~10Vdc PWM	Pf>92	-	54 Ad.	120x75x25mm	27.6
IDLC-45-500	45 W	54~80 Vdc	500mA	IP20	0~10Vdc PWM	Pf>92	-	54 Ad.	120x75x25mm	27.6
IDLC-45-700	45 W	38~64 Vdc	700mA	IP20	0~10Vdc PWM	Pf>92	-	54 Ad.	120x75x25mm	27.6
IDLC-45-1050	45 W	26~43 Vdc	1050mA	IP20	0~10Vdc PWM	Pf>92	-	54 Ad.	120x75x25mm	27.6
IDLC-45-1400	45 W	19~32 Vdc	1400mA	IP20	0~10Vdc PWM	Pf>92	-	54 Ad.	120x75x25mm	27.6
IDLC-45A-350	33 W	57~85 Vdc	350mA	IP20	0~10Vdc PWM	Pf>92	var	54 Ad.	120x75x25mm	29.0
IDLC-45A-500	45 W	54~80 Vdc	500mA	IP20	0~10Vdc PWM	Pf>92	var	54 Ad.	120x75x25mm	29.0
IDLC-45A-700	45 W	38~64 Vdc	700mA	IP20	0~10Vdc PWM	Pf>92	var	54 Ad.	120x75x25mm	29.0
IDLC-45A-1050	45 W	26~43 Vdc	1050mA	IP20	0~10Vdc PWM	Pf>92	var	54 Ad.	120x75x25mm	29.0
IDLC-45A-1400	45 W	19~32 Vdc	1400mA	IP20	0~10Vdc PWM	Pf>92	var	54 Ad.	120x75x25mm	29.0
IDLC-65-700	65 W	60~90 Vdc	700mA	IP20	0~10Vdc PWM	Pf>95	-	54 Ad.	130x75x25mm	30.5
IDLC-65-1050	65 W	46~62 Vdc	1050mA	IP20	0~10Vdc PWM	Pf>95	-	54 Ad.	130x75x25mm	30.5
IDLC-65-1400	65 W	34~46 Vdc	1400mA	IP20	0~10Vdc PWM	Pf>95	-	54 Ad.	130x75x25mm	30.5
IDLC-65-1750	65 W	27~36 Vdc	1750mA	IP20	0~10Vdc PWM	Pf>95	-	54 Ad.	130x75x25mm	30.5
IDLC-65A-700	65 W	60~90 Vdc	700mA	IP20	0~10Vdc PWM	Pf>95	var	54 Ad.	130x75x25mm	31.9
IDLC-65A-1050	65 W	46~62 Vdc	1050mA	IP20	0~10Vdc PWM	Pf>95	var	54 Ad.	130x75x25mm	31.9
IDLC-65A-1400	65 W	34~46 Vdc	1400mA	IP20	0~10Vdc PWM	Pf>95	var	54 Ad.	130x75x25mm	31.9
IDLC-65A-1750	65 W	27~36 Vdc	1750mA	IP20	0~10Vdc PWM	Pf>95	var	54 Ad.	130x75x25mm	31.9

ODLC Serisi "Plastik Kasa"

Sabit Akım Dimedilebilir

Model	Güç	Vdc Region	Sabit Amp	IP	Dimedilebilir	Active PFC	Fan Çıkış	Koli	Boyut	Fiyat "USD"
ODLC-45-350	33 W	57~85 Vdc	350mA	IP67	0~10Vdc PWM	Pf>92	-	24 Ad.	111x77x29mm	30.5
ODLC-45-500	45 W	54~80 Vdc	500mA	IP67	0~10Vdc PWM	Pf>92	-	24 Ad.	111x77x29mm	30.5
ODLC-45-700	45 W	38~64 Vdc	700mA	IP67	0~10Vdc PWM	Pf>92	-	24 Ad.	111x77x29mm	30.5
ODLC-45-1050	45 W	26~43 Vdc	1050mA	IP67	0~10Vdc PWM	Pf>92	-	24 Ad.	111x77x29mm	30.5
ODLC-45-1400	45 W	19~32 Vdc	1400mA	IP67	0~10Vdc PWM	Pf>92	-	24 Ad.	111x77x29mm	30.5
ODLC-45A-350	33 W	57~85 Vdc	350mA	IP67	0~10Vdc PWM	Pf>92	var	24 Ad.	111x77x29mm	31.9
ODLC-45A-500	45 W	54~80 Vdc	500mA	IP67	0~10Vdc PWM	Pf>92	var	24 Ad.	111x77x29mm	31.9
ODLC-45A-700	45 W	38~64 Vdc	700mA	IP67	0~10Vdc PWM	Pf>92	var	24 Ad.	111x77x29mm	31.9
ODLC-45A-1050	45 W	26~43 Vdc	1050mA	IP67	0~10Vdc PWM	Pf>92	var	24 Ad.	111x77x29mm	31.9
ODLC-45A-1400	45 W	19~32 Vdc	1400mA	IP67	0~10Vdc PWM	Pf>92	var	24 Ad.	111x77x29mm	31.9
ODLC-65-700	65 W	60~90 Vdc	700mA	IP67	0~10Vdc PWM	Pf>95	-	24 Ad.	121x77x29mm	33.4
ODLC-65-1050	65 W	46~62 Vdc	1050mA	IP67	0~10Vdc PWM	Pf>95	-	24 Ad.	121x77x29mm	33.4
ODLC-65-1400	65 W	34~46 Vdc	1400mA	IP67	0~10Vdc PWM	Pf>95	-	24 Ad.	121x77x29mm	33.4
ODLC-65-1750	65 W	27~36 Vdc	1750mA	IP67	0~10Vdc PWM	Pf>95	-	24 Ad.	121x77x29mm	33.4
ODLC-65A-700	65 W	60~90 Vdc	700mA	IP67	0~10Vdc PWM	Pf>95	var	24 Ad.	121x77x29mm	34.8
ODLC-65A-1050	65 W	46~62 Vdc	1050mA	IP67	0~10Vdc PWM	Pf>95	var	24 Ad.	121x77x29mm	34.8
ODLC-65A-1400	65 W	34~46 Vdc	1400mA	IP67	0~10Vdc PWM	Pf>95	var	24 Ad.	121x77x29mm	34.8
ODLC-65A-1750	65 W	27~36 Vdc	1750mA	IP67	0~10Vdc PWM	Pf>95	var	24 Ad.	121x77x29mm	34.8

LED Power Supply & DRIVER

LCM / LCM-DA Serisi

Model	Güç	Akım Aralığı	Dimming	Koli	Boyut	Fiyat "USD"
LCM-25	25 W	350-1050mA	0-10V, PWM, Resistance	72 Ad.	105x68x23mm	32.4
LCM-40	40 W	350-1050mA	0-10V, PWM, Resistance	54 Ad.	124x82x23mm	39.6
LCM-60	60 W	500-1400mA	0-10V, PWM, Resistance	54 Ad.	124x82x23mm	43.5
LCM-25DA	25 W	350-1050mA	DALI arayüz, Push Dim	72 Ad.	105x68x23mm	40.5
LCM-40DA	40 W	350-1050mA	DALI arayüz, Push Dim	54 Ad.	124x82x23mm	47.4
LCM-60DA	60 W	500-1400mA	DALI arayüz, Push Dim	54 Ad.	124x82x23mm	51.6

Dimedilebilir
Seçilebilir Sabit Akım



LCM / LCM-DA Serisi Özellikler

- * Seçilebilir sabit akım
- * 180-295 AC ya da 254-417 DC giriş
- * Aktif PFC (PF=98)
- * Full izole plastik kasa
- * IP20 Dizayn
- * LCM modelde 0-10 Vdc, PWM dimming
- * LCM-DA modelde DALI ve Push Dimming
- * Çalışma Sıcaklığı: -30→+60
- * Senkronize çalışma (Max:10 ad)

Seçilebilir Akım-Voltaj Aralıkları

LCM-25/LCM-25DA	LCM-40/LCM-40DA	LCM-60/LCM-60DA
350 mA 6-54 Vdc	350 mA 2-100 Vdc	500 mA 2-90 Vdc
500 mA 6-50 Vdc	500 mA 2-80 Vdc	600 mA 2-90 Vdc
600 mA 6-42 Vdc	600 mA 2-67 Vdc	700 mA 2-86 Vdc
700 mA 6-36 Vdc	700 mA 2-57 Vdc	900 mA 2-67 Vdc
900 mA 6-28 Vdc	900 mA 2-45 Vdc	1050 mA 2-57 Vdc
1050 mA 6-24 Vdc	1050 mA 2-40 Vdc	1400 mA 2-42 Vdc

PLM-E Serisi Step Dim (PLM-40E Modelde)

Model	Güç	Vdc	Amp	PFC	Verim	IP30	Koli	Boyut	Fiyat "USD"
PLM-12E-350	12 W	22-36 Vdc	350mA	Active PFC	%84	IP30	60 Ad.	145x38x22mm	16.0
PLM-12E-500	12 W	15-24 Vdc	500mA	Active PFC	%83	IP30	60 Ad.	145x38x22mm	16.0
PLM-12E-700	12 W	11-18 Vdc	700mA	Active PFC	%82	IP30	60 Ad.	145x38x22mm	16.0
PLM-12E-1050	12 W	7-12 Vdc	1050mA	Active PFC	%78	IP30	60 Ad.	145x38x22mm	16.0
PLM-25E-350	25 W	42-72 Vdc	350mA	Active PFC	%86	IP30	60 Ad.	145x38x22mm	16.3
PLM-25E-500	25 W	30-50 Vdc	500mA	Active PFC	%85	IP30	60 Ad.	145x38x22mm	16.3
PLM-25E-700	25 W	21-36 Vdc	700mA	Active PFC	%85	IP30	60 Ad.	145x38x22mm	16.3
PLM-25E-1050	25 W	14-24 Vdc	1050mA	Active PFC	%82	IP30	60 Ad.	145x38x22mm	16.3
PLM-40E-350	37 W	53-105 Vdc	350mA	Active PFC	%88	IP30	60 Ad.	175x42x24mm	21.8
PLM-40E-500	40 W	40-80 Vdc	500mA	Active PFC	%88	IP30	60 Ad.	175x42x24mm	21.8
PLM-40E-700	40 W	29-57 Vdc	700mA	Active PFC	%87	IP30	60 Ad.	175x42x24mm	21.8
PLM-40E-1050	40 W	19-38 Vdc	1050mA	Active PFC	%87	IP30	60 Ad.	175x42x24mm	21.8
PLM-40E-1400	40 W	15-29 Vdc	1400mA	Active PFC	%86	IP30	60 Ad.	175x42x24mm	21.8
PLM-40E-1750	40 W	12-23 Vdc	1750mA	Active PFC	%86	IP30	60 Ad.	175x42x24mm	21.8

ANALOG DIM

Sabit Akım
Aktif PFC



3 Step Analog Dimming (Sadece PLM-40E modelde)



PCD series 16~60W Plastic Case with PFC

LED Dimleme Yöntemleri

AC Triac Dim

- A- AC Tarafından Dimleme (Triac Dim, PCD serileri)
B- DC Tarafından Dimleme (3-1 Dimming, 3 Dim bir arada)
1 - Potansiyometre ile Dimleme

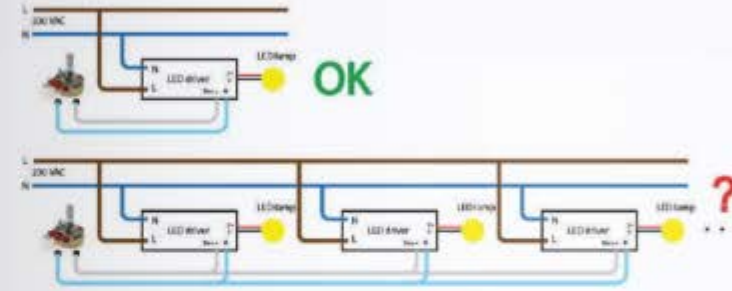


Figure 1. Potentiometer as dimmer to dim only one driver: Good dimming performance (a); to dim two or multiple drivers: Poor dimming performance (b)

2 - PWM Dimleme

3 - 1-10 Dimleme

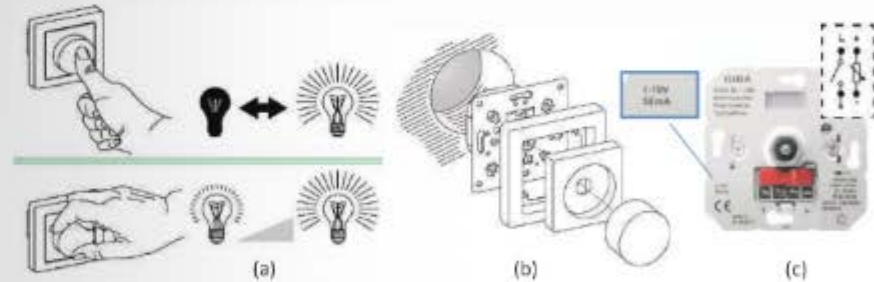


Figure 2. Functions of electronic potentiometer (a); It is designed to be embedded into wall (b); Commercial electronic potentiometer from GIRA GmbH with equivalent circuit (c)

Dimmer manufacturer	Website	Type
GIRA	http://www.gira.de/	0308 00
GIRA	http://www.gira.de/	0309 00
Insta	http://www.insta.de/	51165010
Insta	http://www.insta.de/	51165015
Jung	http://www.jung.de/	240-10
Jung	http://www.jung.de/	240-31
Merten (Schneider)	http://www.merten.de/	MEGS142-0000
Merten (Schneider)	http://www.merten.de/	572999
Niko	http://www.niko.eu/	310-01101

Table 2. Proven electronic potentiometers/DC 1-10V dimmers work with Mean Well LED drivers

www.kocstasteknoloji.com

LED Power Supply & DRIVER

PCD Serisi "AC Triac"

AC Triac Dim Sabit Akım

Model	Güç	Vdc	Amp	Dim	Tol	Verim	IP	Koli	Boyut	Fiyat "USD"
PCD-16-350B	16 W	24-48 V	350mA	AC Dim	± %5	%82	IP42	72 Ad.	84x57x30mm	22.6
PCD-16-700B	16 W	16-24 V	700mA	AC Dim	± %5	%81	IP42	72 Ad.	84x57x30mm	22.6
PCD-16-1050B	16 W	12-16 V	1050mA	AC Dim	± %5	%81	IP42	72 Ad.	84x57x30mm	22.6
PCD-16-1400B	16 W	8-12 V	1400mA	AC Dim	± %5	%80	IP42	72 Ad.	84x57x30mm	22.6
PCD-25-350B	20 W	40-58 V	350mA	AC Dim	± %5	%82	IP42	72 Ad.	84x57x30mm	24.4
PCD-25-700B	25 W	24-36 V	700mA	AC Dim	± %5	%81	IP42	72 Ad.	84x57x30mm	24.4
PCD-25-1050B	25 W	16-24 V	1050mA	AC Dim	± %5	%81	IP42	72 Ad.	84x57x30mm	24.4
PCD-25-1400B	25 W	12-18 V	1400mA	AC Dim	± %5	%80	IP42	72 Ad.	84x57x30mm	24.4
PCD-40-350B	40 W	70-105 V	350mA	AC Dim	± %5	%87	IP42	30 Ad.	128x60x32mm	30.7
PCD-40-500B	40 W	45-80 V	500mA	AC Dim	± %5	%87	IP42	30 Ad.	128x60x32mm	30.7
PCD-40-700B	40 W	34-57 V	700mA	AC Dim	± %5	%85	IP42	30 Ad.	128x60x32mm	30.7
PCD-40-1050B	40 W	22-36 V	1050mA	AC Dim	± %5	%85	IP42	30 Ad.	128x60x32mm	30.7
PCD-40-1400B	40 W	17-29 V	1400mA	AC Dim	± %5	%85	IP42	30 Ad.	128x60x32mm	30.7
PCD-40-1750B	40 W	13-23 V	1750mA	AC Dim	± %5	%85	IP42	30 Ad.	128x60x32mm	30.7
PCD-60-500B	58 W	70-105 V	500mA	AC Dim	± %5	%87	IP42	30 Ad.	128x60x32mm	33.6
PCD-60-700B	60 W	50-85 V	700mA	AC Dim	± %5	%85	IP42	30 Ad.	128x60x32mm	33.6
PCD-60-1050B	60 W	34-57 V	1050mA	AC Dim	± %5	%85	IP42	30 Ad.	128x60x32mm	33.6
PCD-60-1400B	60 W	25-43 V	1400mA	AC Dim	± %5	%85	IP42	30 Ad.	128x60x32mm	33.6
PCD-60-1750B	60 W	20-34 V	1750mA	AC Dim	± %5	%85	IP42	30 Ad.	128x60x32mm	33.6
PCD-60-2000B	60 W	18-30 V	2000mA	AC Dim	± %5	%85	IP42	30 Ad.	128x60x32mm	33.6
PCD-60-2400B	60 W	15-25 V	2400mA	AC Dim	± %5	%84	IP42	30 Ad.	128x60x32mm	33.6

HBG Serisi "A Tipi"

5 Yıl
Garanti

Sabit Voltaj Akım Ayarlanabilir

Model	Güç	Vdc	Amp	Vdc Ayar	Amp Ayar	Verim	IP	Koli	Boyut	Fiyat "USD"
HBG-100-24A	96 W	24 V	4.00 A	14.4-24 V	2.4-4.0 A	%91	IP65	12 Ad.	Ø130x67mm	62.6
HBG-100-36A	97 W	36 V	2.70 A	21.6-36 V	1.62-2.7 A	%91	IP65	12 Ad.	Ø130x67mm	62.6
HBG-100-48A	96 W	48 V	2.00 A	28.8-48 V	1.2-2.0 A	%91	IP65	12 Ad.	Ø130x67mm	62.6
HBG-100-60A	96 W	60 V	1.60 A	36-60 V	1.0-1.6 A	%92	IP65	12 Ad.	Ø130x67mm	62.6
HBG-160-24A	156 W	24 V	6.50 A	14.4-24 V	3.9-6.5 A	%92	IP65	8 Ad.	Ø152x67mm	80.3
HBG-160-36A	158 W	36 V	4.40 A	21.6-36 V	2.6-4.4 A	%92	IP65	8 Ad.	Ø152x67mm	80.3
HBG-160-48A	158 W	48 V	3.30 A	28.8-48 V	1.98-3.3 A	%93	IP65	8 Ad.	Ø152x67mm	80.3
HBG-160-60A	156 W	60 V	2.60 A	36-60 V	1.6-2.6 A	%94	IP65	8 Ad.	Ø152x67mm	80.3
HBG-240-24A	240 W	24 V	10.00 A	14.4-24 V	6.0-10 A	%93	IP65	8 Ad.	Ø192x69mm	109.3
HBG-240-36A	240 W	36 V	6.70 A	21.6-36 V	4.0-6.7 A	%93	IP65	8 Ad.	Ø192x69mm	109.3
HBG-240-48A	240 W	48 V	5.00 A	28.8-48 V	3.0-5.0 A	%93	IP65	8 Ad.	Ø192x69mm	109.3
HBG-240-60A	240 W	60 V	4.00 A	36-60 V	2.4-4.0 A	%94	IP65	8 Ad.	Ø192x69mm	109.3

HBG Serisi "Sabit Akım"

YENİ

5 Yıl
Garanti

Sabit Akım Akım Ayarlanabilir

Model	Güç	Vdc	Amp Ayar	Tol	Verim	Tip	Boyut	Fiyat "USD"
HBG-60-1050	60 W	37-55 V	680-1050mA	%5	%90	KUTULU	Ø110x61mm	32.8
HBG-60-1400	60 W	28-43 V	910-1400mA	%5	%89	KUTULU	Ø110x61mm	32.8
HBG-60-2100	60 W	19-29 V	1360-2100mA	%5	%89	KUTULU	Ø110x61mm	32.8
HBG-60-1050P	60 W	37-55 V	680-1050mA	%5	%90	PCB	Ø99x26mm	27.6
HBG-60-1400P	60 W	28-43 V	910-1400mA	%5	%89	PCB	Ø99x26mm	27.6
HBG-60-2100P	60 W	19-29 V	1360-2100mA	%5	%89	PCB	Ø99x26mm	27.6

* Garanti koşulları için ürün PDF'ini inceleyiniz.

www.kocstasteknoloji.com

21

www.meanwell.com

MW
MEAN WELL

PCD-16



PCD-25



PCD-40



PCD-60



HBG-100



HBG-160



HBG-240



HBG-60



HBG-60-P

www.kocstasteknoloji.com

DC/DC LED Driver Controller & Accessory

DC/DC LED Driver

- LDH Series (45W)
- LDD-L Series (300~1500mA)
- LDD-H Series (300~1500mA)
- LDB-L Series (300~600mA)

Controller & Accessory

- DAP-04 (DALI to PWM Converter)
- SPD-20 (Surge Protect Device)
- SDP-001 (Smart Timer Dimming Programmer)
- POB series (AC LED Module)
- WPD-06 (EnOcean Dimmer Kit)
- PIR-045 (Passive Infrared Sensor)
- RFP series (RF Controller)
- NCL/IRL (LED Strips)



LDD/LDH Serisi "DC~DC Sabit Akım"

Model	Verim	DC/DC	Input Vdc	Out Vdc	Amp
LDD-300L	%95	step-down	9-36 Vdc	2-32 Vdc	300mA
LDD-350L	%95	step-down	9-36 Vdc	2-32 Vdc	350mA
LDD-500L	%95	step-down	9-36 Vdc	2-32 Vdc	500mA
LDD-600L	%95	step-down	9-36 Vdc	2-32 Vdc	600mA
LDD-700L	%95	step-down	9-36 Vdc	2-32 Vdc	700mA
LDD-1000L	%95	step-down	6-36 Vdc	2-30 Vdc	1000mA
LDD-1200L	%95	step-down	6-36 Vdc	2-30 Vdc	1200mA
LDD-1500L	%95	step-down	6-36 Vdc	2-30 Vdc	1500mA
LDD-300H	%97	step-down	9-56 Vdc	2-52 Vdc	300mA
LDD-350H	%97	step-down	9-56 Vdc	2-52 Vdc	350mA
LDD-500H	%97	step-down	9-56 Vdc	2-52 Vdc	500mA
LDD-600H	%97	step-down	9-56 Vdc	2-52 Vdc	600mA
LDD-700H	%97	step-down	9-56 Vdc	2-52 Vdc	700mA
LDD-1000H	%97	step-down	9-56 Vdc	2-52 Vdc	1000mA
LDD-1200H	%97	step-down	9-52 Vdc	2-45 Vdc	1200mA
LDD-1500H	%97	step-down	9-52 Vdc	2-45 Vdc	1500mA

Sabit Akım
DC~DC

Dimming	Boyut	Fiyat*USD"
PWM Dim	23x10x9mm	5.4
PWM Dim	23x10x9mm	5.4
PWM Dim	23x10x9mm	5.4
PWM Dim	23x10x9mm	5.4
PWM Dim	23x10x9mm	5.4
PWM+Analog	32x21x12mm	7.5
PWM+Analog	32x21x12mm	7.5
PWM+Analog	32x21x12mm	7.5
PWM Dim	32x21x12mm	7.8
PWM Dim	32x21x12mm	7.8
PWM Dim	32x21x12mm	7.8
PWM Dim	32x21x12mm	7.8
PWM Dim	32x21x12mm	7.8
PWM Dim	32x21x12mm	7.8
PWM Dim	32x21x12mm	9.6
PWM Dim	32x21x12mm	9.6

LDD-H DA Serisi

Model	Verim	DC/DC	Input Vdc	Out Vdc	Amp
LDD-350H-DA	%95	step-down	6-50 Vdc	3-45 Vdc	350mA
LDD-700H-DA	%95	step-down	6-50 Vdc	3-45 Vdc	700mA
LDD-1050H-DA	%95	step-down	6-50 Vdc	3-45 Vdc	1050mA
LDD-1400H-DA	%95	step-down	6-40 Vdc	3-35 Vdc	1400mA

Sabit Akım
DC~DC DALI

Dimming	Boyut	Fiyat*USD"
DALI	41x24x10mm	19.5
DALI	41x24x10mm	19.5
DALI	41x24x10mm	19.5
DALI	41x24x10mm	19.5

LDB-L Buck Boost Serisi

Model	Verim	DC/DC	Input Vdc	Out Vdc	Amp
LDB-300L	%90	buck-boost	9-36 Vdc	2-40 Vdc	300mA
LDB-350L	%90	buck-boost	9-36 Vdc	2-40 Vdc	350mA
LDB-500L	%91	buck-boost	9-30 Vdc	2-32 Vdc	500mA
LDB-600L	%91	buck-boost	9-28 Vdc	2-30 Vdc	600mA

Sabit Akım
DC~DC Dimedilebilir

Dimming	Boyut	Fiyat*USD"
PWM Dim	32x21x12mm	10.2
PWM Dim	32x21x12mm	10.2
PWM Dim	32x21x12mm	10.2
PWM Dim	32x21x12mm	10.2

LDH-45 Serisi

Model	Güç	DC/DC	Input Vdc	Out Vdc	Amp
LDH-45A-350	30 W	step-up	9-18 Vdc	12-86 Vdc	350mA
LDH-45A-500	43 W	step-up	9-18 Vdc	12-86 Vdc	500mA
LDH-45A-700	45 W	step-up	9-18 Vdc	12-64 Vdc	700mA
LDH-45A-1050	45 W	step-up	9-18 Vdc	12-43 Vdc	1050mA
LDH-45B-350	45 W	step-up	18-32 Vdc	21-126 Vdc	350mA
LDH-45B-500	43 W	step-up	18-32 Vdc	21-86 Vdc	500mA
LDH-45B-700	45 W	step-up	18-32 Vdc	21-64 Vdc	700mA
LDH-45B-1050	45 W	step-up	18-32 Vdc	21-43 Vdc	1050mA

Sabit Akım
DC~DC Dimedilebilir

Dimming	Boyut	Fiyat*USD"
PWM+Analog	75x53x23mm	16.8
PWM+Analog	75x53x23mm	16.8
PWM+Analog	75x53x23mm	16.8
PWM+Analog	75x53x23mm	16.8
PWM+Analog	75x53x23mm	16.8
PWM+Analog	75x53x23mm	16.8
PWM+Analog	75x53x23mm	16.8
PWM+Analog	75x53x23mm	16.8

LDH-45DA Serisi

Model	Güç	DC/DC	Input Vdc	Out Vdc	Amp
LDH-45A-350DA	30 W	step-up	9-18 Vdc	24-86 Vdc	350mA
LDH-45A-500DA	43 W	step-up	9-18 Vdc	24-86 Vdc	500mA
LDH-45A-700DA	45 W	step-up	9-18 Vdc	24-64 Vdc	700mA
LDH-45A-1050DA	45 W	step-up	9-18 Vdc	24-43 Vdc	1050mA
LDH-45B-350DA	45 W	step-up	18-32 Vdc	36-126 Vdc	350mA
LDH-45B-500DA	43 W	step-up	18-32 Vdc	36-86 Vdc	500mA
LDH-45B-700DA	45 W	step-up	18-32 Vdc	36-64 Vdc	700mA
LDH-45B-1050DA	45 W	step-up	18-32 Vdc	36-43 Vdc	1050mA

Sabit Akım
DC~DC DALI

DALI	Boyut	Fiyat*USD"
DALI	75x53x23mm	25.8
DALI	75x53x23mm	25.8
DALI	75x53x23mm	25.8
DALI	75x53x23mm	25.8
DALI	75x53x23mm	25.8
DALI	75x53x23mm	25.8
DALI	75x53x23mm	25.8
DALI	75x53x23mm	25.8



DC-DC Sabit Akım



LDD-H-D

LDB-L

YENİ



LDH-45

YENİ



LDH-45 DALI

www.kocstasteknoloji.com



IP67



LPF-160

LPF-250

LPF-400

LPF Serisi "D Tipi"

Plastik Kasa
5 Yıl Garanti

Model	Güç	Vdc	Amp	3 Dim	Tol	Verim	IP	Boyut	Fiyat*USD"
LPF-18D-12	16 W	12 V	1.34 A	1-10Vdc PWM Resistance	±%4	%83	IP30	148x40x32mm	31.9
LPF-18D-15	16 W	15 V	1.07 A	1-10Vdc PWM Resistance	±%4	%83	IP30	148x40x32mm	31.9
LPF-18D-20	16 W	20 V	0.80 A	1-10Vdc PWM Resistance	±%4	%80	IP30	148x40x32mm	31.9
LPF-18D-24	16 W	24 V	0.67 A	1-10Vdc PWM Resistance	±%4	%85	IP30	148x40x32mm	31.9
LPF-18D-30	16 W	30 V	0.54 A	1-10Vdc PWM Resistance	±%4	%82	IP30	148x40x32mm	31.9
LPF-18D-36	16 W	36 V	0.46 A	1-10Vdc PWM Resistance	±%4	%85	IP30	148x40x32mm	31.9
LPF-18D-42	16 W	42 V	0.39 A	1-10Vdc PWM Resistance	±%4	%85	IP30	148x40x32mm	31.9
LPF-18D-48	16 W	48 V	0.34 A	1-10Vdc PWM Resistance	±%4	%85	IP30	148x40x32mm	31.9
LPF-18D-54	16 W	54 V	0.30 A	1-10Vdc PWM Resistance	±%4	%85	IP30	148x40x32mm	31.9
LPF-25D-12	25 W	12 V	2.10 A	1-10Vdc PWM Resistance	±%4	%84	IP67	148x40x32mm	35.4
LPF-25D-15	25 W	15 V	1.67 A	1-10Vdc PWM Resistance	±%4	%84	IP67	148x40x32mm	35.4
LPF-25D-20	25 W	20 V	1.25 A	1-10Vdc PWM Resistance	±%4	%85	IP67	148x40x32mm	35.4
LPF-25D-24	25 W	24 V	1.05 A	1-10Vdc PWM Resistance	±%4	%86	IP67	148x40x32mm	35.4
LPF-25D-30	25 W	30 V	0.84 A	1-10Vdc PWM Resistance	±%4	%86	IP67	148x40x32mm	35.4
LPF-25D-36	25 W	36 V	0.70 A	1-10Vdc PWM Resistance	±%4	%86	IP67	148x40x32mm	35.4
LPF-25D-42	25 W	42 V	0.60 A	1-10Vdc PWM Resistance	±%4	%86	IP67	148x40x32mm	35.4
LPF-25D-48	25 W	48 V	0.53 A	1-10Vdc PWM Resistance	±%4	%86	IP67	148x40x32mm	35.4
LPF-25D-54	25 W	54 V	0.47 A	1-10Vdc PWM Resistance	±%4	%86	IP67	148x40x32mm	35.4
LPF-40D-12	40 W	12 V	3.34 A	1-10Vdc PWM Resistance	±%4	%84	IP67	163x43x32mm	40.6
LPF-40D-15	40 W	15 V	2.67 A	1-10Vdc PWM Resistance	±%4	%85	IP67	163x43x32mm	40.6
LPF-40D-20	40 W	20 V	2.00 A	1-10Vdc PWM Resistance	±%4	%86	IP67	163x43x32mm	40.6
LPF-40D-24	40 W	24 V	1.67 A	1-10Vdc PWM Resistance	±%4	%87	IP67	163x43x32mm	40.6
LPF-40D-30	40 W	30 V	1.34 A	1-10Vdc PWM Resistance	±%4	%86	IP67	163x43x32mm	40.6
LPF-40D-36	40 W	36 V	1.12 A	1-10Vdc PWM Resistance	±%4	%86	IP67	163x43x32mm	40.6
LPF-40D-42	40 W	42 V	0.96 A	1-10Vdc PWM Resistance	±%4	%86	IP67	163x43x32mm	40.6
LPF-40D-48	40 W	48 V	0.84 A	1-10Vdc PWM Resistance	±%4	%86	IP67	163x43x32mm	40.6
LPF-40D-54	41 W	54 V	0.76 A	1-10Vdc PWM Resistance	±%4	%86	IP67	163x43x32mm	40.6

NPF Serisi "D Tipi"

Plastik Kasa
5 Yıl Garanti

Model	Güç	Vdc	Amp	3 Dim	Tol	Verim	IP	Boyut	Fiyat*USD"
NPF-60D-12	60 W	12 V	5.00 A	0-10Vdc PWM Resistance	±%4	%86	IP67	150x53x35mm	42.6
NPF-60D-15	60 W	15 V	4.00 A	0-10Vdc PWM Resistance	±%4	%87	IP67	150x53x35mm	42.6
NPF-60D-20	60 W	20 V	3.00 A	0-10Vdc PWM Resistance	±%4	%88	IP67	150x53x35mm	42.6
NPF-60D-24	60 W	24 V	2.50 A	0-10Vdc PWM Resistance	±%3	%89	IP67	150x53x35mm	42.6
NPF-60D-30	60 W	30 V	2.00 A	0-10Vdc PWM Resistance	±%3	%90	IP67	150x53x35mm	42.6
NPF-60D-36	60 W	36 V	1.67 A	0-10Vdc PWM Resistance	±%2	%90	IP67	150x53x35mm	42.6
NPF-60D-42	60 W	42 V	1.43 A	0-10Vdc PWM Resistance	±%1	%90	IP67	150x53x35mm	42.6
NPF-60D-48	60 W	48 V	1.25 A	0-10Vdc PWM Resistance	±%1	%90	IP67	150x53x35mm	42.6
NPF-60D-54	60 W	54 V	1.12 A	0-10Vdc PWM Resistance	±%1	%90	IP67	150x53x35mm	42.6
NPF-90D-12	90 W	12 V	7.50 A	0-10Vdc PWM Resistance	±%4	%88	IP67	171x53x38mm	59.5
NPF-90D-15	90 W	15 V	6.00 A	0-10Vdc PWM Resistance	±%4	%89	IP67	171x53x38mm	59.5
NPF-90D-20	90 W	20 V	4.50 A	0-10Vdc PWM Resistance	±%4	%90	IP67	171x53x38mm	59.5
NPF-90D-24	90 W	24 V	3.75 A	0-10Vdc PWM Resistance	±%3	%90	IP67	171x53x38mm	59.5
NPF-90D-30	90 W	30 V	3.00 A	0-10Vdc PWM Resistance	±%3	%90	IP67	171x53x38mm	59.5
NPF-90D-36	90 W	36 V	2.50 A	0-10Vdc PWM Resistance	±%2	%90	IP67	171x53x38mm	59.5
NPF-90D-42	90 W	42 V	2.15 A	0-10Vdc PWM Resistance	±%1	%90	IP67	171x53x38mm	59.5
NPF-90D-48	90 W	48 V	1.88 A	0-10Vdc PWM Resistance	±%1	%90	IP67	171x53x38mm	59.5
NPF-90D-54	90 W	54 V	1.67 A	0-10Vdc PWM Resistance	±%1	%90	IP67	171x53x38mm	59.5
NPF-120D-12	120 W	12 V	10.00 A	0-10Vdc PWM Resistance	±%4	%88	IP67	191x53x38mm	68.2
NPF-120D-15	120 W	15 V	8.00 A	0-10Vdc PWM Resistance	±%4	%88	IP67	191x53x38mm	68.2
NPF-120D-20	120 W	20 V	6.00 A	0-10Vdc PWM Resistance	±%4	%89	IP67	191x53x38mm	68.2
NPF-120D-24	120 W	24 V	5.00 A	0-10Vdc PWM Resistance	±%3	%89	IP67	191x53x38mm	68.2
NPF-120D-30	120 W	30 V	4.00 A	0-10Vdc PWM Resistance	±%3	%89	IP67	191x53x38mm	68.2
NPF-120D-36	120 W	36 V	3.40 A	0-10Vdc PWM Resistance	±%2	%90	IP67	191x53x38mm	68.2
NPF-120D-42	120 W	42 V	2.90 A	0-10Vdc PWM Resistance	±%1	%90	IP67	191x53x38mm	68.2
NPF-120D-48	120 W	48 V	2.50 A	0-10Vdc PWM Resistance	±%1	%90	IP67	191x53x38mm	68.2
NPF-120D-54	120 W	54 V	2.30 A	0-10Vdc PWM Resistance					

LED Power Supply & DRIVER

IDPC Serisi (PCB Dizayn)

DALI Ops

Sabit Akım
Dimedilebilir

Model	Güç	Sabit Amp	Vdc Region	Dimedilebilir	Fan Çıkış	Active PFC	Verim	IP	Boyut	Fiyat "USD"
IDPC-25-350	25 W	350mA	49-70 Vdc	0-10Vdc.PWM	opt	PF>92	82%	PCB	115x73x20mm	22.3
IDPC-25-500	25 W	500mA	35-50 Vdc	0-10Vdc.PWM	opt	PF>92	82%	PCB	115x73x20mm	22.3
IDPC-25-700	25 W	700mA	25-36 Vdc	0-10Vdc.PWM	opt	PF>92	82%	PCB	115x73x20mm	22.3
IDPC-25-1050	25 W	1050mA	17-24 Vdc	0-10Vdc.PWM	opt	PF>92	80%	PCB	115x73x20mm	22.3
IDPC-45-350	33 W	350mA	57-95 Vdc	0-10Vdc.PWM	opt	PF>92	86%	PCB	120x67x25mm	24.9
IDPC-45-500	45 W	500mA	54-90 Vdc	0-10Vdc.PWM	opt	PF>92	85%	PCB	120x67x25mm	24.9
IDPC-45-700	45 W	700mA	38-64 Vdc	0-10Vdc.PWM	opt	PF>92	85%	PCB	120x67x25mm	24.9
IDPC-45-1050	45 W	1050mA	26-43 Vdc	0-10Vdc.PWM	opt	PF>92	84%	PCB	120x67x25mm	24.9
IDPC-45-1400	45 W	1400mA	19-32 Vdc	0-10Vdc.PWM	opt	PF>92	83%	PCB	120x67x25mm	24.9
IDPC-65-700	65 W	700mA	69-93 Vdc	0-10Vdc.PWM	opt	PF>95	89%	PCB	130x69x21mm	27.8
IDPC-65-1050	65 W	1050mA	46-62 Vdc	0-10Vdc.PWM	opt	PF>95	87%	PCB	130x69x21mm	27.8
IDPC-65-1400	65 W	1400mA	34-46 Vdc	0-10Vdc.PWM	opt	PF>95	86%	PCB	130x69x21mm	27.8
IDPC-65-1750	65 W	1750mA	27-36 Vdc	0-10Vdc.PWM	opt	PF>95	86%	PCB	130x69x21mm	27.8

PLP Serisi (PCB Dizayn)

Sabit Voltaj
Akım Ayarlanabilir


Model	Güç	Vdc	Amp	Vdc CV	Amp Ayar	Tol	Verim	IP	Boyut	Fiyat "USD"
PLP-20-12	19 W	12 V	1.60 A	9-12 V	%75-+%100	±%10	%80	PCB	140x50x22mm	20.6
PLP-20-18	20 W	18 V	1.10 A	13.5-18 V	%75-+%100	±%10	%81	PCB	140x50x22mm	20.6
PLP-20-24	19 W	24 V	0.80 A	18-24 V	%75-+%100	±%10	%82	PCB	140x50x22mm	20.6
PLP-20-36	20 W	36 V	0.55 A	27-36 V	%75-+%100	±%10	%83	PCB	140x50x22mm	20.6
PLP-20-48	20 W	48 V	0.42 A	36-48 V	%75-+%100	±%10	%83	PCB	140x50x22mm	20.6
PLP-30-12	30 W	12 V	2.50 A	9-12 V	1.88-2.5 A	±%10	%83	PCB	102x51x27mm	20.6
PLP-30-24	30 W	24 V	1.30 A	18-24 V	0.88-1.3 A	±%10	%86	PCB	102x51x27mm	20.6
PLP-30-48	30 W	48 V	0.63 A	36-48 V	0.48-0.63 A	±%10	%87	PCB	102x51x27mm	20.6
PLP-45-12	45 W	12 V	3.80 A	9-12 V	2.85-3.8 A	±%10	%86	PCB	102x51x27mm	22.9
PLP-45-24	45 W	24 V	1.90 A	18-24 V	1.43-1.9 A	±%10	%89	PCB	102x51x27mm	22.9
PLP-45-48	45 W	48 V	0.95 A	36-48 V	0.72-0.95 A	±%10	%89	PCB	102x51x27mm	22.9
PLP-60-12	60 W	12 V	5.00 A	9-12 V	3.75-5 A	±%10	%84	PCB	102x51x27mm	24.4
PLP-60-24	60 W	24 V	2.50 A	18-24 V	1.88-2.5 A	±%10	%88	PCB	102x51x27mm	24.4
PLP-60-48	60 W	48 V	1.30 A	36-48 V	0.98-1.3 A	±%10	%89	PCB	102x51x27mm	24.4

HLP Serisi (Dimedilebilir, 3 Dim)

Sabit Voltaj
Akım & Voltaj Ayarlanabilir

Model	Güç	Vdc	Amp	Vdc CV	Amp Ayar	Tol	Verim	IP	Boyut	Fiyat "USD"
HLP-40H-12	40 W	12 V	3.33 A	10.8-13.5 V	2-3.33 A	±%3	%87	PCB	147x59x27mm	38.6
HLP-40H-15	40 W	15 V	2.67 A	13.5-17 V	1.6-2.67 A	±%2	%87	PCB	147x59x27mm	38.6
HLP-40H-20	40 W	20 V	2.00 A	17-22 V	1.2-2 A	±%1	%88	PCB	147x59x27mm	38.6
HLP-40H-24	40 W	24 V	1.67 A	22-27 V	1-1.67 A	±%1	%88	PCB	147x59x27mm	38.6
HLP-40H-30	40 W	30 V	1.34 A	27-33 V	0.8-1.34 A	±%1	%89	PCB	147x59x27mm	38.6
HLP-40H-36	40 W	36 V	1.12 A	33-40 V	0.67-1.12 A	±%1	%89	PCB	147x59x27mm	38.6
HLP-40H-42	40 W	42 V	0.96 A	40-46 V	0.58-0.96 A	±%1	%89	PCB	147x59x27mm	38.6
HLP-40H-48	40 W	48 V	0.84 A	44-53 V	0.5-0.84 A	±%1	%90	PCB	147x59x27mm	38.6
HLP-40H-54	40 W	54 V	0.75 A	49-58 V	0.45-0.75 A	±%1	%90	PCB	147x59x27mm	38.6
HLP-60H-15	60 W	15 V	4.00 A	13.5-17 V	2.4-4 A	±%2	%88	PCB	147x59x27mm	39.7
HLP-60H-20	60 W	20 V	3.00 A	17-22 V	1.8-3 A	±%1	%89	PCB	147x59x27mm	39.7
HLP-60H-24	60 W	24 V	2.50 A	22-27 V	1.5-2.5 A	±%1	%90	PCB	147x59x27mm	39.7
HLP-60H-30	60 W	30 V	2.00 A	27-33 V	1.2-2 A	±%1	%90	PCB	147x59x27mm	39.7
HLP-60H-36	60 W	36 V	1.70 A	33-40 V	1-1.7 A	±%1	%90	PCB	147x59x27mm	39.7
HLP-60H-42	60 W	42 V	1.45 A	40-46 V	0.87-1.45 A	±%1	%90	PCB	147x59x27mm	39.7
HLP-60H-48	60 W	48 V	1.30 A	44-53 V	0.78-1.3 A	±%1	%91	PCB	147x59x27mm	39.7
HLP-60H-54	60 W	54 V	1.15 A	49-58 V	0.69-1.15 A	±%1	%91	PCB	147x59x27mm	39.7
HLP-80H-12	80 W	12 V	5.00 A	10.8-13.5 V	4-5 A	±%3	%88	PCB	167x59x27mm	50.2
HLP-80H-15	75 W	15 V	5.00 A	13.5-17 V	4-5 A	±%2	%89	PCB	167x59x27mm	50.2
HLP-80H-20	80 W	20 V	4.00 A	17-22 V	3.2-4 A	±%1	%90	PCB	167x59x27mm	50.2
HLP-80H-24	80 W	24 V	3.40 A	22-27 V	2.72-3.4 A	±%1	%90	PCB	167x59x27mm	50.2
HLP-80H-30	80 W	30 V	2.70 A	27-33 V	2.16-2.7 A	±%1	%90	PCB	167x59x27mm	50.2
HLP-80H-36	80 W	36 V	2.30 A	33-40 V	1.84-2.3 A	±%1	%90	PCB	167x59x27mm	50.2
HLP-80H-42	80 W	42 V	1.95 A	38-46 V	1.56-1.95 A	±%1	%90	PCB	167x59x27mm	50.2
HLP-80H-48	80 W	48 V	1.70 A	43-53 V	1.38-1.7 A	±%1	%90	PCB	167x59x27mm	50.2
HLP-80H-54	80 W	54 V	1.50 A	49-58 V	1.2-1.5 A	±%1	%90	PCB	167x59x27mm	50.2

MW
MEAN WELL



www.kocasteknoloji.com



KDA-64
KNX/DALI Gateway



KNX Dali Gateway

Özellikler

- KNX Uyumlu arabirim
- Kolay kurulum ve konfigürasyon
- Akıllı bina otomasyonu için uygun maliyetli çözüm
- 64 adet Dali kontrol cihazı bağlanabilir
- Gömme Dali güç kaynağı
- 2*12 LCD ekran
- Anahtar üzerinden aydınlatma kontrolü
- Entegre web üzerinden aydınlatma kontrolü
- 16 adet Dali aydınlatma grup kontrolü
- 16 adet senaryo ayarı
- 3 yıl garanti



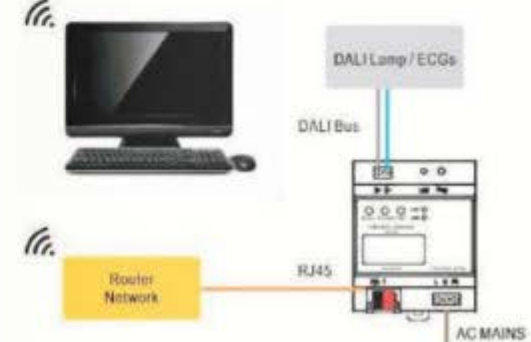
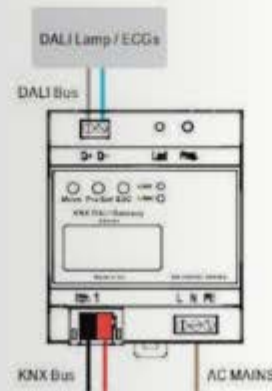
KNX

Meanwell KNX Dali Gateway ile akıllı bina uygulamalarınızda sistem konfigürasyonlarını daha basit ve daha kullanışlı hale getirebilirsiniz. 64 Adet Dali cihazı bağlantısı ile kompleks ve karmaşık sistemleri tek bir noktadan kontrol edilebilir hale getirebilirsiniz.

UYGULAMA YÖNTEMLERİ

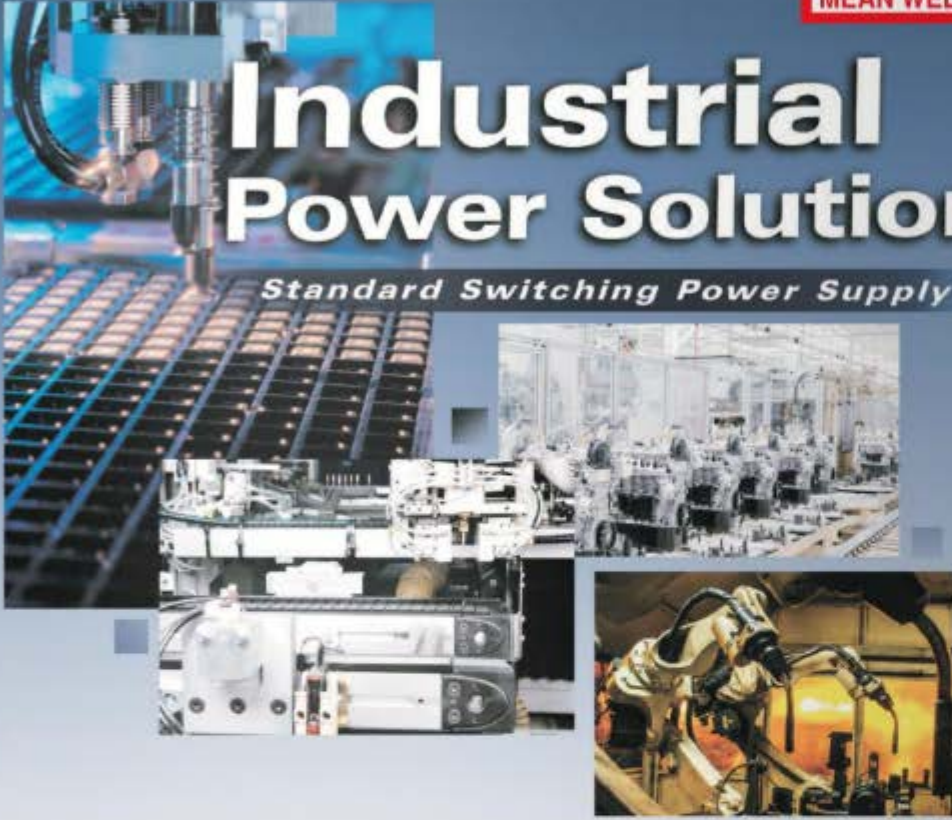
Application 1: KNX DALI lighting control

Application 2: Wire or wireless ethernet(Web browser) lighting control



Industrial Power Solution

Standard Switching Power Supply



Enclosed Type

Open Frame

DIN Rail

LED Power

Modular Power



19" Rack Power

Adaptor

Battery Charger

DC-DC Converter

DC-AC Inverter

www.kocstasteknoloji.com



RS-15



RS-25



LRS-35



LRS-50



LRS-75



LRS-100



LRS-150



LRS-200



LRS-350



LRS - RS "Yeni Seri - Kutulu"

Model	Güç	Vdc	Amp	DC Ayar	Çalışma Sıcaklığı	Koli	Boyut	Fiyat "USD"
RS-15-3.3	10 W	3.3 V	0-3 A	2.9-3.6 V	-20°~+70°	108 Ad.	63x51x28mm	11.5
RS-15-5	15 W	5 V	0-3 A	4.8-5.5 V	-20°~+70°	108 Ad.	63x51x28mm	11.0
RS-15-12	15 W	12 V	0-1.3 A	10.8-13.2 V	-20°~+70°	108 Ad.	63x51x28mm	9.9 B
RS-15-15	15 W	15 V	0-1 A	13.5-16.5 V	-20°~+70°	108 Ad.	63x51x28mm	11.0
RS-15-24	15 W	24 V	0-0.63 A	22-27.6 V	-20°~+70°	108 Ad.	63x51x28mm	10.4 B
RS-15-48	15 W	48 V	0-0.31 A	43.2-52.8 V	-20°~+70°	108 Ad.	63x51x28mm	11.0
RS-25-3.3	20 W	3.3 V	0-6 A	2.95-3.6 V	-20°~+70°	60 Ad.	78x51x28mm	14.3
RS-25-5	25 W	5 V	0-5 A	4.75-5.5 V	-20°~+70°	60 Ad.	78x51x28mm	12.8
RS-25-12	25 W	12 V	0-2.1 A	10.8-13.2 V	-20°~+70°	60 Ad.	78x51x28mm	12.3 B
RS-25-15	25 W	15 V	0-1.7 A	13.5-16.5 V	-20°~+70°	60 Ad.	78x51x28mm	13.6
RS-25-24	26 W	24 V	0-1.1 A	22-27.6 V	-20°~+70°	60 Ad.	78x51x28mm	12.3 B
RS-25-48	27 W	48 V	0-0.57 A	42-64 V	-20°~+70°	60 Ad.	78x51x28mm	13.6
LRS-35-5	35 W	5 V	0-7 A	4.5-5.5 V	-30°~+70°	60 Ad.	99x82x30mm	15.5
LRS-35-12	36 W	12 V	0-3 A	10.2-13.8 V	-30°~+70°	60 Ad.	99x82x30mm	15.4 B
LRS-35-15	36 W	15 V	0-2.4 A	13.5-18 V	-30°~+70°	60 Ad.	99x82x30mm	15.5
LRS-35-24	36 W	24 V	0-1.5 A	21.6-28.8 V	-30°~+70°	60 Ad.	99x82x30mm	14.7 B
LRS-35-36	36 W	36 V	0-1 A	32.4-39.6 V	-30°~+70°	60 Ad.	99x82x30mm	15.5
LRS-35-48	38 W	48 V	0-0.8 A	43.2-52.8 V	-30°~+70°	60 Ad.	99x82x30mm	15.5
LRS-50-3.3	33 W	3.3 V	0-10 A	2.97-3.6 V	-30°~+70°	60 Ad.	99x82x30mm	18.2
LRS-50-5	50 W	5 V	0-10 A	4.5-5.5 V	-30°~+70°	60 Ad.	99x82x30mm	16.6
LRS-50-12	50 W	12 V	0-4.2 A	10.2-13.8 V	-30°~+70°	60 Ad.	99x82x30mm	14.7 B
LRS-50-15	51 W	15 V	0-3.4 A	13.5-18 V	-30°~+70°	60 Ad.	99x82x30mm	15.8
LRS-50-24	53 W	24 V	0-2.2 A	21.6-28.8 V	-30°~+70°	60 Ad.	99x82x30mm	13.9 B
LRS-50-36	52 W	36 V	0-1.45 A	32.4-39.6 V	-30°~+70°	60 Ad.	99x82x30mm	16.6
LRS-50-48	53 W	48 V	0-1.1 A	43.2-52.8 V	-30°~+70°	60 Ad.	99x82x30mm	16.6
LRS-75-5	70 W	5 V	0-14 A	4.5-5.5 V	-30°~+70°	45 Ad.	99x97x30mm	21.4
LRS-75-12	72 W	12 V	0-6 A	10.2-13.8 V	-30°~+70°	45 Ad.	99x97x30mm	17.7 B
LRS-75-15	75 W	15 V	0-5 A	13.5-18 V	-30°~+70°	45 Ad.	99x97x30mm	20.1
LRS-75-24	77 W	24 V	0-3.2 A	21.6-28.8 V	-30°~+70°	45 Ad.	99x97x30mm	16.6 B
LRS-75-36	77 W	36 V	0-2.1 A	32.4-39.6 V	-30°~+70°	45 Ad.	99x97x30mm	20.1
LRS-75-48	77 W	48 V	0-1.6 A	43.2-52.8 V	-30°~+70°	45 Ad.	99x97x30mm	19.0
LRS-100-3.3	68 W	3.3 V	0-20 A	2.97-3.6 V	-30°~+70°	40 Ad.	129x97x30mm	25.2
LRS-100-5	90 W	5 V	0-16 A	4.5-5.5 V	-30°~+70°	40 Ad.	129x97x30mm	24.1
LRS-100-12	102 W	12 V	0-8.5 A	10.2-13.8 V	-30°~+70°	40 Ad.	129x97x30mm	19.8 B
LRS-100-15	105 W	15 V	0-7 A	13.5-18 V	-30°~+70°	40 Ad.	129x97x30mm	22.5
LRS-100-24	100 W	24 V	0-4.5 A	21.6-28.8 V	-30°~+70°	40 Ad.	129x97x30mm	18.7 B
LRS-100-36	101 W	36 V	0-2.8 A	32.4-39.6 V	-30°~+70°	40 Ad.	129x97x30mm	22.5
LRS-100-48	110 W	48 V	0-2.3 A	43.2-52.8 V	-30°~+70°	40 Ad.	129x97x30mm	22.5
LRS-150-12	150 W	12 V	0-12.5 A	10.2-13.8 V	-30°~+70°	30 Ad.	159x97x30mm	24.6 B
LRS-150-15	150 W	15 V	0-10 A	13.5-18 V	-30°~+70°	30 Ad.	159x97x30mm	27.8
LRS-150-24	156 W	24 V	0-8.5 A	21.6-28.8 V	-30°~+70°	30 Ad.	159x97x30mm	23.0 B
LRS-150-36	155 W	36 V	0-4.3 A	32.4-39.6 V	-30°~+70°	30 Ad.	159x97x30mm	27.8
LRS-150-48	158 W	48 V	0-3.3 A	43.2-52.8 V	-30°~+70°	30 Ad.	159x97x30mm	25.4
LRS-200-3.3	132 W	3.3 V	0-40 A	2.97-3.6 V	-25°~+70°	15 Ad.	215x115x30mm	46.4
LRS-200-4.2	168 W	4.2 V	0-40 A	3.6-4.4 V	-25°~+70°	15 Ad.	215x115x30mm	46.4
LRS-200-5	200 W	5 V	0-40 A	4.5-5.5 V	-25°~+70°	15 Ad.	215x115x30mm	46.4
LRS-200-12	204 W	12 V	0-17 A	10.2-13.8 V	-25°~+70°	15 Ad.	215x115x30mm	38.0 B
LRS-200-15	210 W	15 V	0-14 A	13.5-18 V	-25°~+70°	15 Ad.	215x115x30mm	44.2
LRS-200-24	211 W	24 V	0-8.8 A	21.6-28.8 V	-25°~+70°	15 Ad.	215x115x30mm	38.0 B
LRS-200-36	212 W	36 V	0-5.9 A	32.4-39.6 V	-25°~+70°	15 Ad.	215x115x30mm	44.2
LRS-200-48	211 W	48 V	0-4.4 A	43.2-52.8 V	-25°~+70°	15 Ad.	215x115x30mm	44.2
LRS-350-3.3	198 W	3.3 V	0-60 A	2.97-3.6 V	-25°~+70°	15 Ad.	215x115x30mm	58.6
LRS-350-4.2	252 W	4.2 V	0-60 A	3.6-4.4 V	-25°~+70°	15 Ad.	215x115x30mm	58.6
LRS-350-5	300 W	5 V	0-60 A	4.5-5.5 V	-25°~+70°	15 Ad.	215x115x30mm	58.6
LRS-350-12	348 W	12 V	0-29 A	10.2-13.8 V	-25°~+70°	15 Ad.	215x115x30mm	48.0 B
LRS-350-15	348 W	15 V	0-23.2 A	13.5-18 V	-25°~+70°	15 Ad.	215x115x30mm	55.4
LRS-350-24	350 W	24 V	0-14.0 A	21.6-28.8 V	-25°~+70°	15 Ad.	215x115x30mm	48.0 B
LRS-350-36	349 W	36 V	0-8.7 A	32.4-39.6 V	-25°~+70°	15 Ad.	215x115x30mm	55.4
LRS-350-48	350 W	48 V	0-7.3 A	43.2-52.8 V	-25°~+70°	15 Ad.	215x115x30mm	55.4

* Garanti koşulları için ürün PDF'ini inceleyiniz.

utulu Tip (Active PFC)

KSP Serisi - (PFC-100~320W) "Yeni Seri"

Model	Güç	Vdc	Amp	DC Ayar	Çalışma Sıcaklığı	Koli	Boyut	Fiyat "USD"
RSP-100-3.3	60 W	3.3 V	20.0 A	3.14-3.63 V	-30°~+70°C	24 Ad.	179x99x30mm	53.1
RSP-100-5	100 W	5 V	20.0 A	4.75-5.5 V	-30°~+70°C	24 Ad.	179x99x30mm	53.1
RSP-100-7.5	100 W	7.5 V	13.3 A	7.13-8.25 V	-30°~+70°C	24 Ad.	179x99x30mm	53.1
RSP-100-12	100 W	12 V	8.5 A	11.4-13.2 V	-30°~+70°C	24 Ad.	179x99x30mm	53.1
RSP-100-13.5	100 W	13.5 V	7.5 A	12.5-14.9 V	-30°~+70°C	24 Ad.	179x99x30mm	53.1
RSP-100-15	100 W	15 V	6.7 A	14.3-16.5 V	-30°~+70°C	24 Ad.	179x99x30mm	53.1
RSP-100-24	100 W	24 V	4.2 A	22.5-26.4 V	-30°~+70°C	24 Ad.	179x99x30mm	53.1
RSP-100-27	100 W	27 V	3.8 A	25.7-29.7 V	-30°~+70°C	24 Ad.	179x99x30mm	53.1
RSP-100-48	100 W	48 V	2.1 A	45.5-52.9 V	-30°~+70°C	24 Ad.	179x99x30mm	53.1

RSP-150-3.3	90 W	3.3 V	30.0 A	3.14-3.63 V	-30°~+70°C	24 Ad.	199x99x30mm	56.8
RSP-150-5	150 W	5 V	30.0 A	4.75-5.5 V	-30°~+70°C	24 Ad.	199x99x30mm	56.8
RSP-150-7.5	150 W	7.5 V	20.0 A	7.13-8.25 V	-30°~+70°C	24 Ad.	199x99x30mm	56.8
RSP-150-12	150 W	12 V	12.5 A	11.4-13.2 V	-30°~+70°C	24 Ad.	199x99x30mm	56.8
RSP-150-13.5	150 W	13.5 V	11.2 A	12.5-14.9 V	-30°~+70°C	24 Ad.	199x99x30mm	56.8
RSP-150-15	150 W	15 V	10.0 A	14.3-16.5 V	-30°~+70°C	24 Ad.	199x99x30mm	56.8
RSP-150-24	150 W	24 V	6.3 A	22.5-26.4 V	-30°~+70°C	24 Ad.	199x99x30mm	56.8
RSP-150-27	150 W	27 V	5.6 A	25.7-29.7 V	-30°~+70°C	24 Ad.	199x99x30mm	56.8
RSP-150-48	150 W	48 V	3.2 A	45.5-52.9 V	-30°~+70°C	24 Ad.	199x99x30mm	56.8

RSP-200-2.0	100 W	2.5 V	40.0 A	2.35-2.83 V	-30°~+70°C	15 Ad.	215x115x30mm	62.2
RSP-200-3.3	132 W	3.3 V	40.0 A	3.97-3.9 V	-30°~+70°C	15 Ad.	215x115x30mm	62.2
RSP-200-4	160 W	4 V	40.0 A	3.7-4.2 V	-30°~+70°C	15 Ad.	215x115x30mm	62.2
RSP-200-5	200 W	5 V	40.0 A	4.5-5.5 V	-30°~+70°C	15 Ad.	215x115x30mm	62.2
RSP-200-7.5	200 W	7.5 V	26.7 A	6-9 V	-30°~+70°C	15 Ad.	215x115x30mm	62.2
RSP-200-12	200 W	12 V	16.7 A	10-13.2 V	-30°~+70°C	15 Ad.	215x115x30mm	62.2
RSP-200-13.5	200 W	13.5 V	14.9 A	12-15 V	-30°~+70°C	15 Ad.	215x115x30mm	62.2
RSP-200-15	200 W	15 V	13.4 A	13.5-18 V	-30°~+70°C	15 Ad.	215x115x30mm	62.2
RSP-200-24	200 W	24 V	8.4 A	20-26.4 V	-30°~+70°C	15 Ad.	215x115x30mm	62.2
RSP-200-27	200 W	27 V	7.5 A	25-31.5 V	-30°~+70°C	15 Ad.	215x115x30mm	62.2
RSP-200-36	200 W	36 V	5.5 A	30.4-39.6 V	-30°~+70°C	15 Ad.	215x115x30mm	62.2
RSP-200-48	200 W	48 V	4.2 A	41-55 V	-30°~+70°C	15 Ad.	215x115x30mm	62.2

RSP-320-2.5	150 W	2.5 V	60.0 A	2.35-2.83 V	-30°~+70°C	15 Ad.	215x115x30mm	75.3
RSP-320-3.3	198 W	3.3 V	60.0 A	2.97-3.9 V	-30°~+70°C	15 Ad.	215x115x30mm	75.3
RSP-320-4	240 W	4 V	60.0 A	3.7-4.2 V	-30°~+70°C	15 Ad.	215x115x30mm	75.3
RSP-320-5	300 W	5 V	60.0 A	4.5-5.5 V	-30°~+70°C	15 Ad.	215x115x30mm	75.3
RSP-320-7.5	300 W	7.5 V	40.0 A	6-9 V	-30°~+70°C	15 Ad.	215x115x30mm	75.3
RSP-320-12	320 W	12 V	26.7 A	10-13.2 V	-30°~+70°C	15 Ad.	215x115x30mm	75.3
RSP-320-13.5	320 W	13.5 V	23.8 A	12-15 V	-30°~+70°C	15 Ad.	215x115x30mm	75.3
RSP-320-15	320 W	15 V	21.4 A	13.5-18 V	-30°~+70°C	15 Ad.	215x115x30mm	75.3
RSP-320-24	320 W	24 V	13.4 A	20-26.4 V	-30°~+70°C	15 Ad.	215x115x30mm	75.3
RSP-320-27	320 W	27 V	11.9 A	25-31.5 V	-30°~+70°C	15 Ad.	215x115x30mm	75.3
RSP-320-36	320 W	36 V	8.9 A	30.4-39.6 V	-30°~+70°C	15 Ad.	215x115x30mm	75.3
RSP-320-48	320 W	48 V	6.7 A	41-55 V	-30°~+70°C	15 Ad.	215x115x30mm	75.3

HEP Serisi "IP68 Fansız Tasarım"

Model	Güç	Vdc	Amp	Active PFC	AC Giriş	Çalışma Sıcaklığı	IP	Boyut	Fiyat "USD"
HEP-240-12	190 W	12 V	16.0 A	PF>95	90-305VAC	-55°~+70°C	IP68	244x69x39 mm	147.9
HEP-240-15	225 W	15 V	15.0 A	PF>95	90-305VAC	-55°~+70°C	IP68	244x69x39 mm	147.9
HEP-240-24	240 W	24 V	10.0 A	PF>95	90-305VAC	-55°~+70°C	IP68	244x69x39 mm	147.9
HEP-240-36	240 W	36 V	6.7 A	PF>95	90-305VAC	-55°~+70°C	IP68	244x69x39 mm	147.9
HEP-240-48	240 W	48 V	5.0 A	PF>95	90-305VAC	-55°~+70°C	IP68	244x69x39 mm	147.9
HEP-240-54	240 W	54 V	4.5 A	PF>95	90-305VAC	-55°~+70°C	IP68	244x69x39 mm	147.9
HEP-320-12	285 W	12 V	22.0 A	PF>95	90-305VAC	-55°~+70°C	IP68	252x90x44 mm	196.6
HEP-320-15	285 W	15 V	19.0 A	PF>95	90-305VAC	-55°~+70°C	IP68	252x90x44 mm	196.6
HEP-320-24	320 W	24 V	13.3 A	PF>95	90-305VAC	-55°~+70°C	IP68	252x90x44 mm	196.6
HEP-320-36	320 W	36 V	8.9 A	PF>95	90-305VAC	-55°~+70°C	IP68	252x90x44 mm	196.6
HEP-320-48	320 W	48 V	6.7 A	PF>95	90-305VAC	-55°~+70°C	IP68	252x90x44 mm	196.6
HEP-320-54	320 W	54 V	6.0 A	PF>95	90-305VAC	-55°~+70°C	IP68	252x90x44 mm	196.6

HEP-480-24	480 W	24 V	20.0 A	PF>97	90-305VAC	-55°~+65°C	IP68	252x125x44 mm	295.0
HEP-480-36	480 W	36 V	13.3 A	PF>97	90-305VAC	-55°~+65°C	IP68	252x125x44 mm	295.0
HEP-480-48	480 W	48 V	10.0 A	PF>97	90-305VAC	-55°~+65°C	IP68	252x125x44 mm	295.0
HEP-480-54	480 W	54 V	8.9 A	PF>97	90-305VAC	-55°~+65°C	IP68	252x125x44 mm	295.0

HEP-600-12	480 W	12 V	40.0 A	PF>95	90-305VAC	-40°~+70°C	IP68	290x144x49 mm	360.0
HEP-600-15	540 W	15 V	36.0 A	PF>95	90-305VAC	-40°~+70°C	IP68	290x144x49 mm	360.0
HEP-600-20	580 W	20 V	29.0 A	PF>95	90-305VAC	-40°~+70°C	IP68	290x144x49 mm	360.0
HEP-600-24	600 W	24 V	25.0 A	PF>95	90-305VAC	-40°~+70°C	IP68	290x144x49 mm	360.0
HEP-600-30	600 W	30 V	20.0 A	PF>95	90-305VAC	-40°~+70°C	IP68	290x144x49 mm	360.0
HEP-600-36	600 W	36 V	16.7 A	PF>95	90-305VAC	-40°~+70°C	IP68	290x144x49 mm	360.0
HEP-600-42	600 W	42 V	14.3 A	PF>95	90-305VAC	-40°~+70°C	IP68	290x144x49 mm	360.0
HEP-600-48	600 W	48 V	12.5 A	PF>95	90-305VAC	-40°~+70°C	IP68	290x144x49 mm	360.0
HEP-600-54	600 W	54 V	11.2 A	PF>95	90-305VAC	-40°~+70°C	IP68	290x144x49 mm	360.0



RSP-100



RSP-150



RSP-200



RSP-320



HEP-240



HEP-320



HEP-480



HEP-600



RSP-500



RSP-750



RSP-1000



RSP-1500



RSP-1600



RSP-2000



RSP-2400



RSP-3000



RST-10000

BÜYÜK GÜÇLER (Paralel Seri)

RSP-Serisi (500~3000 W)

Model	Güç	Vdc	Amp	Vdc Ayar	Paralel	Boyut	Fiyat "USD"
RSP-500-3.3	297 W	3.3 V	90.0 A	2.8-3.6 V	-	230x127x41 mm	134.4
RSP-500-4	360 W	4 V	90.0 A	3.6-4.3 V	-	230x127x41 mm	134.4
RSP-500-5	450 W	5 V	90.0 A	4.5-5.5 V	-	230x127x41 mm	134.4
RSP-500-12	500 W	12 V	41.7 A	10-13.2 V	-	230x127x41 mm	134.4
RSP-500-15	500 W	15 V	33.4 A	13.5-18 V	-	230x127x41 mm	134.4
RSP-500-24	500 W	24 V	21.0 A	20-26.4 V	-	230x127x41 mm	134.4
RSP-500-27	500 W	27 V	18.6 A	26-30 V	-	230x127x41 mm	134.4
RSP-500-48	500 W	48 V	10.5 A	41-56 V	-	230x127x41 mm	134.4

RSP-750-5	500 W	5 V	100.0 A	4.75-5.5 V	-	250x127x41 mm	263.2
RSP-750-12	750 W	12 V	62.5 A	10-13.5 V	-	250x127x41 mm	263.2
RSP-750-15	750 W	15 V	50.0 A	13.5-16.5 V	-	250x127x41 mm	263.2
RSP-750-24	750 W	24 V	31.3 A	20-26.4 V	-	250x127x41 mm	263.2
RSP-750-27	750 W	27 V	27.8 A	24-30 V	-	250x127x41 mm	263.2
RSP-750-48	750 W	48 V	15.7 A	43-55 V	-	250x127x41 mm	263.2

RSP-1000-12 (Paralel)	720 W	12 V	60.0 A	10-13.5 V	3+1	295x127x41 mm	327.6
RSP-1000-15 (Paralel)	750 W	15 V	50.0 A	13.5-16.5 V	3+1	295x127x41 mm	327.6
RSP-1000-24 (Paralel)	960 W	24 V	40.0 A	20-26.4 V	3+1	295x127x41 mm	327.6
RSP-1000-27 (Paralel)	1000 W	27 V	37.0 A	24-30 V	3+1	295x127x41 mm	327.6
RSP-1000-48 (Paralel)	1000 W	48 V	21.0 A	43-55 V	3+1	295x127x41 mm	327.6

RSP-1500-5 (Paralel)	1200 W	5 V	240.0 A	4.5-5.5 V	3+1	278x127x84 mm	512.4
RSP-1500-12 (Paralel)	1500 W	12 V	125.0 A	10-13.5 V	3+1	278x127x84 mm	512.4
RSP-1500-15 (Paralel)	1500 W	15 V	100.0 A	13.5-16.5 V	3+1	278x127x84 mm	512.4
RSP-1500-24 (Paralel)	1500 W	24 V	63.0 A	20-26.4 V	3+1	278x127x84 mm	512.4
RSP-1500-27 (Paralel)	1500 W	27 V	56.0 A	24-30 V	3+1	278x127x84 mm	512.4
RSP-1500-48 (Paralel)	1500 W	48 V	32.0 A	43-56 V	3+1	278x127x84 mm	512.4

RSP-1600-12 (Paralel)	1500 W	12 V	125.0 A	11.5-15 V	5+1	300x85x41 mm	540.4

BÜYÜK GÜÇLER (Alternatif Modeller)

PSP-Serisi "Ekonomik"

Model	Güç	Vdc	Amp	DC Ayar	Paralel	Boyut	Fiyat "USD"
PSP-600-5	400 W	5 V	80.0 A	4.75-5.5 V	3+1	170X120X93mm	184.8
PSP-600-12	600 W	12 V	50.0 A	10-13.2 V	3+1	170X120X93mm	184.8
PSP-600-13.5	600 W	13.5 V	44.5 A	12-15 V	3+1	170X120X93mm	184.8
PSP-600-15	600 W	15 V	40.0 A	13.5-18 V	3+1	170X120X93mm	184.8
PSP-600-24	600 W	24 V	25.0 A	20-26.4 V	3+1	170X120X93mm	184.8
PSP-600-27	600 W	27 V	22.2 A	24-30 V	3+1	170X120X93mm	184.8
PSP-600-48	600 W	48 V	12.5 A	41-56 V	3+1	170X120X93mm	184.8

Model	Güç	Vdc	Amp	DC Ayar	Paralel	Boyut	Fiyat "USD"
PSPA-1000-12	960 W	12 V	80.0 A	11-14 V	3+1	170X120X93mm	274.4
PSPA-1000-15	960 W	15 V	64.0 A	14-17 V	3+1	170X120X93mm	274.4
PSPA-1000-24	1000 W	24 V	42.0 A	22-28 V	3+1	170X120X93mm	274.4
PSPA-1000-48	1000 W	48 V	21.0 A	46-56 V	3+1	170X120X93mm	274.4

PV Power - Programmable Power Supply

Model	Güç	Vdc	Amp	DC Ayar	Paralel	Boyut	Fiyat "USD"
DPU-3200-24	3.200 W	24 V	130.0 A	23.5-30 V	4+1	329X107X41mm	894.0
DPU-3200-48	3.200 W	48 V	67.0 A	47.5-58.8 V	4+1	329X107X41mm	894.0

MSP Serisi "Medical Power Supply"

Model	Güç	Vdc	Amp	DC Ayar	Paralel	Boyut	Fiyat "USD"
MSP-600-3.3	400 W	3.3 V	120.0 A	2.8-3.8 V	3+1	218X105X64mm	260.1
MSP-600-5	600 W	5 V	120.0 A	4.3-5.8 V	3+1	218X105X64mm	260.1
MSP-600-7.5	600 W	7.5 V	80.0 A	6.8-9 V	3+1	218X105X64mm	260.1
MSP-600-12	600 W	12 V	50.0 A	10.2-13.8 V	3+1	218X105X64mm	260.1
MSP-600-15	600 W	15 V	40.0 A	13.5-18 V	3+1	218X105X64mm	260.1
MSP-600-24	600 W	24 V	27.0 A	21.6-28.8 V	3+1	218X105X64mm	260.1
MSP-600-36	600 W	36 V	17.5 A	28.8-39.6 V	3+1	218X105X64mm	260.1
MSP-600-48	600 W	48 V	13.0 A	40.8-55.2 V	3+1	218X105X64mm	260.1
MSP-1000-12	960 W	12 V	80.0 A	11-14 V	3+1	218X105X64mm	330.0
MSP-1000-15	960 W	15 V	64.0 A	14-17 V	3+1	218X105X64mm	330.0
MSP-1000-24	1000 W	24 V	42.0 A	22-28 V	3+1	218X105X64mm	330.0
MSP-1000-48	1000 W	48 V	21.0 A	46-56 V	3+1	218X105X64mm	330.0

HRP-HRPG Serisi

HRP-300 / HRPG-300 (-40° ~ +70° C)

Model	Güç	Vdc	Amp	Vdc Ayar	Boyut	Fiyat "USD"
HRP-300-3.3	198 W	3.3 V	60.0 A	2.8-3.8 V	199x105x41mm	122.1
HRP-300-5	300 W	5 V	60.0 A	4.3-5.8 V	199x105x41mm	122.1
HRP-300-7.5	300 W	7.5 V	40.0 A	6.8-9 V	199x105x41mm	122.1
HRP-300-12	324 W	12 V	27.0 A	10.2-13.8 V	199x105x41mm	122.1
HRP-300-15	330 W	15 V	22.0 A	13.5-18 V	199x105x41mm	122.1
HRP-300-24	336 W	24 V	14.0 A	21.6-28.8 V	199x105x41mm	122.1
HRP-300-36	324 W	36 V	9.0 A	28.8-39.6 V	199x105x41mm	122.1
HRP-300-48	336 W	48 V	7.0 A	40.8-55.2 V	199x105x41mm	122.1

HRP-450 / HRPG-450 (-40° ~ +70° C)


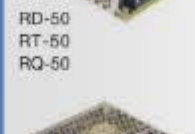

Model	Güç	Vdc	Amp	Vdc Ayar	Boyut	Fiyat "USD"
HRP-450-3.3	297 W	3.3 V	90.0 A	2.8-3.8 V	218x105x41mm	196.6
HRP-450-5	450 W	5 V	90.0 A	4.3-5.8 V	218x105x41mm	196.6
HRP-450-7.5	450 W	7.5 V	60.0 A	6.8-9 V	218x105x41mm	196.6
HRP-450-12	450 W	12 V	37.5 A	10.2-13.8 V	218x105x41mm	196.6
HRP-450-15	450 W	15 V	30.0 A	13.5-18 V	218x105x41mm	196.6
HRP-450-24	450 W	24 V	18.8 A	21.6-28.8 V	218x105x41mm	196.6
HRP-450-36	450 W	36 V	12.5 A	28.8-39.6 V	218x105x41mm	196.6
HRP-450-48	456 W	48 V	9.5 A	40.8-55.2 V	218x105x41mm	196.6

HRP-600 / HRPG-600 (-40° ~ +70° C)

Model	Güç	Vdc	Amp	Vdc Ayar	Boyut	Fiyat "USD"
HRP-600-3.3	396 W	3.3 V	120.0 A	2.8-3.8 V	218x105x63.5mm	204.3
HRP-600-5	600 W	5 V	120.0 A	4.3-5.8 V	218x105x63.5mm	204.3
HRP-600-7.5	600 W	7.5 V	80.0 A	6.8-9 V	218x105x63.5mm	204.3
HRP-600-12	636 W	12 V	53.0 A	10.2-13.8 V	218x105x63.5mm	204.3
HRP-600-15	645 W	15 V	43.0 A	13.5-18 V	218x105x63.5mm	204.3
HRP-600-24	648 W	24 V	27.0 A	21.6-28.8 V	218x105x63.5mm	204.3
HRP-600-36	630 W	36 V	17.5 A	28.8-39.6 V	218x105x63.5mm	204.3
HRP-600-48	624 W	48 V	13.0 A	40.8-55.2 V	218x105x63.5mm	204.3

HRPG-1000 (-40° ~ +70° C)

Model	Güç	Vdc	Amp	Vdc Ayar	Paralel	Boyut	Fiyat "USD"
HRPG-1000-12	960 W	12 V	80.0 A	11-14 V	3+1	218X105X64mm	318.0
HRPG-1000-15	960 W	15 V	64.0 A	14-17 V	3+1	218X105X64mm	318.0
HRPG-1000-24	1000 W	24 V	42.0 A	22-28 V	3+1	218X105X64mm	318.0
HRPG-1000-48	1000 W	48 V	21.0 A	46-56 V	3+1	218X105X64mm	318.0



RD Serisi-2 Çıkış

Model	Güç	Çıkış Vdc	Çıkış-1	Çıkış-2	Çıkış-3	Çıkış-4	Boyut	Fiyat "USD"
RD-35A	2 35 W	512V	5V0.3-4A	12V0.2-1A	-	-	99x62x36mm	22.4
RD-35B	2 35 W	524V	5V0.3-2.2A	24V0.2-1A	-	-	99x62x36mm	22.4
RD-50A	2 50 W	512V	5V0.3-6A	12V0.3-2A	-	-	99x67x36mm	26.0
RD-50B	2 50 W	524V	5V0.3-4A	24V0.2-1.4A	-	-	99x67x36mm	26.0
RD-65A	2 65 W	512V	5V0.3-6A	12V0.2-3A	-	-	129x69x36mm	29.4
RD-65B	2 65 W	524V	5V0.3-4A	24V0.2-2A	-	-	129x69x36mm	29.4
RD-85A	2 85 W	512V	5V0.3-8A	12V0.3-4A	-	-	159x71x36mm	39.2
RD-85B	2 85 W	524V	5V0.3-6A	24V0.3-2A	-	-	159x71x36mm	39.2
RD-125A	2 125 W	512V	5V0.3-7.7A	12V0.5-7.7A	-	-	199x89x36mm	44.1
RD-125B	2 125 W	524V	5V0.3-4.6A	24V0.4-4.6A	-	-	199x89x36mm	44.1
RD-125-2412	2 130 W	2412V	24V0.5-3.7A	12V1-3.7A	-	-	199x89x36mm	44.1
RD-125-2448	2 144 W	2448V	24V0.5-2A	48V0.2-2A	-	-	199x89x36mm	44.1
RD-125-4612	2 138 W	4612V	46V0.3-2.3A	12V1-2.3A	-	-	199x89x36mm	44.1
RD-125-4624	2 144 W	4624V	46V0.3-2A	24V0.3-2A	-	-	199x89x36mm	44.1
RD-125-1224	2 130 W	1224V	12V1-3.7A	24V0.4-3.7A	-	-	199x89x36mm	44.1
RD-125-1248	2 138 W	1248V	12V1-2.3A	48V0.2-2.5A	-	-	199x89x36mm	44.1

RT Serisi-3 Çıkış

Model	Güç	Çıkış Vdc	Çıkış-1	Çıkış-2	Çıkış-3	Çıkış-4	Boyut	Fiyat "USD"
RT-60A	3 50 W	512V-8V	5V0.5-4A	12V0.2-2A	5V0.1-0.5A	-	99x67x36mm	27.3
RT-60B	3 50 W	512V-12V	5V0.5-4A	12V0.2-2A	12V0.1-0.5A	-	99x67x36mm	27.3
RT-60C	3 50 W	515V-15V	5V0.5-4A	15V0.2-1.5A	15V0.1-0.5A	-	99x67x36mm	27.3
RT-60D	3 50 W	524V-12V	5V0.5-3A	24V0.2-1A	12V0.1-1A	-	99x67x36mm	27.3
RT-65A	3 65 W	512V-8V	5V0.5-6A	12V0.2-2.8A	5V0-0.5A	-	129x69x36mm	31.3
RT-65B	3 65 W	512V-12V	5V0.5-5A	12V0.2-2.8A	12V0-0.5A	-	129x69x36mm	31.3
RT-65C	3 65 W	515V-15V	5V0.5-5A	15V0.2-2.2A	15V0-0.5A	-	129x69x36mm	31.3
RT-65D	3 65 W	524V-12V	5V0.5-4A	24V0.2-1.5A	12V0.1-1A	-	129x69x36mm	31.3
RT-85A	3 85 W	512V-8V	5V0.5-8A	12V0.3-3.5A	5V0-0.5A	-	159x71x36mm	42.1
RT-85B	3 85 W	512V-12V	5V0.5-6A	12V0.3-3.5A	12V0-0.5A	-	159x71x36mm	42.1
RT-85C	3 85 W	515V-15V	5V0.5-7A	15V0.3-3A	15V0-0.5A	-	159x71x36mm	42.1
RT-85D	3 85 W	524V-12V	5V0.5-6A	24V0.3-2A	12V0.1-1A	-	159x71x36mm	42.1
RT-125A	3 125 W	512V-8V	5V0.5-12A	12V0.5-5.5A	5V0.1-1A	-	199x89x36mm	49.3
RT-125B	3 125 W	512V-12V	5V0.5-12A	12V0.5-5A	12V0.1-1A	-	199x89x36mm	49.3
RT-125C	3 125 W	515V-15V	5V0.5-10A	15V0.5-4A	15V0.1-1A	-	199x89x36mm	49.3
RT-125D	3 125 W	524V-12V	5V0.5-8A	24V0.4-3A	12V0.1-3A	-	199x89x36mm	49.3

RQ Serisi-4 Çıkış

Model	Güç	Çıkış Vdc	Çıkış-1	Çıkış-2	Çıkış-3	Çıkış-4	Boyut	Fiyat "USD"
RQ-50B	4 50 W	512V-5V-12V	5V0.5-5A	12V0.2-1A	5V0-0.5A	12V0-0.5A	99x67x36mm	31.6
RQ-50C	4 50 W	515V-5V-15V	5V0.5-5A	15V0.2-1A	5V0-0.5A	15V0-0.5A	99x67x36mm	31.6
RQ-50D	4 50 W	512V-5V-12V	5V0.5-3A	12V0.2-0.8A	24V0.1-0.8A	12V0-0.5A	99x67x36mm	31.6
RQ-65B	4							

PCB Serisi-1 Çıkış

Model	Güç	Çıkış Vdc	Çıkış Amp	Voltaj Ayar	Verim	Boyut	Fiyat "USD"
PS-05-05	5 W	5V	5V/1A	-	-	75x45x29mm	9.0
PS-05-12	5 W	12V	12V/0.45A	-	-	75x45x29mm	9.0
PS-05-15	5 W	15V	15V/0.35A	-	-	75x45x29mm	9.0
PS-05-24	5 W	24V	24V/0.22A	-	-	75x45x29mm	9.0
PS-05-48	5 W	48V	48V/0.11A	-	-	75x45x29mm	9.0
EPS-15-3.3	10 W	3.3V	3.3V/3A	3.1-3.6V	%75	83x45x24mm	11.4
EPS-15-05	15 W	5V	5V/3A	4.75-5.5V	%78	83x45x24mm	11.4
EPS-15-7.5	15 W	7.5V	7.5V/2A	7.13-8.25V	%81	83x45x24mm	11.4
EPS-15-12	15 W	12V	12V/1.25A	10.8-13.5V	%82	83x45x24mm	11.4
EPS-15-15	15 W	15V	15V/1A	13.5-16.5V	%83	83x45x24mm	11.4
EPS-15-24	15 W	24V	24V/0.625A	21.6-27V	%83	83x45x24mm	11.4
EPS-15-27	15 W	27V	27V/0.56A	24.3-29.7V	%84	83x45x24mm	11.4
EPS-15-36	15 W	36V	36V/0.42A	32.4-39.6V	%85	83x45x24mm	11.4
EPS-15-48	15 W	48V	48V/0.313A	43.2-52.8V	%85	83x45x24mm	11.4
EPS-25-3.3	17 W	3.3V	3.3V/5A	3.1-3.6V	%79	76.2x50x24mm	17.7
EPS-25-05	25 W	5V	5V/5A	4.75-5.5V	%81	76.2x50x24mm	17.7
EPS-25-7.5	25 W	7.5V	7.5V/3.4A	7.13-8.25V	%83	76.2x50x24mm	17.7
EPS-25-12	25 W	12V	12V/2.1A	10.8-13.5V	%86	76.2x50x24mm	17.7
EPS-25-15	25 W	15V	15V/1.7A	13.5-16.5V	%87	76.2x50x24mm	17.7
EPS-25-24	25 W	24V	24V/1.05A	21.6-27V	%88	76.2x50x24mm	17.7
EPS-25-27	25 W	27V	27V/0.95A	24.3-29.7V	%89	76.2x50x24mm	17.7
EPS-25-36	25 W	36V	36V/0.7A	32.4-39.6V	%89	76.2x50x24mm	17.7
EPS-25-48	25 W	48V	48V/0.53A	43.2-52.8V	%90	76.2x50x24mm	17.7
EPS-35-3.3	20 W	3.3V	3.3V/6A	3.1-3.6V	%80	76.2x50x24mm	18.3
EPS-35-05	30 W	5V	5V/6A	4.75-5.5V	%82	76.2x50x24mm	18.3
EPS-35-7.5	35 W	7.5V	7.5V/4.7A	7.13-8.25V	%84	76.2x50x24mm	18.3
EPS-35-12	35 W	12V	12V/3A	10.8-13.5V	%87	76.2x50x24mm	18.3
EPS-35-15	35 W	15V	15V/2.4A	13.5-16.5V	%88	76.2x50x24mm	18.3
EPS-35-24	35 W	24V	24V/1.5A	21.6-27V	%89	76.2x50x24mm	18.3
EPS-35-27	35 W	27V	27V/1.3A	24.3-29.7V	%89	76.2x50x24mm	18.3
EPS-35-36	35 W	36V	36V/1A	32.4-39.6V	%89	76.2x50x24mm	18.3
EPS-35-48	35 W	48V	48V/0.75A	43.2-52.8V	%90	76.2x50x24mm	18.3
EPS-45-3.3	27 W	3.3V	3.3V/8A	3.1-3.6V	%80	131.8x53x29mm	19.5
EPS-45-05	40 W	5V	5V/8A	4.75-5.5V	%82	131.8x53x29mm	19.5
EPS-45-7.5	40 W	7.5V	7.5V/5.4A	7.13-8.25V	%84	131.8x53x29mm	19.5
EPS-45-12	45 W	12V	12V/3.75A	10.8-13.5V	%87	131.8x53x29mm	19.5
EPS-45-15	45 W	15V	15V/3A	13.5-16.5V	%88	131.8x53x29mm	19.5
EPS-45-24	45 W	24V	24V/1.9A	21.6-27V	%89	131.8x53x29mm	19.5
EPS-45-36	45 W	36V	36V/1.25A	32.4-39.6V	%89	131.8x53x29mm	19.5
EPS-45-48	45 W	48V	48V/1A	43.2-52.8V	%90	131.8x53x29mm	19.5
EPS-65-3.3	36 W	3.3V	3.3V/11A	3.1-3.6V	%80	131.8x53x29mm	20.7
EPS-65-05	55 W	5V	5V/11A	4.75-5.5V	%82	131.8x53x29mm	20.7
EPS-65-7.5	60 W	7.5V	7.5V/8A	7.13-8.25V	%84	131.8x53x29mm	20.7
EPS-65-12	65 W	12V	12V/5.42A	10.8-13.5V	%86	131.8x53x29mm	20.7
EPS-65-15	65 W	15V	15V/4.34A	13.5-16.5V	%87	131.8x53x29mm	20.7
EPS-65-24	65 W	24V	24V/2.71A	21.6-27V	%88	131.8x53x29mm	20.7
EPS-65-36	65 W	36V	36V/1.81A	32.4-39.6V	%89	131.8x53x29mm	20.7
EPS-65-48	65 W	48V	48V/1.36A	43.2-52.8V	%90	131.8x53x29mm	20.7

PCB Serisi-2 Çıkış

Model	Güç	Çıkış Vdc	Çıkış-1	Çıkış-2	Çıkış-3	Boyut	Fiyat "USD"
PD-25A	25 W	5/12V	5V/0.2-1.1A	12V/0.1-1.2A	-	107x61x29mm	22.2
PD-25B	25 W	5/24V	5V/0.2-1.2A	24V/0.1-0.6A	-	107x61x29mm	22.2
PD-2505	25 W	5V	5V/0.1-2.5A	5V/0.1-2.5A	-	107x61x29mm	26.1
PD-2512	25 W	12/12V	12V/0.1-1A	12V/0.1-1A	-	107x61x29mm	26.1
PD-2515	25 W	15/15V	15V/0.1-0.8A	15V/0.1-0.8A	-	107x61x29mm	26.1
PD-45A	40 W	5/12V	5V/0.4-3.2A	12V/0.2-2A	-	127x75x42mm	22.2
PD-45B	45 W	5/24V	5V/0.4-3.2A	24V/0.2-1.2A	-	127x75x42mm	22.2
PD-65A	60 W	5/12V	5V/0.4-5.5A	12V/0.2-2.8A	-	127x75x42mm	24.9
PD-65B	65 W	5/24V	5V/0.4-3.5A	24V/0.2-2A	-	127x75x42mm	24.9

PCB Serisi-3 Çıkış

Model	Güç	Çıkış Vdc	Çıkış-1	Çıkış-2	Çıkış-3	Çıkış-4	Boyut	Fiyat "USD"
PT-4503	40 W	3.3/5/12V	3.3V/0-4A	5V/0.2-4A	12V/0-1A	12V/0-1A	127x75x42mm	29.7
PT-45A	40 W	5/12/15V	5V/0.4-3A	12V/0.2-2A	15V/0-0.3A	12V/0-0.3A	127x75x42mm	24.3
PT-45B	43 W	5/12/12V	5V/0.4-3A	12V/0.2-2A	12V/0-0.3A	12V/0-0.3A	127x75x42mm	24.3
PT-45C	44 W	5/15/15V	5V/0.4-3A	15V/0.2-1.6A	15V/0-0.3A	12V/0-0.3A	127x75x42mm	24.3
PT-65A	60 W	5/12/15V	5V/0.4-5.5A	12V/0.2-2.5A	15V/0-0.5A	12V/0-0.5A	127x75x42mm	26.7
PT-65B	65 W	5/12/12V	5V/0.4-5.5A	12V/0.2-2.5A	12V/0-0.5A	12V/0-0.5A	127x75x42mm	26.7
PT-65C	65 W	5/15/15V	5V/0.4-5.5A	15V/0.2-2A	15V/0-0.5A	12V/0-0.5A	127x75x42mm	26.7
PT-65D	65 W	5/12/24V	5V/0.4-5A	12V/0.2-2A	24V/0.2-1A	12V/0-0.5A	127x75x42mm	26.7



PS-05



EPS-15



EPS-25



EPS-35



EPS-45



EPS-65




PD-25



PD-45



PD-65



PT-65

www.kocstasteknoloji.com



HDR-15



HDR-30



HDR-60



HDR-100



HDR-150



EDR-75



EDR-120



EDR-150



NDR-240



NDR-480



MDR-10



MDR-20

MDR-60

MDR-100



HDR Serisi "Yeni Seri"

Model	Güç	Vdc	Amp	AC Giriş	Çalışma Sıcaklığı	Koli	Boyut GxYxD	Fiyat "USD"
HDR-15-05	12 W	5 V	2.4 A	85-264 V	-30°~+70°C	160 Ad.	17.5x90x54.5mm	17.1
HDR-15-12	15 W	12 V	1.25 A	85-264 V	-30°~+70°C	160 Ad.	17.5x90x54.5mm	15.7
HDR-15-15	15 W	15 V	1.0 A	85-264 V	-30°~+70°C	160 Ad.	17.5x90x54.5mm	17.1
HDR-15-24	15 W	24 V	0.63 A	85-264 V	-30°~+70°C	160 Ad.	17.5x90x54.5mm	15.7
HDR-15-48	15 W	48 V	0.32 A	85-264 V	-30°~+70°C	160 Ad.	17.5x90x54.5mm	17.1
HDR-30-05	15 W	5 V	3.0 A	85-264 V	-30°~+70°C	95 Ad.	35x90x54.5mm	21.0
HDR-30-12	24 W	12 V	2.0 A	85-264 V	-30°~+70°C	95 Ad.	35x90x54.5mm	19.0
HDR-30-15	30 W	15 V	2.0 A	85-264 V	-30°~+70°C	95 Ad.	35x90x54.5mm	21.0
HDR-30-24	36 W	24 V	1.5 A	85-264 V	-30°~+70°C	95 Ad.	35x90x54.5mm	19.0
HDR-30-48	36 W	48 V	0.75 A	85-264 V	-30°~+70°C	95 Ad.	35x90x54.5mm	21.0
HDR-60-05	33 W	5 V	6.5 A	85-264 V	-30°~+70°C	60 Ad.	52.5x90x54.5mm	28.6
HDR-60-12	54 W	12 V	4.5 A	85-264 V	-30°~+70°C	60 Ad.	52.5x90x54.5mm	26.0
HDR-60-15	60 W	15 V	4.0 A	85-264 V	-30°~+70°C	60 Ad.	52.5x90x54.5mm	28.6
HDR-60-24	60 W	24 V	2.5 A	85-264 V	-30°~+70°C	60 Ad.	52.5x90x54.5mm	26.0
HDR-60-48	60 W	48 V	1.25 A	85-264 V	-30°~+70°C	60 Ad.	52.5x90x54.5mm	28.6
HDR-100-12	85 W	12 V	7.10 A	85-264 V	-30°~+70°C	48 Ad.	70x90x54.5mm	37.2
HDR-100-15	93 W	15 V	6.13 A	85-264 V	-30°~+70°C	48 Ad.	70x90x54.5mm	40.9
HDR-100-24	93 W	24 V	3.83 A	85-264 V	-30°~+70°C	48 Ad.	70x90x54.5mm	37.2
HDR-100-48	93 W	48 V	1.92 A	85-264 V	-30°~+70°C	48 Ad.	70x90x54.5mm	40.9
HDR-150-12	135 W	12 V	11.3 A	85-264 V	-30°~+70°C	32 Ad.	105x90x54.5mm	47.1
HDR-150-15	142 W	15 V	9.5 A	85-264 V	-30°~+70°C	32 Ad.	105x90x54.5mm	51.8
HDR-150-24	150 W	24 V	6.25 A	85-264 V	-30°~+70°C	32 Ad.	105x90x54.5mm	47.1
HDR-150-48	153 W	48 V	3.2 A	85-264 V	-30°~+70°C	32 Ad.	105x90x54.5mm	51.8

EDR - NDR Serisi "Yeni Seri"

Model	Güç	Vdc	Amp	AC Giriş	Çalışma Sıcaklığı	Koli	Boyut GxYxD	Fiyat "USD"
EDR-75-12	75 W	12 V	6.3 A	90-264 V	-20°~+60°C	28 Ad.	32x125x102mm	31.3
EDR-75-24	75 W	24 V	3.2 A	90-264 V	-20°~+60°C	28 Ad.	32x125x102mm	29.7
EDR-75-48	75 W	48 V	1.6 A	90-264 V	-20°~+60°C	28 Ad.	32x125x102mm	31.3
EDR-120-12	120 W	12 V	10.0 A	90-264 V	-20°~+60°C	20 Ad.	40x125x114mm	34.2
EDR-120-24	120 W	24V	5.0 A	90-264 V	-20°~+60°C	20 Ad.	40x125x114mm	31.8
EDR-120-48	120 W	48V	2.5 A	90-264 V	-20°~+60°C	20 Ad.	40x125x114mm	32.9
EDR-150-24								

Trifaze Serisi "Slim-Yüksek Verim"



Model	Güç	Vdc	Amp	Verim	Üç faz	AC Giriş	Çalışma Sıcaklığı	Koli	Boyut GxYxD	Fiyat "USD"
TDR-240-24	240 W	24 V	10.0 A	92%	Üç faz	340-550 V	-30°~+70°C	12 Ad.	63x125x113.5mm	113.4
TDR-240-48	240 W	48 V	5.0 A	92%	Üç faz	340-550 V	-30°~+70°C	12 Ad.	63x125x113.5mm	119.0

Model	Güç	Vdc	Amp	Active PFC	Verim	AC Giriş	Çalışma Sıcaklığı	Koli	Boyut GxYxD	Fiyat "USD"
TDR-480-24	480 W	24 V	20A	PF≥90	Üç faz	340-550 V	-30°~+70°C	8 Ad.	86x125x129mm	182.0
TDR-480-48	480 W	48 V	10A	PF≥90	Üç faz	340-550 V	-30°~+70°C	8 Ad.	86x125x129mm	182.0
TDR-960-24	960 W	24 V	40A	PF≥90	Üç faz	340-550 V	-30°~+70°C	6 Ad.	110x125x150mm	341.6
TDR-960-48	960 W	48 V	20A	PF≥90	Üç faz	340-550 V	-30°~+70°C	6 Ad.	110x125x150mm	341.6

SDR Serisi "Slim-Yüksek Verim"

Model	Güç	Vdc	Amp	Active PFC	Verim	AC Giriş	Çalışma Sıcaklığı	Boyut GxYxD	Fiyat "USD"
SDR-75-12	75 W	12 V	6.3 A	-	89%	88-264 V	-30°~+70°C	32x125x102mm	49.3
SDR-75-24	75 W	24 V	3.2 A	-	89%	88-264 V	-30°~+70°C	32x125x102mm	49.3
SDR-75-48	75 W	48 V	1.6 A	-	90%	88-264 V	-30°~+70°C	32x125x102mm	49.3
SDR-120-12	120 W	12 V	10.0 A	PF-93	89%	88-264 V	-25°~+70°C	40x125x114mm	79.6
SDR-120-24	120 W	24 V	5.0 A	PF-93	91%	88-264 V	-25°~+70°C	40x125x114mm	79.6
SDR-120-48	120 W	48 V	2.5 A	PF-93	91%	88-264 V	-25°~+70°C	40x125x114mm	79.6
SDR-240-24	240 W	24 V	10.0 A	PF-93	94%	88-264 V	-25°~+70°C	63x125x114mm	133.8
SDR-240-48	240 W	48 V	5.0 A	PF-93	94%	88-264 V	-25°~+70°C	63x125x114mm	133.8
SDR-480-24	480 W	24 V	20.0 A	PF-94	94%	90-264 V	-25°~+70°C	86x125x129mm	213.6
SDR-480-48	480 W	48 V	10.0 A	PF-94	94%	90-264 V	-25°~+70°C	86x125x129mm	213.6
SDR-960-24	960 W	24 V	40.0 A	PF-95	94%	180-264 V	-30°~+70°C	110x125x150mm	358.4
SDR-960-48	960 W	48 V	20.0 A	PF-95	94%	180-264 V	-30°~+70°C	110x125x150mm	358.4

WDR Tek Faz ve İki Faz Geniş Giriş Serisi

Model	Güç	Vdc	Amp	Active PFC	Verim	AC Giriş	Çalışma Sıcaklığı	Boyut GxYxD	Fiyat "USD"
WDR-120-12	120 W	12 V	10.0 A	-	90%	180-550 V	-25°~+70°C	40x125x114mm	96.0
WDR-120-24	120 W	24 V	5.0 A	-	91%	180-550 V	-25°~+70°C	40x125x114mm	96.0
WDR-120-48	120 W	48 V	2.5 A	-	92%	180-550 V	-25°~+70°C	40x125x114mm	96.0
WDR-240-24	240 W	24 V	10.0 A	PF-84	91%	180-550 V	-30°~+70°C	63x125x114mm	184.5
WDR-240-48	240 W	48 V	5.0 A	PF-84	91%	180-550 V	-30°~+70°C	63x125x114mm	184.5
WDR-480-24	480 W	24 V	20.0 A	PF-84	92%	180-550 V	-30°~+70°C	86x125x129mm	267.6
WDR-480-48	480 W	48 V	10.0 A	PF-84	93%	180-550 V	-30°~+70°C	86x125x129mm	267.6

DR Redundant Modul & UPS Modul

Model	Güç	Vdc	Amp	Active PFC	Verim	AC Giriş	Çalışma Sıcaklığı	Boyut GxYxD	Fiyat "USD"
DR-RDN20	21-28V	20.0 A					-40°~+70°C	56x125x100mm	35.6
DR-UPS40	24-29V	0-40A					-20°~+70°C	56x125x100mm	56.4

DRA Dimedilebilir Seri "1~10 vdc, PWM, Resistance"


Model	Güç	Vdc	Amp	Active PFC	Verim	AC Giriş	Çalışma Sıcaklığı	Boyut GxYxD	Fiyat "USD"
DRA-40-12	40 W	12 V	3.3 A	-	85%	90-264 V	-30°~+70°C	40x90x100mm	33.6
DRA-40-24	40 W	24 V	1.7 A	-	87%	90-264 V	-30°~+70°C	40x90x100mm	33.6
DRA-60-12	60 W	12 V	5.0 A	-	85%	90-264 V	-30°~+70°C	40x90x100mm	37.2
DRA-60-24	60 W	24 V	2.5 A	-	87%	90-264 V	-30°~+70°C	40x90x100mm	37.2

KNX Power Supply

Model	Güç	Vdc	Amp	Active PFC	Verim	AC Giriş	Çalışma Sıcaklığı	Boyut GxYxD	Fiyat "USD"
KNX-20E-640	19.2 W	30 V	640mA	-	-	180-264 AC	-30°~+70°C	53x90x55mm	120.0



TDR-240



TDR-480



TDR-960



SDR-75



SDR-120



SDR-240



SDR-480



SDR-960



DR-RDN-20



DRA-40



DRA-60



KNX



HEP-600C



PB-360



PB-600



PB-1000



RFB-1600



ENP-120



ENP-120



ENP-180



ENC-120



ENC-120



ENC-120



ENC-120



PB-230



GC30

www.koclasteknoloji.com

HEP Serisi "Fansız Tasarım"

Model	Güç	Çıkış Vdc "Ayarlanabilir"	Çıkış Amp "Ayarlanabilir"	Akü Kapasitesi	Boyut	Fiyat "USD"
HEP-600C-12	600 W	11.5-15.1 V	17.5-35 A	135-400Ah	280x144x49mm	333.2
HEP-600C-24	600 W	23.0-30.2 V	10.5-21 A	70-210Ah	280x144x49mm	333.2
HEP-600C-48	600 W	46.1-60.5 V	5.2-10.5 A	35-105Ah	280x144x49mm	333.2

PB Serisi "Pano Tipi"

Model	Güç	Çıkış Vdc	Çıkış Amp	Akü Kapasitesi	Boyut	Fiyat "USD"
PB-360-12	360 W	14.4 V	24.3 A	80-240Ah	253x135x49mm	138.0
PB-360-24	360 W	28.8 V	12.5 A	40-125Ah	253x135x49mm	138.0
PB-360-48	360 W	57.6 V	6.25 A	20-65Ah	253x135x49mm	138.0
PB-600-12	600 W	14.4 V	40.0 A	135-400Ah	230x158x67mm	302.4
PB-600-24	600 W	28.8 V	21.0 A	70-210Ah	230x158x67mm	302.4
PB-600-48	600 W	57.6 V	10.5 A	35-105Ah	230x158x67mm	302.4
PB-1000-12	1000 W	14.4 V	60.0 A	200-600Ah	300x184x70mm	439.6
PB-1000-24	1000 W	28.8 V	34.7 A	120-350Ah	300x184x70mm	439.6
PB-1000-48	1000 W	57.6 V	17.4 A	60-175Ah	300x184x70mm	439.6

* PB-500 ve PB-1000 modelleri şarj tamamladıktan sonra kapanır.

Model	Güç	Çıkış Vdc	Çıkış Amp	Akü Kapasitesi	Boyut	Fiyat "USD"
RPB-1600-12	1600 W	14.4 V	100 A	330-1000Ah	300x85x41mm	560.0
RPB-1600-24	1600 W	28.8 V	55.0 A	180-550Ah	300x85x41mm	560.0
RPB-1600-48	1600 W	57.6 V	27.5 A	90-270Ah	300x85x41mm	560.0

ENP Serisi "Yeni Seri" "Power Supply"

Model	Güç	Çıkış Vdc	Çıkış Amp	Akü Kapasitesi	Boyut	Fiyat "USD"
ENP-120-12	120 W	14.4 V	8 A	30-80Ah	192x178x45.5mm	78.4
ENP-120-24	120 W	28.8 V	4 A	15-40Ah	192x178x45.5mm	78.4
ENP-120-48	120 W	57.6 V	2 A	10-20Ah	192x178x45.5mm	78.4
ENP-180-12	180 W	14.4 V	12 A	45-125Ah	192x178x45.5mm	92.4
ENP-180-24	180 W	28.8 V	6 A	25-65Ah	192x178x45.5mm	92.4
ENP-180-48	180 W	57.6 V	3 A	15-35Ah	192x178x45.5mm	92.4
ENP-240-12	240 W	14.4 V	16 A	60-170Ah	192x178x45.5mm	106.4
ENP-240-24	240 W	28.8 V	8 A	30-85Ah	192x178x45.5mm	106.4
ENP-240-48	240 W	57.6 V	4 A	15-45Ah	192x178x45.5mm	106.4
ENP-360-12	360 W	14.4 V	24 A	85-250Ah	192x178x45.5mm	131.6
ENP-360-24	360 W	28.8 V	12 A	45-125Ah	192x178x45.5mm	131.6
ENP-360-48	360 W	57.6 V	6 A	25-65Ah	192x178x45.5mm	131.6

ENC Serisi "Yeni Seri" "Battery Charger"

Model	Güç	Çıkış Vdc	Çıkış Amp	Akü Kapasitesi	Boyut	Fiyat "USD"
ENC-120-12	120 W	14.4 V	8 A	30-80Ah	192x178x45.5mm	89.6
ENC-120-24	120 W	28.8 V	4 A	15-40Ah	192x178x45.5mm	89.6
ENC-120-48	120 W	57.6 V	2 A	10-20Ah	192x178x45.5mm	89.6
ENC-180-12	180 W	14.4 V	12 A	45-125Ah	192x178x45.5mm	105.3
ENC-180-24	180 W	28.8 V	6 A	25-65Ah	192x178x45.5mm	105.3
ENC-180-48	180 W	57.6 V	3 A	15-35Ah	192x178x45.5mm	105.3
ENC-240-12	240 W	14.4 V	16 A	60-170Ah	192x178x45.5mm	117.6
ENC-240-24	240 W	28.8 V	8 A	30-85Ah	192x178x45.5mm	117.6
ENC-240-48	240 W	57.6 V	4 A	15-45Ah	192x178x45.5mm	117.6
ENC-360-12	360 W	14.4 V	24 A	85-250Ah	192x178x45.5mm	142.8
ENC-360-24	360 W	28.8 V	12 A	45-125Ah	192x178x45.5mm	142.8
ENC-360-48	360 W	57.6 V	6 A	25-65Ah	192x178x45.5mm	142.8

Adaptör Tip

GÜVENLİK SERİSİ - UPS Fonksiyon

KUTULU ve PCB Tip

* Güvenlik Sistemleri
* UPS Uygulamaları

* Alarm Sistemleri
* Access Sistemleri



* Merkezi İzleme Sistemleri
* Acil Aydınlatma Uygulamaları



Model	Güç	Tip	DC Çıkış (Max)	Şarj Çıkış	Alarm Çıkış	Boyut	Fiyat "USD"
AD-55 A	55 W	Kutulu	13.8 V / 4.0 A	13.4 V / 0.23 A	Battery Low (ops.)	159x97x38mm	36.9
AD-55 B	55 W	Kutulu	27.6 V / 2.0 A	26.5 V / 0.16 A	Battery Low (ops.)	159x97x38mm	40.7
AD-155 A	155 W	Kutulu	13.8 V / 11.5 A	13.3 V / 0.50 A	reset	199x110x50mm	78.9
AD-155 B	155 W	Kutulu	27.6 V / 5.5 A	27.1 V / 0.50 A	reset	199x110x50mm	78.9
AD-155 C	155 W	Kutulu	54.0 V / 2.7 A	53.5 V / 0.50 A	reset	199x110x50mm	78.9
PSC-35 A	35 W	Pcb	13.8 V / 2.6 A	13.8 V / 0.9 A	AC OK & Battery Low	85x51x24mm	22.4
PSC-35 B	35 W	Pcb	27.6 V / 1.3 A	27.6 V / 0.45 A	AC OK & Battery Low	85x51x24mm	22.4
PSC-35 A-C	35 W	Kutulu	13.8 V / 2.6 A	13.8 V / 0.9 A	AC OK & Battery Low	87x60x30mm	25.8
PSC-35 B-C	35 W	Kutulu	27.6 V / 1.3 A	27.6 V / 0.45 A	AC OK & Battery Low	87x60x30mm	25.8
PSC-60 A	60 W	Pcb	13.8 V / 4.3 A	13.8 V / 1.50 A	AC OK & Battery Low	101x51x29mm	29.7
PSC-60 B	60 W	Pcb	27.6 V / 2.1 A	27.6 V / 0.75 A	AC OK & Battery Low	101x51x29mm	29.7
PSC-60 A-C	60 W	Kutulu	13.8 V / 4.3 A	13.8 V / 1.50 A	AC OK & Battery Low	104x62x37mm	32.8
PSC-60 B-C	60 W	Kutulu	27.6 V / 2.1 A	27.6 V / 0.75 A	AC OK & Battery Low	104x62x37mm	32.8
PSC-100 A	100 W	Pcb	13.8 V / 7.0 A	13.8 V / 2.50 A	AC OK & Battery Low	127x76x31mm	51.5
PSC-100 B	100 W	Pcb	27.6 V / 3.5 A	27.6 V / 1.25 A	AC OK & Battery Low	127x76x31mm	51.5
PSC-100 A-C	100 W	Kutulu	13.8 V / 7.0 A	13.8 V / 2.50 A	AC OK & Battery Low	130x85x37mm	56.0
PSC-100 B-C	100 W	Kutulu	27.6 V / 3.5 A	27.6 V / 1.25 A	AC OK & Battery Low	130x85x37mm	56.0
PSC-160 A	160 W	Pcb	13.8 V / 11.6 A	13.8 V / 4.0 A	AC OK & Battery Low	153x76x32mm	68.4
PSC-160 B	160 W	Pcb	27.6 V / 5.8 A	27.6 V / 2.0 A	AC OK & Battery Low	153x76x32mm	68.4
PSC-160 A-C	160 W	Kutulu	13.8 V / 11.6 A	13.8 V / 4.0 A	AC OK & Battery Low	156x85x37mm	71.8
PSC-160 B-C	160 W	Kutulu	27.6 V / 5.8 A	27.6 V / 2.0 A	AC OK & Battery Low	156x85x37mm	71.8

RAY Montaj Serisi - UPS Fonksiyon

Model	Güç	Tip	DC Çıkış (Max)	Şarj Çıkış	Alarm Çıkış	Boyut	Fiyat "USD"
DRC-40 A	40 W	Din Rail	13.8 V / 2.9 A	13.8 V / 1.0 A	AC OK & Battery Low	40x90x100mm	40.4
DRC-40 B	40 W	Din Rail	27.6 V / 1.46 A	27.6 V / 0.5 A	AC OK & Battery Low	40x90x100mm	40.4
DRC-60 A	60 W	Din Rail	13.8 V / 4.3 A	13.8 V / 1.5 A	AC OK & Battery Low	40x90x100mm	47.4
DRC-60 B	60 W	Din Rail	27.6 V / 2.15 A	27.6 V / 0.75 A	AC OK & Battery Low	40x90x100mm	47.4
DRC-100 A	100 W	Din Rail	13.8 V / 7.0 A	13.8 V / 2.50 A	AC OK & Battery Low	55x90x100mm	67.2
DRC-100 B	100 W	Din Rail	27.6 V / 3.5 A	27.6 V / 1.25 A	AC OK & Battery Low	55x90x100mm	67.2



www.koclasteknoloji.com

DESKTOP ADAPTOR

Model	Güç	Vdc	Amp	AC Giriş	DC Soket	Boyut	Fiyat "USD"
GST25A-05	20 W	5 V	4.0 Amp	Desktop	P1J-Ø2.1mm	93x54x36mm	19.6
GST25A-07	22 W	7.5 V	2.93 Amp	Desktop	P1J-Ø2.1mm	93x54x36mm	19.6
GST25A-09	25 W	09 V	2.55 Amp	Desktop	P1J-Ø2.1mm	93x54x36mm	19.6
GST25A-12	25 W	12 V	2.08 Amp	Desktop	P1J-Ø2.1mm	93x54x36mm	19.6
GST25A-15	25 W	15 V	1.65 Amp	Desktop	P1J-Ø2.1mm	93x54x36mm	19.6
GST25A-18	25 W	18 V	1.38 Amp	Desktop	P1J-Ø2.1mm	93x54x36mm	19.6
GST25A-24	25 W	24 V	1.04 Amp	Desktop	P1J-Ø2.1mm	93x54x36mm	19.6
GST25A-28	25 W	28 V	0.89 Amp	Desktop	P1J-Ø2.1mm	93x54x36mm	19.6
GST25A-48	25 W	48 V	0.52 Amp	Desktop	P1J-Ø2.1mm	93x54x36mm	19.6
GST40A-05	25 W	5 V	5.0 Amp	Desktop	P1J-Ø2.1mm	126x50x32mm	24.4
GST40A-07	40 W	7.5 V	5.34 Amp	Desktop	P1J-Ø2.1mm	126x50x32mm	24.4
GST40A-09	40 W	09 V	4.45 Amp	Desktop	P1J-Ø2.1mm	126x50x32mm	24.4
GST40A-12	40 W	12 V	3.34 Amp	Desktop	P1J-Ø2.1mm	126x50x32mm	24.4
GST40A-15	40 W	15 V	2.67 Amp	Desktop	P1J-Ø2.1mm	126x50x32mm	24.4
GST40A-18	40 W	18 V	2.22 Amp	Desktop	P1J-Ø2.1mm	126x50x32mm	24.4
GST40A-24	40 W	24 V	1.67 Amp	Desktop	P1J-Ø2.1mm	126x50x32mm	24.4
GST40A-48	40 W	48 V	0.84 Amp	Desktop	P1J-Ø2.1mm	126x50x32mm	24.4
GST60A-05	30 W	5 V	6.0 Amp	Desktop	P1J-Ø2.1mm	126x50x32mm	27.0
GST60A-07	45 W	7.5 V	6.0 Amp	Desktop	P1J-Ø2.1mm	126x50x32mm	27.0
GST60A-09	54 W	09 V	6.0 Amp	Desktop	P1J-Ø2.1mm	126x50x32mm	27.0
GST60A-12	60 W	12 V	5.0 Amp	Desktop	P1J-Ø2.1mm	126x50x32mm	27.0
GST60A-15	60 W	15 V	4.0 Amp	Desktop	P1J-Ø2.1mm	126x50x32mm	27.0
GST60A-18	60 W	18 V	3.33 Amp	Desktop	P1J-Ø2.1mm	126x50x32mm	27.0
GST60A-24	60 W	24 V	2.50 Amp	Desktop	P1J-Ø2.1mm	126x50x32mm	27.0
GST60A-48	60 W	48 V	1.25 Amp	Desktop	P1J-Ø2.1mm	126x50x32mm	27.0
GST90A-12	80 W	12 V	6.67 Amp	Desktop	P1M-Ø2.5mm	146x60x32mm	44.6
GST90A-15	90 W	15 V	6.00 Amp	Desktop	P1M-Ø2.5mm	146x60x32mm	44.6
GST90A-19	90 W	19 V	4.74 Amp	Desktop	P1M-Ø2.5mm	146x60x32mm	44.6
GST90A-24	90 W	24 V	3.75 Amp	Desktop	P1M-Ø2.5mm	146x60x32mm	44.6
GST90A-48	90 W	48 V	1.87 Amp	Desktop	P1M-Ø2.5mm	146x60x32mm	44.6
GST120A-12	102 W	12 V	8.5 Amp	Desktop	R7B-DIN-4P	167x67x35mm	64.8
GST120A-15	105 W	15 V	7.0 Amp	Desktop	R7B-DIN-4P	167x67x35mm	64.8
GST120A-20	120 W	20 V	6.0 Amp	Desktop	P1M-Ø2.5mm	167x67x35mm	64.8
GST120A-24	120 W	24 V	5.0 Amp	Desktop	P1M-Ø2.5mm	167x67x35mm	64.8
GST120A-48	120 W	48 V	2.5 Amp	Desktop	P1M-Ø2.5mm	167x67x35mm	64.8
GST160A-12	138 W	12 V	11.5 Amp	Desktop	R7B-DIN-4P	175x72x35mm	78.4
GST160A-15	144 W	15 V	9.5 Amp	Desktop	R7B-DIN-4P	175x72x35mm	78.4
GST160A-20	160 W	20 V	8.0 Amp	Desktop	R7B-DIN-4P	175x72x35mm	78.4
GST160A-24	160 W	24 V	6.67 Amp	Desktop	R7B-DIN-4P	175x72x35mm	78.4
GST160A-36	160 W	36 V	4.44 Amp	Desktop	R7B-DIN-4P	175x72x35mm	78.4
GST160A-48	160 W	48 V	3.34 Amp	Desktop	R7B-DIN-4P	175x72x35mm	78.4
GST220A-12	180 W	12 V	15.0 Amp	Desktop	R7B-DIN-4P	210x85x46mm	112.0
GST220A-15	201 W	15 V	13.4 Amp	Desktop	R7B-DIN-4P	210x85x46mm	112.0
GST220A-20	220 W	20 V	11.0 Amp	Desktop	R7B-DIN-4P	210x85x46mm	112.0
GST220A-24	220 W	24 V	9.2 Amp	Desktop	R7B-DIN-4P	210x85x46mm	112.0
GST220A-36	220 W	36 V	6.1 Amp	Desktop	R7B-DIN-4P	210x85x46mm	112.0
GST220A-48	220 W	48 V	4.6 Amp	Desktop	R7B-DIN-4P	210x85x46mm	112.0
GST280A-12	222 W	12 V	18.5 Amp	Desktop	C6P-Molex-6pin	220x95x46mm	135.0
GST280A-15	240 W	15 V	16.0 Amp	Desktop	C6P-Molex-6pin	220x95x46mm	135.0
GST280A-20	260 W	20 V	13.0 Amp	Desktop	C6P-Molex-6pin	220x95x46mm	135.0
GST280A-24	280 W	24 V	11.7 Amp	Desktop	C6P-Molex-6pin	220x95x46mm	135.0
GST280A-48	280 W	48 V	5.84 Amp	Desktop	C6P-Molex-6pin	220x95x46mm	135.0

*A ve B tipi adaptörler için kablo ayrı satılır.
*A tipi adaptör için topraklı kablo isteyiniz.
*B tipi adaptör için topraksız kablo isteyiniz.

EKONOMİK ADAPTOR

Model	Güç	Vdc	Amp	AC Giriş	DC Soket	Boyut	Fiyat "USD"
GS05E-USB	5 W	5 V	1.0 Amp	Priz	USB	42x1x29mm	12.6
GS06E-05	5 W	5 V	1.0 Amp	Priz	P1J-02.1mm	32x6x43mm	16.2
GS06E-12	6 W	12 V	0.5 Amp	Priz	P1J-02.1mm	32x6x43mm	16.2
GS06E-24	6 W	24 V	0.25 Amp	Priz	P1J-02.1mm	32x6x43mm	16.2
GS12E-05	10 W	5 V	2.0 Amp	Priz	P1J-02.1mm	65x7x27mm	16.4
GS12E-12	12 W	12 V	1.0 Amp	Priz	P1J-02.1mm	65x7x27mm	16.4
GS12E-24	12 W	24 V	0.5 Amp	Priz	P1J-02.1mm	65x7x27mm	16.4
GST18E-05	15 W	5 V	3.0 Amp	Priz	P1J-02.1mm	79x6x33mm	19.2
GST18E-12	18 W	12 V	1.5 Amp	Priz	P1J-02.1mm	79x6x33mm	19.2
GST18E-18	18 W	24 V	0.75 Amp	Priz	P1J-02.1mm	79x6x33mm	19.2
GST25E-05	20 W	5 V	4.0 Amp	Priz	P1J-02.1mm	79x6x33mm	19.6
GST25E-12	25 W	12 V	2.08 Amp	Priz	P1J-02.1mm	79x6x33mm	19.6
GST25E-24	25 W	24 V	1.04 Amp	Priz	P1J-02.1mm	79x6x33mm	19.6
GST36E-05	23 W	5 V	4.5 Amp	Priz	P1J-02.1mm	79x6x33mm	22.2
GST36E-12	36 W	12 V	3.0 Amp	Priz	P1J-02.1mm	79x6x33mm	22.2
GST36E-24	36 W	24 V	1.5 Amp	Priz	P1J-02.1mm	79x6x33mm	22.2
GST18B-05	15 W	5 V	3.0 Amp	Desktop	P1J-02.1mm	79x6x33mm	19.2
GST18B-12	18 W	12 V	1.5 Amp	Desktop	P1J-02.1mm	79x6x33mm	19.2
GST18B-18	18 W	18 V	1.0 Amp	Desktop	P1J-02.1mm	79x6x33mm	19.2
GST25B-05	20 W	5 V	4.0 Amp	Desktop	P1J-02.1mm	79x6x33mm	19.6
GST25B-07	22 W	7.5 V	2.93 Amp	Desktop	P1J-02.1mm	79x6x33mm	19.6
GST25B-09	23 W	09 V	2.55 Amp	Desktop	P1J-02.1mm	79x6x33mm	19.6
GST25B-12	25 W	12 V	2.08 Amp	Desktop	P1J-02.1mm	79x6x33mm	19.6
GST25B-15	25 W	15 V	1.66 Amp	Desktop	P1J-02.1mm	79x6x33mm	19.6
GST25B-18	25 W	18 V	1.38 Amp	Desktop	P1J-02.1mm	79x6x33mm	19.6
GST25B-24	25 W	24 V	1.04 Amp	Desktop	P1J-02.1mm	79x6x33mm	19.6
GST25B-28	25 W	28 V	0.89 Amp	Desktop	P1J-02.1mm	79x6x33mm	19.6
GST25B-48	25 W	48 V	0.52 Amp	Desktop	P1J-02.1mm	79x6x33mm	19.6



GS05E-USB



GS06E



GS12E



GST18E



GST25E



GST36E



GST18B



GST25B

MEDİKAL ADAPTOR

Model	Güç	Vdc	Amp	AC Giriş	DC Soket	Boyut	Fiyat "USD"
GSM18E-05	15 W	5 V	3.0 Amp	Priz	P1J-02.1mm	79x6x33mm	22.0
GSM18E-12	18 W	12 V	1.5 Amp	Priz	P1J-02.1mm	79x6x33mm	22.0
GSM18E-15	18 W	15 V	1.2 Amp	Priz	P1J-02.1mm	79x6x33mm	22.0
GSM25B-05	20 W	5 V	4.0 Amp	Desktop	P1J-02.1mm	79x6x33mm	22.6
GSM25B-12	25 W	12 V	2.08 Amp	Desktop	P1J-02.1mm	79x6x33mm	22.6
GSM25B-15	25 W	15 V	1.66 Amp	Desktop	P1J-02.1mm	79x6x33mm	22.6
GSM40A-05	25 W	5 V	5.0 Amp	Desktop	P1J-02.1mm	125x50x32mm	31.6
GSM40A-07	40 W	7.5 V	5.34 Amp	Desktop	P1J-02.1mm	125x50x32mm	31.6
GSM40A-09	40 W	09 V	4.45 Amp	Desktop	P1J-02.1mm	125x50x32mm	31.6
GSM40A-12	40 W	12 V	3.34 Amp	Desktop	P1J-02.1mm	125x50x32mm	31.6
GSM40A-15	40 W	15 V	2.67 Amp	Desktop	P1J-02.1mm	125x50x32mm	31.6
GSM40A-18	40 W	18 V	2.22 Amp	Desktop	P1J-02.1mm	125x50x32mm	31.6
GSM40A-24	40 W	24 V	1.67 Amp	Desktop	P1J-02.1mm	125x50x32mm	31.6
GSM40A-48	40 W	48 V	0.84 Amp	Desktop	P1J-02.1mm	125x50x32mm	31.6
GSM60A-05	30 W	5 V	6.0 Amp	Desktop	P1J-02.1mm	125x50x32mm	34.6
GSM60A-07	45 W	7.5 V	6.0 Amp	Desktop	P1J-02.1mm	125x50x32mm	34.6
GSM60A-09	54 W	09 V	6.0 Amp	Desktop	P1J-02.1mm	125x50x32mm	34.6
GSM60A-12	60 W	12 V	5.0 Amp	Desktop	P1J-02.1mm	125x50x32mm	34.6
GSM60A-15	60 W	15 V	4.0 Amp	Desktop	P1J-02.1mm	125x50x32mm	34.6
GSM60A-18	60 W	18 V	3.33 Amp	Desktop	P1J-02.1mm	125x50x32mm	34.6
GSM60A-24	60 W	24 V	2.50 Amp	Desktop	P1J-02.1mm	125x50x32mm	34.6
GSM60A-48	60 W	48 V	1.25 Amp	Desktop	P1J-02.1mm	125x50x32mm	34.6



GSM18E



GSM25B



GSM40A



GSM60A

www.koclasteknoloji.com

DC/AC POWER INVERTER

Multiple choices from 100~5000VA

True Sine Wave with Solar Charger
TN Series : 1000~3000VA
DSI-3011 300VA (Built-in MPPT)

Grid-Tied DC/AC Solar Inverter
G21 Series : 3000~5000VA

Modified Sine Wave
M21/M302 Series : 100~2500VA
M21-005 : 500VA (Built-in MPPT)

True Sine Wave
TS Series : 200~3000VA

Modifiye Sinüs İnverter

Model	Güç	Giriş Voltajı	Çıkış Voltajı	Çalışma Sıcaklığı	Boyut	Fiyat "USD"
A301-150	150 W	12 V DC	220 V AC	0~30° @ %100	165x94x69mm	48
A301-150 usb	150 W	12 V DC	220 V AC	0~30° @ %100	165x94x69mm	54
A301-300 usb	300 W	12 V DC	220 V AC	0~30° @ %100	165x94x74mm	68
A302-300 usb	300 W	24 V DC	220 V AC	0~30° @ %100	165x94x74mm	68
A301-600	600 W	12 V DC	220 V AC	0~30° @ %100	210x173x65mm	126
A302-600	600 W	24 V DC	220 V AC	0~30° @ %100	210x173x65mm	126
A301-1K0	1000 W	12 V DC	220 V AC	0~30° @ %100	310x210x85mm	262
A302-1K0	1000 W	24 V DC	220 V AC	0~30° @ %100	310x210x85mm	262
A301-1K7	1500 W	12 V DC	220 V AC	0~30° @ %100	455x210x85mm	380
A302-1K7	1500 W	24 V DC	220 V AC	0~30° @ %100	455x210x85mm	380
A301-2K5	2500 W	12 V DC	220 V AC	0~25° @ %100	430x210x159mm	758
A302-2K5	2500 W	24 V DC	220 V AC	0~25° @ %100	430x210x159mm	758
A301-4K0	4000 W	12 V DC	220 V AC	0~25° @ %100	580x210x159mm	1150
A302-4K0	4000 W	24 V DC	220 V AC	0~25° @ %100	580x210x159mm	1150



150 W




300 W



600 W



1000 W



1500 W



2500 W



4000 W

DC / AC (POWER INVERTER)

Mean Well Sinüs İnverter

Model	Güç	Giriş Voltajı	Çıkış Voltajı	Çalışma Sıcaklığı	Boyut	Fiyat "USD"
TS-200-212B	200 W	12 V DC	220 V AC	-10 - 40° @ %100	206x158x69mm	182.7
TS-200-224B	200 W	24 V DC	220 V AC	-10 - 40° @ %100	206x158x69mm	182.7
TS-200-248B	200 W	48 V DC	220 V AC	-10 - 40° @ %100	206x158x69mm	182.7

400 W						
Model	Güç	Giriş Voltajı	Çıkış Voltajı	Çalışma Sıcaklığı	Boyut	Fiyat "USD"
TS-400-212B	400 W	12 V DC	220 V AC	-10 - 40° @ %100	206x158x67mm	191.4
TS-400-224B	400 W	24 V DC	220 V AC	-10 - 40° @ %100	206x158x67mm	191.4
TS-400-248B	400 W	48 V DC	220 V AC	-10 - 40° @ %100	206x158x67mm	191.4

700 W						
Model	Güç	Giriş Voltajı	Çıkış Voltajı	Çalışma Sıcaklığı	Boyut	Fiyat "USD"
TS-700-212B	700 W	12 V DC	220 V AC	0 - 40° @ %100	256x194x70mm	394.4
TS-700-224B	700 W	24 V DC	220 V AC	0 - 40° @ %100	256x194x70mm	394.4
TS-700-248B	700 W	48 V DC	220 V AC	0 - 40° @ %100	256x194x70mm	394.4

1000 W						
Model	Güç	Giriş Voltajı	Çıkış Voltajı	Çalışma Sıcaklığı	Boyut	Fiyat "USD"
TS-1000-212B	1000 W	12 V DC	220 V AC	0 - 40° @ %100	345x194x70mm	443.7
TS-1000-224B	1000 W	24 V DC	220 V AC	0 - 40° @ %100	345x194x70mm	443.7
TS-1000-248B	1000 W	48 V DC	220 V AC	0 - 40° @ %100	345x194x70mm	443.7

1500 W						
Model	Güç	Giriş Voltajı	Çıkış Voltajı	Çalışma Sıcaklığı	Boyut	Fiyat "USD"
TS-1500-212B	1500 W	12 V DC	220 V AC	0 - 40° @ %100	420x220x89mm	640.9
TS-1500-224B	1500 W	24 V DC	220 V AC	0 - 40° @ %100	420x220x89mm	640.9
TS-1500-248B	1500 W	48 V DC	220 V AC	0 - 40° @ %100	420x220x89mm	640.9

3000 W						
Model	Güç	Giriş Voltajı	Çıkış Voltajı	Çalışma Sıcaklığı	Boyut	Fiyat "USD"
TS-3000-212B	3000 W	12 V DC	220 V AC	0 - 40° @ %100	467x284x103mm	1279.0
TS-3000-224B	3000 W	24 V DC	220 V AC	0 - 40° @ %100	467x284x103mm	1279.0
TS-3000-248B	3000 W	48 V DC	220 V AC	0 - 40° @ %100	467x284x103mm	1279.0

Inverter With AC & SOLAR CHARGER

Model	Güç	Giriş Voltajı	Çıkış Voltajı	Çalışma Sıcaklığı	Boyut	Fiyat "USD"
TN-1500-212B	1500 W	12 V DC	220 V AC	0 - 40° @ %100	420x220x89mm	798.0
TN-1500-224B	1500 W	24 V DC	220 V AC	0 - 40° @ %100	420x220x89mm	798.0
TN-1500-248B	1500 W	48 V DC	220 V AC	0 - 40° @ %100	420x220x89mm	798.0

3000 W						
Model	Güç	Giriş Voltajı	Çıkış Voltajı	Çalışma Sıcaklığı	Boyut	Fiyat "USD"
TN-3000-212B	3000 W	12 V DC	220 V AC	0 - 40° @ %100	467x284x103mm	1596.0
TN-3000-224B	3000 W	24 V DC	220 V AC	0 - 40° @ %100	467x284x103mm	1596.0
TN-3000-248B	3000 W	48 V DC	220 V AC	0 - 40° @ %100	467x284x103mm	1596.0



TS-200



TS-400



TS-700



TS-1000



TS-1500



TS-3000



TN-1500



TN-3000



IRM-01



IRM-02



IRM-03



IRM-05



IRM-10



IRM-15



IRM-20



IRM-30



IRM-30ST



IRM-45




IRM-45ST



IRM-60



IRM-60ST




PM-05



PM-10



PM-15



PM-20

www.kocasteknoloji.com

AC~DC Power Modul Serisi



Model	Güç	Vdc	Amp	AC Giriş	Çalışma Sıcaklığı	Boyut	Fiyat "USD"
IRM-01-3.3	1 W	3.3 V	300 mA	85-305 V	-30°~+85°C	33.7x22.2x15mm	7.8
IRM-01-06	1 W	5 V	200 mA	85-305 V	-30°~+85°C	33.7x22.2x15mm	7.8
IRM-01-09	1 W	9 V	111 mA	85-305 V	-30°~+85°C	33.7x22.2x15mm	7.8
IRM-01-12	1 W	12 V	83 mA	85-305 V	-30°~+85°C	33.7x22.2x15mm	7.8
IRM-01-15	1 W	15 V	67 mA	85-305 V	-30°~+85°C	33.7x22.2x15mm	7.8
IRM-01-24	1 W	24 V	42 mA	85-305 V	-30°~+85°C	33.7x22.2x15mm	7.8
IRM-02-3.3	2 W	3.3 V	600 mA	85-305 V	-30°~+85°C	33.7x22.2x15mm	8.1
IRM-02-06	2 W	5 V	400 mA	85-305 V	-30°~+85°C	33.7x22.2x15mm	8.1
IRM-02-09	2 W	9 V	222 mA	85-305 V	-30°~+85°C	33.7x22.2x15mm	8.1
IRM-02-12	2 W	12 V	167 mA	85-305 V	-30°~+85°C	33.7x22.2x15mm	8.1
IRM-02-15	2 W	15 V	133 mA	85-305 V	-30°~+85°C	33.7x22.2x15mm	8.1
IRM-02-24	2 W	24 V	83 mA	85-305 V	-30°~+85°C	33.7x22.2x15mm	8.1
IRM-03-3.3	3 W	3.3 V	900 mA	85-305 V	-30°~+85°C	37.2x15mm	8.4
IRM-03-06	3 W	5 V	600 mA	85-305 V	-30°~+85°C	37.2x15mm	8.4
IRM-03-09	3 W	9 V	333 mA	85-305 V	-30°~+85°C	37.2x15mm	8.4
IRM-03-12	3 W	12 V	250 mA	85-305 V	-30°~+85°C	37.2x15mm	8.4
IRM-03-15	3 W	15 V	200 mA	85-305 V	-30°~+85°C	37.2x15mm	8.4
IRM-03-24	3 W	24 V	125 mA	85-305 V	-30°~+85°C	37.2x15mm	8.4
IRM-05-3.3	4 W	3.3 V	1.25 A	85-264 V	-30°~+70°C	45.7x25.4x21.5mm	10.8
IRM-05-06	5 W	5 V	1.00 A	85-264 V	-30°~+70°C	45.7x25.4x21.5mm	10.8
IRM-05-12	5 W	12 V	0.42 A	85-264 V	-30°~+70°C	45.7x25.4x21.5mm	10.8
IRM-05-15	5 W	15 V	0.33 A	85-264 V	-30°~+70°C	45.7x25.4x21.5mm	10.8
IRM-05-24	5 W	24 V	0.23 A	85-264 V	-30°~+70°C	45.7x25.4x21.5mm	10.8
IRM-10-3.3	8 W	3.3 V	2.50 A	85-264 V	-30°~+70°C	45.7x25.4x21.5mm	11.7
IRM-10-06	10 W	5 V	2.00 A	85-264 V	-30°~+70°C	45.7x25.4x21.5mm	11.7
IRM-10-12	10 W	12 V	0.85 A	85-264 V	-30°~+70°C	45.7x25.4x21.5mm	11.7
IRM-10-15	10 W	15 V	0.67 A	85-264 V	-30°~+70°C	45.7x25.4x21.5mm	11.7
IRM-10-24	10 W	24 V	0.42 A	85-264 V	-30°~+70°C	45.7x25.4x21.5mm	11.7
IRM-15-3.3	12 W	3.3 V	3.50 A	85-264 V	-30°~+70°C	52.4x27.2x24mm	13.5
IRM-15-06	15 W	5 V	3.00 A	85-264 V	-30°~+70°C	52.4x27.2x24mm	13.5
IRM-15-12	15 W	12 V	1.25 A	85-264 V	-30°~+70°C	52.4x27.2x24mm	13.5
IRM-15-15	15 W	15 V	1.00 A	85-264 V	-30°~+70°C	52.4x27.2x24mm	13.5
IRM-15-24	15 W	24 V	0.63 A	85-264 V	-30°~+70°C	52.4x27.2x24mm	13.5
IRM-20-3.3	15 W	3.3 V	4.50 A	85-264 V	-30°~+70°C	52.4x27.2x24mm	14.4
IRM-20-06	20 W	5 V	4.00 A	85-264 V	-30°~+70°C	52.4x27.2x24mm	14.4
IRM-20-12	21 W	12 V	1.80 A	85-264 V	-30°~+70°C	52.4x27.2x24mm	14.4
IRM-20-15	21 W	15 V	1.40 A	85-264 V	-30°~+70°C	52.4x27.2x24mm	14.4
IRM-20-24	21 W	24 V	0.90 A	85-264 V	-30°~+70°C	52.4x27.2x24mm	14.4
IRM-30-06	30 W	5 V	6.00 A	85-264 V	-30°~+70°C	69.5x39x24mm	19.8
IRM-30-12	30 W	12 V	2.50 A	85-264 V	-30°~+70°C	69.5x39x24mm	19.8
IRM-30-15	30 W	15 V	2.00 A	85-264 V	-30°~+70°C	69.5x39x24mm	19.8
IRM-30-24	30 W	24 V	1.30 A	85-264 V	-30°~+70°C	69.5x39x24mm	19.8
IRM-30-48	30 W	48 V	0.63 A	85-264 V	-30°~+70°C	69.5x39x24mm	19.8
IRM-45-06	40 W	5 V	8.00 A	85-264 V	-30°~+70°C	87.5x52x29.5mm	20.7
IRM-45-12	45 W	12 V	3.80 A	85-264 V	-30°~+70°C	87.5x52x29.5mm	20.7
IRM-45-15	45 W	15 V	3.00 A	85-264 V	-30°~+70°C	87.5x52x29.5mm	20.7
IRM-45-24	45 W	24 V	1.90 A	85-264 V	-30°~+70°C	87.5x52x29.5mm	20.7
IRM-45-48	45 W	48 V	0.94 A	85-264 V	-30°~+70°C	87.5x52x29.5mm	20.7
IRM-60-06	50 W	5 V	10.00 A	85-264 V	-30°~+70°C	87.5x52x29.5mm	23.1
IRM-60-12	60 W	12 V	5.00 A	85-264 V	-30°~+70°C	87.5x52x29.5mm	23.1
IRM-60-15	60 W	15 V	4.00 A	85-264 V	-30°~+70°C	87.5x52x29.5mm	23.1
IRM-60-24	60 W	24 V	2.50 A	85-264 V	-30°~+70°C	87.5x52x29.5mm	23.1
IRM-60-48	60 W	48 V	1.25 A	85-264 V	-30°~+70°C	87.5x52x29.5mm	23.1

(*) ST Modeller klemens bağlantılıdır.

AC~DC Power Modul Medical Serisi

Model	Güç	Vdc	Amp	AC Giriş	Çalışma Sıcaklığı	Boyut	Fiyat "USD"
PM-05-3.3	4 W	3.3 V	1.25 A	85-264 V	-20°~+70°C	63x50x19.7mm	16.8
PM-05-06	5 W	5 V	1.00 A	85-264 V	-20°~+70°C	63x50x19.7mm	16.8
PM-05-12	5 W	12 V	0.42 A	85-264 V	-20°~+70°C	63x50x19.7mm	16.8
PM-05-15	5 W	15 V	0.33 A	85-264 V	-20°~+70°C	63x50x19.7mm	16.8
PM-05-24	5 W	24 V	0.23 A	85-264 V	-20°~+70°C	63x50x19.7mm	16.8
PM-10-3.							



1W DC-DC Regülesiz Tek Çıkış




Model No	Giriş Vdc	Çıkış Vdc	Çıkış mA	Fiyat "USD"
SUS01L-05	4.5-5.5 V	5	0-200 mA	5.7
SUS01L-09	4.5-5.5 V	9	0-111 mA	5.7
SUS01L-12	4.5-5.5 V	12	0-84 mA	5.7
SUS01L-15	4.5-5.5 V	15	0-67 mA	5.7
SUS01M-05	10.8-13.2 V	5	0-200 mA	5.7
SUS01M-09	10.8-13.2 V	9	0-111 mA	5.7
SUS01M-12	10.8-13.2 V	12	0-84 mA	5.7
SUS01M-15	10.8-13.2 V	15	0-67 mA	5.7
SUS01N-05	21.6-26.4 V	5	0-200 mA	5.7
SUS01N-09	21.6-26.4 V	9	0-111 mA	5.7
SUS01N-12	21.6-26.4 V	12	0-84 mA	5.7
SUS01N-15	21.6-26.4 V	15	0-67 mA	5.7
SUS01O-05	43.2-52.8 V	5	0-200 mA	5.7
SUS01O-09	43.2-52.8 V	9	0-111 mA	5.7
SUS01O-12	43.2-52.8 V	12	0-84 mA	5.7
SUS01O-15	43.2-52.8 V	15	0-67 mA	5.7

1W DC-DC Regülesiz Tek Çıkış



Model No	Giriş Vdc	Çıkış Vdc	Çıkış mA	Fiyat "USD"
SMU01L-05	4.5-5.5 V	5	0-200 mA	6.3
SMU01L-09	4.5-5.5 V	9	0-110 mA	6.3
SMU01L-12	4.5-5.5 V	12	0-84 mA	6.3
SMU01L-15	4.5-5.5 V	15	0-67 mA	6.3
SMU01M-05	10.8-13.2 V	5	0-200 mA	6.3
SMU01M-09	10.8-13.2 V	9	0-110 mA	6.3
SMU01M-12	10.8-13.2 V	12	0-84 mA	6.3
SMU01M-15	10.8-13.2 V	15	0-67 mA	6.3
SMU01N-05	21.6-26.4 V	5	0-200 mA	6.3
SMU01N-09	21.6-26.4 V	9	0-110 mA	6.3
SMU01N-12	21.6-26.4 V	12	0-84 mA	6.3
SMU01N-15	21.6-26.4 V	15	0-67 mA	6.3

2W&3W DC-DC Regüleli Tek Çıkış



Model No	Giriş Vdc	Çıkış Vdc	Çıkış mA	Fiyat "USD"
SPA02L-05	4.5-9 V	5	40-400 mA	12.0
SPA02L-12	4.5-9 V	12	15-150 mA	12.0
SPA02L-15	4.5-9 V	15	12-120 mA	12.0
SPA02M-05	9-18 V	5	40-400 mA	12.0
SPA02M-12	9-18 V	12	17-167 mA	12.0
SPA02M-15	9-18 V	15	13-133 mA	12.0
SPA02N-05	18-36 V	5	40-400 mA	12.0
SPA02N-12	18-36 V	12	17-167 mA	12.0
SPA02N-15	18-36 V	15	13-133 mA	12.0
SPA02O-05	36-72 V	5	40-400 mA	12.0
SPA02O-12	36-72 V	12	17-167 mA	12.0
SPA02O-15	36-72 V	15	13-133 mA	12.0
SPB03L-05	4.5-9 V	5	60-600 mA	13.8
SPB03L-12	4.5-9 V	12	25-250 mA	13.8
SPB03L-15	4.5-9 V	15	20-200 mA	13.8
SPB03M-05	9-18 V	5	60-600 mA	13.8
SPB03M-12	9-18 V	12	25-250 mA	13.8
SPB03M-15	9-18 V	15	20-200 mA	13.8
SPB03N-05	18-36 V	5	60-600 mA	13.8
SPB03N-12	18-36 V	12	25-250 mA	13.8
SPB03N-15	18-36 V	15	20-200 mA	13.8
SPB03O-05	36-72 V	5	60-600 mA	13.8
SPB03O-12	36-72 V	12	25-250 mA	13.8
SPB03O-15	36-72 V	15	20-200 mA	13.8

1W DC-DC Regüleli Tek Çıkış



Model No	Giriş Vdc	Çıkış Vdc	Çıkış mA	Fiyat "USD"
SPR01L-05	4.5-5.5 V	5	0-200 mA	6.9
SPR01L-09	4.5-5.5 V	9	0-100 mA	6.9
SPR01L-12	4.5-5.5 V	12	0-84 mA	6.9
SPR01L-15	4.5-5.5 V	15	0-67 mA	6.9
SPR01M-05	10.8-13.2 V	5	0-200 mA	6.9
SPR01M-09	10.8-13.2 V	9	0-100 mA	6.9
SPR01M-12	10.8-13.2 V	12	0-84 mA	6.9
SPR01M-15	10.8-13.2 V	15	0-67 mA	6.9
SPR01N-05	21.6-26.4 V	5	0-200 mA	6.9
SPR01N-09	21.6-26.4 V	9	0-100 mA	6.9
SPR01N-12	21.6-26.4 V	12	0-84 mA	6.9
SPR01N-15	21.6-26.4 V	15	0-67 mA	6.9
SPR01O-05	43.2-52.8 V	5	0-200 mA	6.9
SPR01O-09	43.2-52.8 V	9	0-100 mA	6.9
SPR01O-12	43.2-52.8 V	12	0-84 mA	6.9
SPR01O-15	43.2-52.8 V	15	0-67 mA	6.9

2W&3W DC-DC Regülesiz Tek Çıkış



Model No	Giriş Vdc	Çıkış Vdc	Çıkış mA	Fiyat "USD"
SPU02L-05	4.5-5.5 V	5	90-400 mA	7.5
SPU02L-12	4.5-5.5 V	12	33-167 mA	7.5
SPU02L-15	4.5-5.5 V	15	27-133 mA	7.5
SPU02M-05	10.8-13.2 V	5	90-400 mA	7.5
SPU02M-12	10.8-13.2 V	12	33-167 mA	7.5
SPU02M-15	10.8-13.2 V	15	27-133 mA	7.5
SPU02N-05	21.6-26.4 V	5	90-400 mA	7.5
SPU02N-12	21.6-26.4 V	12	33-167 mA	7.5
SPU02N-15	21.6-26.4 V	15	27-133 mA	7.5

Model No	Giriş Vdc	Çıkış Vdc	Çıkış mA	Fiyat "USD"
SPU03L-05	4.5-5.5 V	5	90-600 mA	9.0
SPU03L-12	4.5-5.5 V	12	25-250 mA	9.0
SPU03L-15	4.5-5.5 V	15	20-200 mA	9.0
SPU03M-05	10.8-13.2 V	5	90-600 mA	9.0
SPU03M-12	10.8-13.2 V	12	25-250 mA	9.0
SPU03M-15	10.8-13.2 V	15	20-200 mA	9.0
SPU03N-05	21.6-26.4 V	5	90-600 mA	9.0
SPU03N-12	21.6-26.4 V	12	25-250 mA	9.0
SPU03N-15	21.6-26.4 V	15	20-200 mA	9.0

3W DC-DC Regüleli Tek Çıkış ve İki Çıkış



Model No	Giriş Vdc	Çıkış Vdc	Çıkış mA	Fiyat "USD"
SLO03A-05	9-18 V	5	0-600 mA	14.4
SLO03A-12	9-18 V	12	0-250 mA	14.4
SLO03A-15	9-18 V	15	0-200 mA	14.4
SLO03B-05	18-36 V	5	0-600 mA	14.4
SLO03B-12	18-36 V	12	0-250 mA	14.4
SLO03B-15	18-36 V	15	0-200 mA	14.4
SLO03C-05	36-72 V	5	0-600 mA	14.4
SLO03C-12	36-72 V	12	0-250 mA	14.4
SLO03C-15	36-72 V	15	0-200 mA	14.4
DLC03A-05	9-18 V	±5	0-300 mA	14.7
DLC03A-12	9-18 V	±12	0-125 mA	14.7
DLC03A-15	9-18 V	±15	0-100 mA	14.7
DLC03B-05	18-36 V	±5	0-300 mA	14.7
DLC03B-12	18-36 V	±12	0-125 mA	14.7
DLC03B-15	18-36 V	±15	0-100 mA	14.7
DLC03C-05	36-72 V	±5	0-300 mA	14.7
DLC03C-12	36-72 V	±12	0-125 mA	14.7
DLC03C-15	36-72 V	±15	0-100 mA	14.7



3W DC-DC Regüleli Tek ve İki Çıkış



Model No	Giriş Vdc	Çıkış Vdc	Akım	Fiyat "USD"
SCW03A-05	9-18 V	5	600 mA	12.9
SCW03A-12	9-18 V	12	250 mA	12.9
SCW03A-15	9-18 V	15	200 mA	12.9
SCW03B-05	18-36 V	5	600 mA	12.9
SCW03B-12	18-36 V	12	250 mA	12.9
SCW03B-15	18-36 V	15	200 mA	12.9
SCW03C-05	36-72 V	5	600 mA	12.9
SCW03C-12	36-72 V	12	250 mA	12.9
SCW03C-15	36-72 V	15	200 mA	12.9

İki Çıkış

Model No	Giriş Vdc	Çıkış Vdc	Akım	Fiyat "USD"
DCW03A-05	9-18 V	±5	±300 mA	13.2
DCW03A-12	9-18 V	±12	±125 mA	13.2
DCW03A-15	9-18 V	±15	±100 mA	13.2
DCW03B-05	18-36 V	±5	±300 mA	13.2
DCW03B-12	18-36 V	±12	±125 mA	13.2
DCW03B-15	18-36 V	±15	±100 mA	13.2
DCW03C-05	36-72 V	±5	±300 mA	13.2
DCW03C-12	36-72 V	±12	±125 mA	13.2
DCW03C-15	36-72 V	±15	±100 mA	13.2

8W DC-DC Regüleli Tek ve İki Çıkış



Model No	Giriş Vdc	Çıkış Vdc	Akım	Fiyat "USD"
SCW08A-05	9-18 V	5	1600 mA	21.6
SCW08A-12	9-18 V	12	670 mA	21.6
SCW08A-15	9-18 V	15	533 mA	21.6
SCW08B-05	18-36 V	5	1600 mA	21.6
SCW08B-12	18-36 V	12	670 mA	21.6
SCW08B-15	18-36 V	15	533 mA	21.6
SCW08C-05	36-72 V	5	1600 mA	21.6
SCW08C-12	36-72 V	12	670 mA	21.6
SCW08C-15	36-72 V	15	533 mA	21.6

İki Çıkış

Model No	Giriş Vdc	Çıkış Vdc	Akım	Fiyat "USD"
DCW08A-05	9-18 V	±5	±800 mA	23.1
DCW08A-12	9-18 V	±12	±335 mA	23.1
DCW08A-15	9-18 V	±15	±267 mA	23.1
DCW08B-05	18-36 V	±5	±800 mA	23.1
DCW08B-12	18-36 V	±12	±335 mA	23.1
DCW08B-15	18-36 V	±15	±267 mA	23.1
DCW08C-05	36-72 V	±5	±800 mA	23.1
DCW08C-12	36-72 V	±12	±335 mA	23.1
DCW08C-15	36-72 V	±15	±267 mA	23.1

5~6W DC-DC Regüleli Tek ve İki Çıkış



Model No	Giriş Vdc	Çıkış Vdc	Akım	Fiyat "USD"
SCW05A-05	9-18 V	5	1000 mA	14.4
SCW05A-09	9-18 V	9	556 mA	14.4
SCW05A-12	9-18 V	12	470 mA	14.4
SCW05A-15	9-18 V	15	400 mA	14.4
SCW05B-05	18-36 V	5	1000 mA	14.4
SCW05B-09	18-36 V	9	556 mA	14.4
SCW05B-12	18-36 V	12	470 mA	14.4
SCW05B-15	18-36 V	15	400 mA	14.4
SCW05C-05	36-72 V	5	1000 mA	14.4
SCW05C-09	36-72 V	9	556 mA	14.4
SCW05C-12	36-72 V	12	470 mA	14.4
SCW05C-15	36-72 V	15	400 mA	14.4

İki Çıkış

Model No	Giriş Vdc	Çıkış Vdc	Akım	Fiyat "USD"
DCW05A-05	9-18 V	±5	±500 mA	14.7
DCW05A-12	9-18 V	±12	±230 mA	14.7
DCW05A-15	9-18 V	±15	±190 mA	14.7
DCW05B-05	18-36 V	±5	±500 mA	14.7
DCW05B-12	18-36 V	±12	±230 mA	14.7
DCW05B-15	18-36 V	±15	±190 mA	14.7
DCW05C-05	36-72 V	±5	±500 mA	14.7
DCW05C-12	36-72 V	±12	±230 mA	14.7
DCW05C-15	36-72 V	±15	±190 mA	14.7


12W DC-DC Regüleli Tek ve İki Çıkış



Model No	Giriş Vdc	Çıkış Vdc	Akım	Fiyat "USD"
SCW12A-05	9-18 V	5	2400 mA	25.5
SCW12A-12	9-18 V	12	1000 mA	25.5
SCW12A-15	9-18 V	15	800 mA	25.5
SCW12B-05	18-36 V	5	2400 mA	25.5
SCW12B-12	18-36 V	12	1000 mA	25.5
SCW12B-15	18-36 V	15	800 mA	25.5
SCW12C-05	36-72 V	5	2400 mA	25.5
SCW12C-12	36-72 V	12	1000 mA	25.5
SCW12C-15	36-72 V	15	800 mA	25.5



10W DC-DC Tek ve İki Çıkış



Model No	Giriş Vdc	Çıkış Vdc	Akım	Fiyat "USD"
SKE-10A-05	9-18 V	5	2000 mA	27.0
SKE-10A-12	9-18 V	12	840 mA	27.0
SKE-10A-15	9-18 V	15	666 mA	27.0
SKE-10A-24	9-18 V	24	420 mA	27.0
SKE-10B-05	18-36 V	5	2000 mA	27.0
SKE-10B-12	18-36 V	12	840 mA	27.0
SKE-10B-15	18-36 V	15	666 mA	27.0
SKE-10B-24	18-36 V	24	420 mA	27.0
SKE-10C-05	36-72 V	5	2000 mA	27.0
SKE-10C-12	36-72 V	12	840 mA	27.0
SKE-10C-15	36-72 V	15	666 mA	27.0
SKE-10C-24	36-72 V	24	420 mA	27.0

İki Çıkış


Model No	Giriş Vdc	Çıkış Vdc	Akım	Fiyat "USD"
DKE-10A-05	9-18 V	±5	±1000 mA	29.4
DKE-10A-12	9-18 V	±12	±420 mA	29.4
DKE-10A-15	9-18 V	±15	±333 mA	29.4
DKE-10A-24	9-18 V	±24	±210 mA	29.4
DKE-10B-05	18-36 V	±5	±1000 mA	29.4
DKE-10B-12	18-36 V	±12	±420 mA	29.4
DKE-10B-15	18-36 V	±15	±333 mA	29.4
DKE-10B-24	18-36 V	±24	±210 mA	29.4
DKE-10C-05	36-72 V	±5	±1000 mA	29.4
DKE-10C-12	36-72 V	±12	±420 mA	29.4
DKE-10C-15	36-72 V	±15	±333 mA	29.4
DKE-10C-24	36-72 V	±24	±210 mA	29.4

15W DC-DC Regüleli Tek Çıkış



Model No	Giriş Vdc	Çıkış Vdc	Akım	Fiyat "USD"
SKM15A-05	9-18 V	5	0.3~3.0	35.1
SKM15A-12	9-18 V	12	0.13~1.25	35.1
SKM15A-15	9-18 V	15	0.1~1.0	35.1
SKM15B-05	18-36 V	5	0.3~3.0	35.1
SKM15B-12	18-36 V	12	0.13~1.25	35.1
SKM15B-15	18-36 V	15	0.1~1.0	35.1
SKM15C-05	36-75 V	5	0.3~3.0	35.1
SKM15C-12	36-75 V	12	0.13~1.25	35.1
SKM15C-15	36-75 V	15	0.1~1.0	35.1

15W DC-DC Regüleli Tek ve İki Çıkış




Model No	Giriş Vdc	Çıkış Vdc	Akım	Fiyat "USD"
SKA15A-033	9-18 V	3.3	3000 mA	28.8
SKA15A-05	9-18 V	5	3000 mA	28.8
SKA15A-12	9-18 V	12	1250 mA	28.8
SKA15A-15	9-18 V	15	1000 mA	28.8
SKA15B-033	18-36 V	3.3	3000 mA	28.8
SKA15B-05	18-36 V	5	3000 mA	28.8
SKA15B-12	18-36 V	12	1250 mA	28.8
SKA15B-15	18-36 V	15	1000 mA	28.8
SKA15C-033	36-72 V	3.3	3000 mA	28.8
SKA15C-05	36-72 V	5	3000 mA	28.8
SKA15C-12	36-72 V	12	1250 mA	28.8
SKA15C-15	36-72 V	15	1000 mA	28.8

İki Çıkış


Model No	Giriş Vdc	Çıkış Vdc	Akım	Fiyat "USD"
DKA-15A-05	9-18 V	±5	±1500 mA	31.2
DKA-15A-12	9-18 V	±12	±625 mA	31.2
DKA-15A-15	9-18 V	±15	±500 mA	31.2
DKA-15B-05	18-36 V	±5	±1500 mA	31.2
DKA-15B-12	18-36 V	±12	±625 mA	31.2
DKA-15B-15	18-36 V	±15	±500 mA	31.2
DKA-15C-05	36-72 V	±5	±1500 mA	31.2
DKA-15C-12	36-72 V	±12	±625 mA	31.2
DKA-15C-15	36-72 V	±15	±500 mA	31.2

20W DC-DC Regüleli Tek Çıkış



Model No	Giriş Vdc	Çıkış Vdc	Akım	Fiyat "USD"
SKA20A-05	9-18 V	5	0.4~4.0	37.8
SKA20A-12	9-18 V	12	0.17~1.66	37.8
SKA20A-15	9-18 V	15	0.14~1.33	37.8
SKA20B-05	18-36 V	5	0.4~4.0	37.8
SKA20B-12	18-36 V	12	0.17~1.66	37.8
SKA20B-15	18-36 V	15	0.14~1.33	37.8
SKA20C-05	36-75 V	5	0.4~4.0	37.8
SKA20C-12	36-75 V	12	0.17~1.66	37.8
SKA20C-15	36-75 V	15	0.14~1.33	37.8

15W DC-DC Tek ve İki Çıkış




Model No	Giriş Vdc	Çıkış Vdc	Akım	Fiyat "USD"
SKE-15A-05	9-18 V	5	3000 mA	27.9
SKE-15A-12	9-18 V	12	1250 mA	27.9
SKE-15A-15	9-18 V	15	1000 mA	27.9
SKE-15A-24	9-18 V	24	625 mA	27.9
SKE-15B-05	18-36 V	5	3000 mA	27.9
SKE-15B-12	18-36 V	12	1250 mA	27.9
SKE-15B-15	18-36 V	15	1000 mA	27.9
SKE-15B-24	18-36 V	24	625 mA	27.9
SKE-15C-05	36-72 V	5	3000 mA	27.9
SKE-15C-12	36-72 V	12	1250 mA	27.9
SKE-15C-15	36-72 V	15	1000 mA	27.9
SKE-15C-24	36-72 V	24	625 mA	27.9

İki Çıkış

Model No	Giriş Vdc	Çıkış Vdc	Akım	Fiyat "USD"
DKE-15A-05	9-18 V	±5	±1500 mA	30.6
DKE-15A-12	9-18 V	±12	±625 mA	30.6
DKE-15A-15	9-18 V	±15	±500 mA	30.6
DKE-15A-24	9-18 V	±24	±313 mA	30.6
DKE-15B-05	18-36 V	±5	±1500 mA	30.6
DKE-15B-12	18-36 V	±12	±625 mA	30.6
DKE-15B-15	18-36 V	±15	±500 mA	30.6
DKE-15B-24	18-36 V	±24	±313 mA	30.6
DKE-15C-05	36-72 V	±5	±1500 mA	30.6
DKE-15C-12	36-72 V	±12	±625 mA	30.6
DKE-15C-15	36-72 V	±15	±500 mA	30.6
DKE-15C-24	36-72 V	±24	±313 mA	30.6

25~30W İki ve Üç Çıkış



İki Çıkış

Model No	Giriş Vdc	Çıkış Vdc	Akım	Fiyat "USD"
DKA30A-05	9-18 V	±5	±2500 mA	39.6
DKA30A-12	9-18 V	±12	±1250 mA	39.6
DKA30A-15	9-18 V	±15	±1000 mA	39.6
DKA30B-05	18-36 V	±5	±2500 mA	39.6
DKA30B-12	18-36 V	±12	±1250 mA	39.6
DKA30B-15	18-36 V	±15	±1000 mA	39.6
DKA30C-05	36-72 V	±5	±2500 mA	39.6
DKA30C-12	36-72 V	±12	±1250 mA	39.6
DKA30C-15	36-72 V	±15	±1000 mA	39.6

Üç Çıkış

Model No	Giriş Vdc	Çıkış Vdc	Akım	Fiyat "USD"
TKA30A-B	9-18 V	+5/±12	3500/±310 mA	43.2
TKA30A-C	9-18 V	+5/±15	3500/±250 mA	43.2
TKA30B-B	18-36 V	+5/±12	3500/±310 mA	43.2
TKA30B-C	18-36 V	+5/±15	3500/±250 mA	43.2
TKA30C-B	36-72 V	+5/±12	3500/±310 mA	43.2
TKA30C-C	36-72 V	+5/±15	3500/±250 mA	43.2



30W DC-DC Tek Çıkış



Model No	Giriş Vdc	Çıkış Vdc	Çıkış Amp	Fiyat "USD"
SDM30-12S3	9.2-18 V	3.3	0-5.0	38.1
SDM30-12S5	9.2-18 V	5	0-5.0	38.1
SDM30-12S12	9.2-18 V	12	0-2.1	38.1
SDM30-12S15	9.2-18 V	15	0-1.7	38.1
SDM30-24S3	18-36 V	3.3	0-5.0	38.1
SDM30-24S5	18-36 V	5	0-5.0	38.1
SDM30-24S12	18-36 V	12	0-2.5	38.1
SDM30-24S15	18-36 V	15	0-2.0	38.1
SDM30-48S3	36-72 V	3.3	0-5.0	38.1
SDM30-48S5	36-72 V	5	0-5.0	38.1
SDM30-48S12	36-72 V	12	0-2.5	38.1
SDM30-48S15	36-72 V	15	0-2.0	38.1

30W DC-DC Regüleli Tek Çıkış



Model No	Giriş Vdc	Çıkış Vdc	Çıkış Amp	Fiyat "USD"
SKM30A-05	9-18 V	5	0.6-5.0	42.0
SKM30A-12	9-18 V	12	0.25-2.5	42.0
SKM30A-15	9-18 V	15	0.2-2.0	42.0
SKM30B-05	18-36 V	5	0.6-5.0	42.0
SKM30B-12	18-36 V	12	0.25-2.5	42.0
SKM30B-15	18-36 V	15	0.2-2.0	42.0
SKM30C-05	36-75 V	5	0.6-5.0	42.0
SKM30C-12	36-75 V	12	0.25-2.5	42.0
SKM30C-15	36-75 V	15	0.2-2.0	42.0

40W DC-DC Tek Çıkış



Model No	Giriş Vdc	Çıkış Vdc	Çıkış Amp	Fiyat "USD"
SKA40A-05	9-18 V	5	0.7-7.0	60.0
SKA40A-12	9-18 V	12	0.3-3.33	60.0
SKA40A-15	9-18 V	15	0.26-2.67	60.0
SKA40B-05	18-36 V	5	0.7-7.0	60.0
SKA40B-12	18-36 V	12	0.3-3.33	60.0
SKA40B-15	18-36 V	15	0.26-2.67	60.0
SKA40C-05	36-75 V	5	0.7-7.0	60.0
SKA40C-12	36-75 V	12	0.3-3.33	60.0
SKA40C-15	36-75 V	15	0.26-2.67	60.0

50W DC-DC Tek Çıkış



Model No	Giriş Vdc	Çıkış Vdc	Çıkış Amp	Fiyat "USD"
SKM50B-05	18-36 V	5	1.0-10.0	64.5
SKM50B-12	18-36 V	12	0.41-4.17	64.5
SKM50B-15	18-36 V	15	0.33-3.33	64.5
SKM50C-05	36-75 V	5	1.0-10.0	64.5
SKM50C-12	36-75 V	12	0.41-4.17	64.5
SKM50C-15	36-75 V	15	0.33-3.33	64.5

60W DC-DC Tek Çıkış



Model No	Giriş Vdc	Çıkış Vdc	Çıkış Amp	Fiyat "USD"
SKA60A-05	9-18 V	5	1.2-12.0	72.0
SKA60A-12	9-18 V	12	0.5-5.0	72.0
SKA60A-15	9-18 V	15	0.4-4.0	72.0
SKA60B-05	18-36 V	5	1.2-12.0	72.0
SKA60B-12	18-36 V	12	0.5-5.0	72.0
SKA60B-15	18-36 V	15	0.4-4.0	72.0
SKA60C-05	36-75 V	5	1.2-12.0	72.0
SKA60C-12	36-75 V	12	0.5-5.0	72.0
SKA60C-15	36-75 V	15	0.4-4.0	72.0

75W DC-DC Tek Çıkış



Model No	Giriş Vdc	Çıkış Vdc	Çıkış Amp	Fiyat "USD"
MHB75-12S05	9-18 V	5	0-15.0	104.7
MHB75-12S12	9-18 V	12	0-6.25	104.7
MHB75-12S24	9-18 V	24	0-3.13	104.7
MHB75-24S05	18-36 V	5	0-15.0	104.7
MHB75-24S12	18-36 V	12	0-6.25	104.7
MHB75-24S24	18-36 V	24	0-3.13	104.7
MHB75-48S05	36-75 V	5	0-15.0	104.7
MHB75-48S12	36-75 V	12	0-6.25	104.7
MHB75-48S24	36-75 V	24	0-3.13	104.7

100W DC-DC Tek Çıkış



Model No	Giriş Vdc	Çıkış Vdc	Çıkış Amp	Fiyat "USD"
MHB100-24S05	18-36 V	5	0-20.0	123.0
MHB100-24S12	18-36 V	12	0-8.3	123.0
MHB100-24S24	18-36 V	24	0-4.17	123.0
MHB100-48S05	36-75 V	5	0-20.	

10W DC - DC Regüleli Tek ve İki Çıkış



50.8 x 25.4 x 10 mm

Model No	Giriş	Çıkış	Akım	Fiyat "USD"
NSD10-12S3	9.8-36	3.3	2500 mA	17.1
NSD10-12S5	9.8-36	5	2000 mA	17.1
NSD10-12S9	9.8-36	9	1100 mA	17.1
NSD10-12S12	9.8-36	12	930 mA	17.1
NSD10-12S15	9.8-36	15	670 mA	17.1
NSD10-48S3	22-72	3.3	2500 mA	17.1
NSD10-48S5	22-72	5	2000 mA	17.1
NSD10-48S9	22-72	9	1100 mA	17.1
NSD10-48S12	22-72	12	930 mA	17.1
NSD10-48S15	22-72	15	670 mA	17.1

İki Çıkış

Model No	Giriş	Çıkış	Akım	Fiyat "USD"
NSD10-12D5	9.8-36	±5	50-1000 mA	18.0
NSD10-12D12	9.8-36	±12	20-420 mA	18.0
NSD10-12D15	9.8-36	±15	16-330 mA	18.0
NSD10-48D5	22-72	±5	50-1000 mA	18.0
NSD10-48D12	22-72	±12	20-420 mA	18.0
NSD10-48D15	22-72	±15	16-330 mA	18.0

15W DC - DC Regüleli Tek ve İki Çıkış



50.8 x 38 x 9.8 mm

Model No	Giriş	Çıkış	Akım	Fiyat "USD"
NSD15-12S3	9.4-36	3.3	3750 mA	22.2
NSD15-12S5	9.4-36	5	3000 mA	22.2
NSD15-12S12	9.4-36	12	1250 mA	22.2
NSD15-12S15	9.4-36	15	1000 mA	22.2
NSD15-48S3	18-72	3.3	3750 mA	22.2
NSD15-48S5	18-72	5	3000 mA	22.2
NSD15-48S12	18-72	12	1250 mA	22.2
NSD15-48S15	18-72	15	1000 mA	22.2

İki Çıkış

Model No	Giriş	Çıkış	Akım	Fiyat "USD"
NSD15-12D5	9.4-36	±5	70-1500 mA	23.1
NSD15-12D12	9.4-36	±12	30-620 mA	23.1
NSD15-12D15	9.4-36	±15	20-500 mA	23.1
NSD15-48D5	18-72	±5	70-1500 mA	23.1
NSD15-48D12	18-72	±12	30-620 mA	23.1
NSD15-48D15	18-72	±15	20-500 mA	23.1

15W Tek Çıkış DC - DC Converter



78 x 51 x 28 mm

DC Çıkış Ayar

- 05 V > 4.75 - 5.5 V
- 12 V > 10.8 - 13.2 V
- 24 V > 21.6 - 26.4 V

Model No	Giriş	Çıkış	Akım	Fiyat "USD"
SD-15A-5	9.2-18V	05V, 0-3.0A	19.4	
SD-15A-12	9.2-18V	12V, 0-1.25A	19.4	
SD-15A-24	9.2-18V	24V, 0-0.625A	19.4	
SD-15B-5	18-36V	05V, 0-3.0A	19.4	
SD-15B-12	18-36V	12V, 0-1.25A	19.4	
SD-15B-24	18-36V	24V, 0-0.625A	19.4	
SD-15C-5	36-72V	05V, 0-3.0A	19.4	
SD-15C-12	36-72V	12V, 0-1.25A	19.4	
SD-15C-24	36-72V	24V, 0-0.625A	19.4	

25W Tek Çıkış DC - DC Converter



99 x 97 x 36 mm

DC Çıkış Ayar

- 05 V > 4.5 - 5.5 V
- 12 V > 11.0 - 16.0 V
- 24 V > 23.0 - 30.0 V

Model No	Giriş	Çıkış	Akım	Fiyat "USD"
SD-25A-5	9.2-18V	05V, 0-5.0A	33.4	
SD-25A-12	9.2-18V	12V, 0-2.1A	33.4	
SD-25A-24	9.2-18V	24V, 0-1.1A	33.4	
SD-25B-5	19-36V	05V, 0-5.0A	33.4	
SD-25B-12	19-36V	12V, 0-2.1A	33.4	
SD-25B-24	19-36V	24V, 0-1.1A	33.4	
SD-25C-5	36-72V	05V, 0-5.0A	33.4	
SD-25C-12	36-72V	12V, 0-2.1A	33.4	
SD-25C-24	36-72V	24V, 0-1.1A	33.4	

50W Tek Çıkış DC - DC Converter



159 x 97 x 36 mm

DC Çıkış Ayar

- 05 V > 4.5 - 5.5 V
- 12 V > 11.0 - 16.0 V
- 24 V > 23.0 - 30.0 V

Model No	Giriş	Çıkış	Akım	Fiyat "USD"
SD-50A-5	9.2-18 V	05V, 0-10A	41.5	
SD-50A-12	9.2-18 V	12V, 0-4.2A	41.5	
SD-50A-24	9.2-18 V	24V, 0-2.1A	41.5	
SD-50B-5	19-36 V	05V, 0-10A	41.5	
SD-50B-12	19-36 V	12V, 0-4.2A	41.5	
SD-50B-24	19-36 V	24V, 0-2.1A	41.5	
SD-50C-5	36-72 V	05V, 0-10A	41.5	
SD-50C-12	36-72 V	12V, 0-4.2A	41.5	
SD-50C-24	36-72 V	24V, 0-2.1A	41.5	

100W DC-DC Tek Çıkış



190 x 98 x 38 mm

DC Çıkış Ayar

- 05 V > 4.5-5.5 V
- 12 V > 11-16 V
- 24 V > 23-30 V

Model No	Giriş	Çıkış	Fiyat "USD"
SD-100A-5	9.5-18V	05V, 0-18A	52.2
SD-100A-12	9.5-18V	12V, 0-8.5A	52.2
SD-100A-24	9.5-18V	24V, 0-4.2A	52.2
SD-100B-5	19-36V	05V, 0-20A	52.2
SD-100B-12	19-36V	12V, 0-8.5A	52.2
SD-100B-24	19-36V	24V, 0-4.2A	52.2
SD-100C-5	36-72V	05V, 0-20A	52.2
SD-100C-12	36-72V	12V, 0-8.5A	52.2
SD-100C-24	36-72V	24V, 0-4.2A	52.2
SD-100D-5	72-144V	05V, 0-20A	52.2
SD-100D-12	72-144V	12V, 0-8.5A	52.2
SD-100D-24	72-144V	24V, 0-4.2A	52.2

150W DC-DC Tek Çıkış



190 x 110 x 50 mm

DC Çıkış Ayar

- 12 V > 11-16 V
- 24 V > 23-30 V

Model No	Giriş	Çıkış	Fiyat "USD"
SD-150B-12	19-36 V	12V, 0-12.5A	69.0
SD-150B-24	19-36 V	24V, 0-6.30A	69.0
SD-150C-12	36-72 V	12V, 0-12.5A	69.0
SD-150C-24	36-72 V	24V, 0-6.30A	69.0
SD-150D-12	72-144 V	12V, 0-12.5A	69.0
SD-150D-24	72-144 V	24V, 0-6.30A	69.0

200W DC-DC Tek Çıkış



215 x 115 x 50 mm

DC Çıkış Ayar

- 05 V > 4.5 - 5.5 V
- 12 V > 11.0 - 16.0 V
- 24 V > 23.0 - 30.0 V
- 48 V > 43.0 - 53.0 V

Model No	Giriş	Çıkış	Fiyat "USD"
SD-200B-5	19-36 V	05V, 0-34.0A	114.2
SD-200B-12	19-36 V	12V, 0-16.7A	114.2
SD-200B-24	19-36 V	24V, 0-8.40A	114.2
SD-200B-48	19-36 V	48V, 0-4.20A	114.2
SD-200C-5	36-72 V	05V, 0-40.0A	114.2
SD-200C-12	36-72 V	12V, 0-16.7A	114.2
SD-200C-24	36-72 V	24V, 0-8.40A	114.2
SD-200C-48	36-72 V	48V, 0-4.20A	114.2
SD-200D-5	72-144 V	05V, 0-40.0A	114.2
SD-200D-12	72-144 V	12V, 0-16.7A	114.2
SD-200D-24	72-144 V	24V, 0-8.40A	114.2
SD-200D-48	72-144 V	48V, 0-4.20A	114.2

350W DC-DC Tek Çıkış



210 x 115 x 50 mm

DC Çıkış Ayar

- 05 V > 4.5 - 5.5 V
- 12 V > 11.0 - 16.0 V
- 24 V > 23.0 - 30.0 V
- 48 V > 43.0 - 53.0 V

Model No	Giriş	Çıkış	Fiyat "USD"
SD-350B-5	19-36 V	05V, 0-57.0A	137.8
SD-350B-12	19-36 V	12V, 0-27.5A	137.8
SD-350B-24	19-36 V	24V, 0-14.6A	137.8
SD-350B-48	19-36 V	48V, 0-7.30A	137.8
SD-350C-5	36-72 V	05V, 0-60.0A	137.8
SD-350C-12	36-72 V	12V, 0-27.5A	137.8
SD-350C-24	36-72 V	24V, 0-14.6A	137.8
SD-350C-48	36-72 V	48V, 0-7.30A	137.8
SD-350D-5	72-144 V	05V, 0-60.0A	137.8
SD-350D-12	72-144 V	12V, 0-29.2A	137.8
SD-350D-24	72-144 V	24V, 0-14.6A	137.8
SD-350D-48	72-144 V	48V, 0-7.30A	137.8

500W DC-DC Tek Çıkış



215 x 115 x 50 mm

DC Çıkış Ayar

- 12 V > 11.0 - 15.0 V
- 24 V > 23.0 - 30.0 V
- 48 V > 46.0 - 60.0 V

Model No	Giriş	Çıkış	Fiyat "USD"
SD-500L-12	19-72 V	12V, 0-40.0A	205.9
SD-500L-24	19-72 V	24V, 0-21.0A	205.9
SD-500L-48	19-72 V	48V, 0-10.5A	205.9
SD-500H-12	72-144 V	12V, 0-40.0A	205.9
SD-500H-24	72-144 V	24V, 0-21.0A	205.9
SD-500H-48	72-144 V	48V, 0-10.5A	205.9

1000W DC-DC Tek Çıkış



295 x 127 x 41 mm

DC Çıkış Ayar

- 12 V > 11.0 - 15.0 V
- 24 V > 23.0 - 30.0 V
- 48 V > 46.0 - 60.0 V

Model No	Giriş	Çıkış	Fiyat "USD"
SD-1000L-12	19-72 V	12V, 0-60A	382.8
SD-1000L-24	19-72 V	24V, 0-40A	382.8
SD-1000L-48	19-72 V	48V, 0-21A	382.8
SD-1000H-12	72-144 V	12V, 0-60A	382.8
SD-1000H-24	72-144 V	24V, 0-40A	382.8
SD-1000H-48	72-144 V	48V, 0-21A	382.8

RAILWAY DC~DC Converter "30~300W"

- * Geniş giriş voltaj aralığı
- * EN50155 Railway standartı
- * 4000VDC İzalasyon
- * Fansız tasarım
- * 1U kompakt tasarım
- * 3 yıl garanti

Çalışma Sıcaklığı: -40~+55°C %100



- * Kısa devre koruma
- * Aşırı akım koruma
- * Aşırı voltaj koruma
- * Aşırı sıcaklık koruma
- * Uzun ömür
- * Yüksek verim

30W RAILWAY Tek Çıkış DC-DC Converter

YENİ

113x60x25 mm

Model No	Watt	Giriş Vdc	Çıkış	Fiyat "USD"
RSD-30G-3.3	20 W	9.0-36.0 V	3.3V, 0-6.0A	43.5
RSD-30G-5	30 W	9.0-36.0 V	05V, 0-6.0A	43.5
RSD-30G-12	30 W	9.0-36.0 V	12V, 0-2.5A	43.5
RSD-30G-24	30 W	9.0-36.0 V	24V, 0-1.5A	43.5
RSD-30L-3.3	20 W	18.0-72.0 V	3.3V, 0-6.0A	43.5
RSD-30L-5	30 W	18.0-72.0 V	05V, 0-6.0A	43.5
RSD-30L-12	30 W	18.0-72.0 V	12V, 0-2.5A	43.5
RSD-30L-24	30 W	18.0-72.0 V	24V, 0-1.5A	43.5
RSD-30H-3.3	20 W	40.0-160 V	3.3V, 0-6.0A	43.5
RSD-30H-5	30 W	40.0-160 V	05V, 0-6.0A	43.5
RSD-30H-12	30 W	40.0-160 V	12V, 0-2.5A	43.5
RSD-30H-24	30 W	40.0-160 V	24V, 0-1.5A	43.5

60W RAILWAY Tek Çıkış DC-DC Converter

YENİ

128x60x25 mm

Model No	Watt	Giriş Vdc	Çıkış	Fiyat "USD"
RSD-60G-3.3	40 W	9.0-36.0 V	3.3V, 0-12.0A	55.5
RSD-60G-5	60 W	9.0-36.0 V	05V, 0-12.0A	55.5
RSD-60G-12	60 W	9.0-36.0 V	12V, 0-5.0A	55.5
RSD-60G-24	60 W	9.0-36.0 V	24V, 0-2.5A	55.5
RSD-60L-3.3	20 W	18.0-72.0 V	3.3V, 0-12.0A	55.5
RSD-60L-5	30 W	18.0-72.0 V	05V, 0-12.0A	55.5
RSD-60L-12	30 W	18.0-72.0 V	12V, 0-5.0A	55.5
RSD-60L-24	30 W	18.0-72.0 V	24V, 0-2.5A	55.5
RSD-60H-3.3	20 W	40.0-160 V	3.3V, 0-12.0A	55.5
RSD-60H-5	30 W	40.0-160 V	05V, 0-12.0A	55.5
RSD-60H-12	30 W	40.0-160 V	12V, 0-5.0A	55.5
RSD-60H-24	30 W	40.0-160 V	24V, 0-2.5A	55.5

100W RAILWAY Tek Çıkış DC-DC Converter

YENİ

161x68x36 mm

Model No	Watt	Giriş Vdc	Çıkış	Fiyat "USD"
RSD-100B-5	100 W	16.8-31.2 V	05V, 0-20.0A	97.5
RSD-100B-12	100 W	16.8-31.2 V	12V, 0-8.4A	97.5
RSD-100B-24	100 W	16.8-31.2 V	24V, 0-4.2A	97.5
RSD-100C-5	100 W	33.6-62.4 V	05V, 0-20.0A	97.5
RSD-100C-12	100 W	33.6-62.4 V	12V, 0-8.4A	97.5
RSD-100C-24	100 W	33.6-62.4 V	24V, 0-4.2A	97.5
RSD-100D-5	100 W	67.2-143 V	05V, 0-20.0A	97.5
RSD-100D-12	100 W	67.2-143 V	12V, 0-8.4A	97.5
RSD-100D-24	100 W	67.2-143 V	24V, 0-4.2A	97.5

150W RAILWAY Tek Çıkış DC-DC Converter

YENİ

189x77x36 mm

Model No	Watt	Giriş Vdc	Çıkış	Fiyat "USD"
RSD-150B-5	150 W	16.8-31.2 V	05V, 0-30.0A	126.0
RSD-150B-12	150 W	16.8-31.2 V	12V, 0-12.5A	126.0
RSD-150B-24	150 W	16.8-31.2 V	24V, 0-6.30A	126.0
RSD-150C-5	150 W	33.6-62.4 V	05V, 0-30.0A	126.0
RSD-150C-12	150 W	33.6-62.4 V	12V, 0-12.5A	126.0
RSD-150C-24	150 W	33.6-62.4 V	24V, 0-6.30A	126.0
RSD-150D-5	150 W	67.2-143 V	05V, 0-30.0A	126.0
RSD-150D-12	150 W	67.2-143 V	12V, 0-12.5A	126.0
RSD-150D-24	150 W	67.2-143 V	24V, 0-6.30A	126.0

200W RAILWAY Tek Çıkış DC-DC Converter

YENİ

191x86x40 mm

Model No	Watt	Giriş Vdc	Çıkış	Fiyat "USD"
RSD-200B-12	200 W	16.8-31.2 V	12V, 0-16.7A	147.0
RSD-200B-24	200 W	16.8-31.2 V	24V, 0-8.40A	147.0
RSD-200B-48	200 W	16.8-31.2 V	48V, 0-4.20A	147.0
RSD-200C-12	200 W	33.6-62.4 V	12V, 0-16.7A	147.0
RSD-200C-24	200 W	33.6-62.4 V	24V, 0-8.40A	147.0
RSD-200C-48	200 W	33.6-62.4 V	48V, 0-4.20A	147.0
RSD-200D-12	200 W	67.2-143 V	12V, 0-16.7A	147.0
RSD-200D-24	200 W	67.2-143 V	24V, 0-8.40A	147.0
RSD-200D-48	200 W	67.2-143 V	48V, 0-4.20A	147.0

300W RAILWAY Tek Çıkış DC-DC Converter

YENİ

216x97x40 mm

Model No	Watt	Giriş Vdc	Çıkış	Fiyat "USD"
RSD-300B-5	210 W	16.8-31.2 V	05V, 0-42.0A	177.0
RSD-300B-12	270 W	16.8-31.2 V	12V, 0-22.5A	177.0
RSD-300B-24	271 W	16.8-31.2 V	24V, 0-11.3A	177.0
RSD-300B-48	274 W	16.8-31.2 V	48V, 0-5.70A	177.0
RSD-300C-5	210 W	33.6-62.4 V	05V, 0-42.0A	177.0
RSD-300C-12	300 W	33.6-62.4 V	12V, 0-25.0A	177.0
RSD-300C-24	300 W	33.6-62.4 V	24V, 0-12.5A	177.0
RSD-300C-48	300 W	33.6-62.4 V	48V, 0-6.30A	177.0
RSD-300D-5	210 W	67.2-143 V	05V, 0-42.0A	177.0
RSD-300D-12	300 W	67.2-143 V	12V, 0-25.0A	177.0
RSD-300D-24	300 W	67.2-143 V	24V, 0-12.5A	177.0
RSD-300D-48	300 W	67.2-143 V	48V, 0-6.30A	177.0
RSD-300E-5	210 W	25.2-46.8 V	05V, 0-42.0A	177.0
RSD-300E-12	300 W	25.2-46.8 V	12V, 0-25.0A	177.0
RSD-300E-24	300 W	25.2-46.8 V	24V, 0-12.5A	177.0
RSD-300E-48	300 W	25.2-46.8 V	48V, 0-6.30A	177.0
RSD-300F-5	210 W	50.4-93.6 V	05V, 0-42.0A	177.0
RSD-300F-12	300 W	50.4-93.6 V	12V, 0-25.0A	177.0
RSD-300F-24	300 W	50.4-93.6 V	24V, 0-12.5A	177.0
RSD-300F-48	300 W	50.4-93.6 V	48V, 0-6.30A	177.0

DIN RAIL Tip DC-DC Converter

- * 4:1 Geniş giriş voltaj aralığı
- * Ayarlanabilir DC Çıkış
- * Çalışma sıcaklığı: -40 C~+85 C
- * 4000 Vdc İzalasyon
- * 1U kompakt tasarım



- * Kısa Devre Korumu
- * Aşırı Akım Korumu
- * Aşırı Voltaj Korumu
- * Aşırı Sıcaklık Korumu
- * Yüksek Verim

15W DIN RAIL Tek Çıkış DC-DC Converter

YENİ

17.5x90x54.5 mm

Model No	Watt	Giriş Vdc	Çıkış Vdc	Vdc Ayar	Fiyat "USD"
DDR-15G-3.3	12 W	9.0-36.0 V	3.3V, 3.5A	3.0-3.6 V	25.2
DDR-15G-5	15 W	9.0-36.0 V	05V, 3.0A	4.5-5.5 V	25.2
DDR-15G-12	15 W	9.0-36.0 V	12V, 1.25A	9-13.2 V	25.2
DDR-15G-15	15 W	9.0-36.0 V	15V, 1.0A	13.5-16.5 V	25.2
DDR-15G-24	15 W	9.0-36.0 V	24V, 0.63A	21.6-28 V	25.2
DDR-15L-3.3	15 W	18.0-75.0 V	3.3V, 4.5A	3.0-3.6 V	25.2
DDR-15L-5	15 W	18.0-75.0 V	05V, 3.0A	4.5-5.5 V	25.2
DDR-15L-12	15 W	18.0-75.0 V	12V, 1.25A	9-13.2 V	25.2
DDR-15L-15	15 W	18.0-75.0 V	15V, 1.0A	13.5-16.5 V	25.2
DDR-15L-24	15 W	18.0-75.0 V	24V, 0.63A	21.6-28 V	25.2

30W DIN RAIL Tek Çıkış DC-DC Converter

YENİ

35x90x54.5 mm

Model No	Watt	Giriş Vdc	Çıkış Vdc	Vdc Ayar	Fiyat "USD"
DDR-30G-5	30 W	9.0-36.0 V	05V, 6.0A	4.5-5.5 V	33.6
DDR-30G-12	30 W	9.0-36.0 V	12V, 2.5A	9-13.2 V	33.6
DDR-30G-15	30 W	9.0-36.0 V	15V, 2.0A	13.5-16.5 V	33.6
DDR-30G-24	30 W	9.0-36.0 V	24V, 1.25A	21.6-28 V	33.6
DDR-30L-5	30 W	18.0-75.0 V	05V, 6.0A	4.5-5.5 V	33.6
DDR-30L-12	30 W	18.0-75.0 V	12V, 2.5A	9-13.2 V	33.6
DDR-30L-15	30 W	18.0-75.0 V	15V, 2.0A	13.5-16.5 V	33.6
DDR-30L-24	30 W	18.0-75.0 V	24V, 1.25A	21.6-28 V	33.6

60W DIN RAIL Tek Çıkış DC-DC Converter

YENİ

52.5x90x54.5 mm

Model No	Watt	Giriş Vdc	Çıkış Vdc	Vdc Ayar	Fiyat "USD"
DDR-60G-5	54 W	9.0-36.0 V	05V, 10.8A	4.5-5.5 V	42.0
DDR-60G-12	60 W	9.0-36.0 V	12V, 5.0A	9-13.2 V	42.0
DDR-60G-15	60 W	9.0-36.0 V	15V, 4.0A	13.5-16.5 V	42.0
DDR-60G-24	60 W	9.0-36.0 V	24V, 2.5A	21.6-28 V	42.0
DDR-60L-5	60 W	18.0-75.0 V	05V, 12A	4.5-5.5 V	42.0
DDR-60L-12	60 W	18.0-75.0 V	12V, 5.0A	9-13.2 V	42.0
DDR-60L-15	60 W	18.0-75.0 V	15V, 4.0A	13.5-16.5 V	42.0
DDR-60L-24	60 W	18.0-75.0 V	24V, 2.5A	21.6-28 V	42.0

120W DIN RAIL Tek Çıkış DC-DC Converter

YENİ

32x125.2x102 mm

Model No	Watt	Giriş Vdc	Çıkış Vdc	Vdc Ayar	Fiyat "USD"
DDR-120A-12	100 W	9.0-18.0 V	12V, 8.3A	9-14 V	84.0
DDR-120A-24	100 W	9.0-18.0 V	24V, 4.2A	24-28 V	84.0
DDR-120A-48	100 W	9.0-18.0 V	48V, 2.1A	48-56 V	84.0
DDR-120B-12	120 W	16.8-33.6 V	12V, 10.0A	9-14 V	84.0
DDR-120B-24	120 W	16.8-33.6 V	24V, 5.0A	24-28 V	84.0
DDR-120B-48	120 W	16.8-33.6 V	48V, 2.5A	48-56 V	84.0
DDR-120C-12	120 W	33.6-67.2 V	12V, 10.0A	9-14 V	84.0
DDR-120C-24	120 W	33.6-67.2 V	24V, 5.0A	24-28 V	84.0
DDR-120C-48	120 W	33.6-67.2 V	48V, 2.5A	48-56 V	84.0
DDR-120D-12	120 W	67.2-154 V	12V, 10.0A	9-14 V	84.0
DDR-120D-24	120 W	67.2-154 V	24V, 5.0A	24-28 V	84.0
DDR-120D-48	120 W	67.2-154 V	48V, 2.5A	48-56 V	84.0

240W DIN RAIL Tek Çıkış DC-DC Converter


YENİ

Model No	Watt	Giriş Vdc	Çıkış Vdc	Vdc Ayar	Fiyat "USD"
DDR-240A-12	240 W	9.0-18.0 V	12V, 16.6A	9-14 V	126.0
DDR-240A-24	240 W	9.0-18.0 V	24V, 8.4A	24-28 V	126.0
DDR-240A-48	240 W	9.0-18.0 V	48V, 4.2A	48-56 V	126.0
DDR-240B-12	240 W	16.8-33.6 V	12V, 20.0A	9-14 V	126.0
DDR-240B-24	240 W	16.8-33.6 V	24V, 10.0A	24-28 V	126.0
DDR-240B-48	240 W	16.8-33.6 V	48V, 5.0A	48-56 V	126.0
DDR-240C-12	240 W	33.6-67.2 V	12V, 20.0A	9-14 V	126.0
DDR-240C-24	240 W	33.6-67.2 V	24V, 10.0A	24-28 V	126.0
DDR-240C-48	240 W	33.6-67.2 V	48V, 5.0A	48-56 V	126.0
DDR-240D-12	240 W	67.2-154 V	12V, 20.0A	9-14 V	126.0
DDR-240D-24	240 W	67.2-154 V	24V, 10.0A	24-28 V	126.0
DDR-240D-48	240 W	67.2-154 V	48V, 5.0A	48-56 V	126.0

www.kocstasteknoloji.com



LM - 5530JGL
Yeşil Çizgi
8~12 mt.



LM - 6580JK
Kırmızı Çizgi
6~10 mt.



www.kocstasteknoloji.com

"NOKTA" LAZER MODÜLLER

Model	Güç	Vdc	Ebat	Uygulama Mesafesi	Nokta Fokus	Dalga Boyu	Fiyat USD
DI-650-1-3	1 mW	3 Vdc	8*21 mm	0-3 mt	Sabit	650 nm	30
DI-650-1-5	1 mW	5 Vdc	8*21 mm	0-3 mt	Sabit	650 nm	30
DI-650U-1-5	1 mW	5 Vdc	10*50 mm	0-5 mt	Sabit	650 nm	40
DG-650-1-5	1 mW	5 Vdc	12*35 mm	0-10 mt	Ayarlı	650 nm	40
DH-650-8-5	8 mW	5 Vdc	12*34 mm	0-10 mt	Ayarlı	650 nm	90
DB-635-2.5-5 FA	2.5 mW	5 Vdc	14*45 mm	50 mt	Sabit	635 nm	90
DA-635-2-5	2 mW	5 Vdc	11*60 mm	0-50 mt	Sabit	635 nm	90
LM-6501RC	5 mW	5 Vdc	6*13 mm	0-10 mt	Ayarlı	650 nm	50
LM-6501EH	1 mW	5 Vdc	8*31 mm	0-10 mt	Sabit	650 nm	80
LM-6501NA	1 mW	5 Vdc	12*45 mm	0-50 mt	Sabit	650 nm	85
GLP-532-5-3	5 mW	2*AAA Vdc	14*160 mm	500 mt	Pointer	532 nm	98
DA-532-5-5	5 mW	5 Vdc	20*95 mm	0-50 mt	Sabit	532 nm	330

"ÇİZGİ" LAZER MODÜLLER

Model	Güç	Vdc	Ebat	Uygulama Mesafesi	Etkin Çizgi Uzunluğu	Dalga Boyu	Fiyat USD
LG-635-2, 5-5	3 mW	5 Vdc	12*40 mm	20-70 cm	50 cm	635 nm	70
LH-650-1-5	1 mW	5 Vdc	12*40 mm	10-20 cm	15 cm	650 nm	70
LH-635-4-5	4 mW	5 Vdc	12*40 mm	50-120 cm	1 mt	635 nm	110
LB-635-2, 5-5	3 mW	5 Vdc	16*50 mm	80-150 cm	1 mt	635 nm	80
LB-635-5-5	5 mW	5 Vdc	16*50 mm	120-200 cm	1-2 mt	635 nm	130
LC-650-5-5F	5 mW	5 Vdc	14*50 mm	Ayarlı	1-3 mt	650 nm	110
LF-650-8-5	8 mW	5 Vdc	26*100 mm	100-200 cm	1-2 mt	650 nm	100
LF-650-16-5	16 mW	5 Vdc	26*100 mm	150-250 cm	2-3 mt	650 nm	200
LF-650-30-5	30 mW	5 Vdc	26*100 mm	150-300 cm	4-5 mt	650 nm	380
LC-532-5-5F	5 mW	5 Vdc	16*65 mm	Ayarlı	1-5 mt	532 nm	260
LM-6301RS	1 mW	5 Vdc	9*19 mm	Ayarlı	50 cm	635 nm	55
LM-6305NSS	5 mW	5 Vdc	12*56 mm	Ayarlı	100 cm	635 nm	240
LM-6305GS	5 mW	12 Vdc	16*120 mm	Ayarlı	100 cm	635 nm	480
LM-6535GS	35 mW	12 Vdc	16*120 mm	Ayarlı	300 cm	650 nm	440
LM-6550GS	50 mW	12 Vdc	16*120 mm	Ayarlı	450 cm	650 nm	460
LM-6580GS	80 mW	12 Vdc	16*120 mm	Ayarlı	600 cm	650 nm	480
LM-6580JK	80 mW	12 Vdc	25*100 mm	150-300 cm	6-10 mt	650 nm	520
LM-651HJK	120 mW	12 Vdc	25*100 mm	200-500 cm	6-12 mt	658 nm	580
LM-5330JGL	30 mW	12 Vdc	25*120 mm	200-500 cm	8-12 mt	532 nm	1180

"ARTI" LAZER MODÜLLER

Model	Güç	Voltaj	Ebat	Uygulama Mesafesi	Şekil Boyutu	Artı Fokus	Fiyat USD
CB-635-2-5	2 mW	5 Vdc	16*50 mm	50-125 cm	80 cm	Sabit	80
CE-635-2-5	2 mW	5 Vdc	19*80 mm	50-150 cm	60 cm	Ayarlı	100
CB-635-5-5	5 mW	5 Vdc	16*50 mm	125-200 cm	120 cm	Sabit	120
LM-6301NCW	1 mW	5 Vdc	12*40 mm	26-100 cm	1cm-5cm	Ayarlı	150

"LED" MODÜLLER

Model	Voltaj	Ebat	Uygulama Mesafesi	Şekil Boyutu	Renk	Şekil	Fiyat USD
LE-6201GC	5 Vdc	16*85 mm	10-55 cm	1-5 mm	Kırmızı	Nokta	170
LE-5201GC	5 Vdc	16*85 mm	10-55 cm	1-5 mm	Yeşil	Nokta	170
LE-6201GP	5 Vdc	16*85 mm	10-55 cm	5-30 mm	Kırmızı	Çizgi	170
LE-5201GP	5 Vdc	16*85 mm	10-55 cm	5-30 mm	Yeşil	Çizgi	170
LE-6201GO	5 Vdc	16*85 mm	10-55 cm	5-30 mm	Kırmızı	Artı	170
LE-5201GO	5 Vdc	16*85 mm	10-55 cm	5-30 mm	Yeşil	Artı	170
LE-6201GQ	5 Vdc	16*85 mm	10-55 cm	5-30 mm	Kırmızı	Köşeli Artı	170
LE-5201GQ	5 Vdc	16*85 mm	10-55 cm	5-30 mm	Yeşil	Köşeli Artı	170

"INFRARED" LAZER MODÜLLER

Model	Güç	Voltaj	Ebat	Uygulama Mesafesi	Nokta Fokus	Dalga Boyu	Fiyat USD
DD-980-30-5	30 mW	5 Vdc	22*60 mm	10 mt	Sabit	980 nm	100
DH-980-200-5	200 mW	5 Vdc	22*65 mm	10 mt	Ayarlı	980 nm	150

LAZER AKSESUARLARI

Lazer Esnek Montaj Aparatları

Marka	Model	Kaplama	Lazer Çapı	Ayar Montaj	Fiyat USD
Huanic	EKR010-08	KROM	8 mm	Esnek	18
Huanic	EMAK10-08	MAKARON	8 mm	Esnek	16

Lazer Sabit Montaj Aparatları

Marka	Model	Montaj Çapı	Lazer Çapı	Ayar Montaj	Fiyat USD
Huanic	S108-08	8 mm	8 mm	El ile	16
Huanic	S108-10	8 mm	10 mm	El ile	16
Huanic	S108-12	8 mm	12 mm	El ile	16
Huanic	S108-14	8 mm	14 mm	El ile	16
Huanic	S108-16	8 mm	16 mm	El ile	18
Huanic	S108-19	8 mm	19 mm	El ile	20
Huanic	S113-25	13 mm	25 mm	El ile	25
Huanic	S113-26	13 mm	26 mm	El ile	25

Lazer Güç Kaynakları

Marka	Model	DC Çıkış	Çıkış Tipi	Voltaj Çıkış	Fiyat USD
Huanic	LPS-5	5 Vdc	Tekli Soket	Sabit	20
Huanic	LPS-1	5 Vdc	Tekli Soket	Ayarlı	30
Meanwell	GS06E-1P1J	5 Vdc	Tekli Soket	Sabit	20
Meanwell	GS06E-3P1J	12 Vdc	Tekli Soket	Sabit	20



GS06E-1P1J / 3P1J

www.koclasteknoloji.com



Led Dairesel Modüller

- * Yüksek Verimli Dairesel LED Modüller
- * SAMSUNG LM281B+
- * 60mm, 90 mm, 130 mm çaplarında
- * Farklı sürüş akımları 300 mA-900mA
- * 1,6 mm kalınlığında Alüminyum PCB
- * Yüksek ısı geçirgenlik
- * 6 paralel dizayn
- * PCB üzerinde kablo için geçiş noktası
- * Ölçüm için To noktası



Marka-Model	KOLED-60 AR
Led	SAMSUNG 281B+
Led Dizilim	4 Seri 6 Paralel
PCB ve Eni	Alüminyum-60mm
Çalışma Voltajı	10-13 Vdc Sabit Akım
Çalışma Akımı	350-500-700 mA

Sipariş Kodu	Kelvin	Renk	Led Ad	Sürüş Akımı	Güç (watt)	Bin	İmp/700mA
MPR060-P0-24	6500K	Beyaz	24 Led	350-500-700mA	4-6-9W	SE	1350lm
MPR060-R0-24	5000K	N.Beyaz	24 Led	350-500-700mA	4-6-9W	SE	1400lm
MPR060-T0-24	4000K	N.Beyaz	24 Led	350-500-700mA	4-6-9W	SE	1350lm
MPR060-V0-24	3000K	Güneşçi	24 Led	350-500-700mA	4-6-9W	SE	1300lm
MPR060-W0-24	2700K	Güneşçi	24 Led	350-500-700mA	4-6-9W	SE	1250lm

Marka-Model	KOLED-90 AR
Led	SAMSUNG 281B+
Led Dizilim	8 Seri 6 Paralel
PCB ve Eni	Alüminyum-90mm
Çalışma Voltajı	20-26 Vdc Sabit Akım
Çalışma Akımı	350-500-700 mA

Sipariş Kodu	Kelvin	Renk	Led Ad	Sürüş Akımı	Güç (watt)	Bin	İmp/700mA
MPR090-P0-48	6500K	Beyaz	48 Led	350-500-700mA	8-12-17W	SE	2700lm
MPR090-R0-48	5000K	N.Beyaz	48 Led	350-500-700mA	8-12-17W	SE	2800lm
MPR090-T0-48	4000K	N.Beyaz	48 Led	350-500-700mA	8-12-17W	SE	2700lm
MPR090-V0-48	3000K	Güneşçi	48 Led	350-500-700mA	8-12-17W	SE	2600lm
MPR090-W0-48	2700K	Güneşçi	48 Led	350-500-700mA	8-12-17W	SE	2500lm


Marka-Model	KOLED-130 AR
Led	SAMSUNG 281B+
Led Dizilim	11 Seri 6 Paralel
PCB ve Eni	Alüminyum-130mm
Çalışma Voltajı	28-35 Vdc Sabit Akım
Çalışma Akımı	350-500-700 mA

Sipariş Kodu	Kelvin	Renk	Led Ad	Sürüş Akımı	Güç (watt)	Bin	İmp/700mA
MPR130-P0-66	6500K	Beyaz	66 Led	350-500-700mA	11-16-24W	SE	3400lm
MPR130-R0-66	5000K	N.Beyaz	66 Led	350-500-700mA	11-16-24W	SE	3500lm
MPR130-T0-66	4000K	N.Beyaz	66 Led	350-500-700mA	11-16-24W	SE	3400lm
MPR130-V0-66	3000K	Güneşçi	66 Led	350-500-700mA	11-16-24W	SE	3250lm
MPR130-W0-66	2700K	Güneşçi	66 Led	350-500-700mA	11-16-24W	SE	3150lm

KOLED-130 AR

KOLED-90 AR

KOLED-60 AR



12 Vdc 30 Led/mt 12 mm

Led Tipi : 2835

Marka	KOLED	Sipariş Kodu	Kelvin	Renk	Led Ad	Güç	Rank	Lümen
Led	SAMSUNG LM281B	2835-WAP050-15	6500K	Beyaz	30led/mt	15w/mt	S2	1750lm/mt
Led Tipi	2835	2835-WAR050-15	5000K	N.Beyaz	30led/mt	15w/mt	S2	1750lm/mt
PCB ve Eni	Alüminyum-12mmx50 cm.	2835-WAT050-15	4000K	N.Beyaz	30led/mt	15w/mt	S2	1700lm/mt
Çalışma Voltajı	12 Vdc Sabit Voltaj	2835-WAV050-15	3000K	Güneşçi	30led/mt	15w/mt	S2	1600lm/mt
Ürün Tipi	30 Led/mt Line	2835-WAW050-15	2700K	Güneşçi	30led/mt	15w/mt	S2	1600lm/mt

12 Vdc 60 Led/mt 12 mm

Led Tipi : 2835

Marka	KOLED	Sipariş Kodu	Kelvin	Renk	Led Ad	Güç	Rank	Lümen
Led	SAMSUNG LM281B	2835-WAP050-30	6500K	Beyaz	60led/mt	15w/mt	S2	1850lm/mt
Led Tipi	2835	2835-WAR050-30	5000K	N.Beyaz	60led/mt	15w/mt	S2	1850lm/mt
PCB ve Eni	Alüminyum-12mmx50 cm.	2835-WAT050-30	4000K	N.Beyaz	60led/mt	15w/mt	S2	1800lm/mt
Çalışma Voltajı	12 Vdc Sabit Voltaj	2835-WAV050-30	3000K	Güneşçi	60led/mt	15w/mt	S2	1700lm/mt
Ürün Tipi	60 Led/mt Line	2835-WAW050-30	2700K	Güneşçi	60led/mt	15w/mt	S2	1700lm/mt

24 Vdc 60 Led/mt 12 mm

Led Tipi : 2835

Marka	KOLED	Sipariş Kodu	Kelvin	Renk	Led Ad	Güç	Rank	Lümen
Led	SAMSUNG LM281B	2835-WAP050-30	6500K	Beyaz	60led/mt	15w/mt	S2	1850lm/mt
Led Tipi	2835	2835-WAR050-30	5000K	N.Beyaz	60led/mt	15w/mt	S2	1850lm/mt
PCB ve Eni	Alüminyum-12mmx50 cm.	2835-WAT050-30	4000K	N.Beyaz	60led/mt	15w/mt	S2	1850lm/mt
Çalışma Voltajı	24 Vdc Sabit Voltaj	2835-WAV050-30	3000K	Güneşçi	60led/mt	15w/mt	S2	1750lm/mt
Ürün Tipi	60 Led/mt Line	2835-WAW050-30	2700K	Güneşçi	60led/mt	15w/mt	S2	1750lm/mt

24 Vdc 42 Led/mt 16 mm

Led Tipi : 2835

Marka	KOLED	Sipariş Kodu	Kelvin	Renk	Led Ad	Güç	Rank	Lümen
Led	SAMSUNG LM281B	2835-WAP050-21	6500K	Beyaz	42led/mt	15w/mt	S2	1950lm/mt
Led Tipi	2835	2835-WAR050-21	5000K	N.Beyaz	42led/mt	15w/mt	S2	1950lm/mt
PCB ve Eni	Alüminyum-16mmx50 cm.	2835-WAT050-21	4000K	N.Beyaz	42led/mt	15w/mt	S2	1950lm/mt
Çalışma Voltajı	24 Vdc Sabit Voltaj	2835-WAV050-21	3000K	Güneşçi	42led/mt	15w/mt	S2	1950lm/mt
Ürün Tipi	42 Led/mt Line	2835-WAW050-21	2700K	Güneşçi	42led/mt	15w/mt	S2	1900lm/mt

24 Vdc 70 Led/mt 16 mm

Led Tipi : 2835

Marka	KOLED	Sipariş Kodu	Kelvin	Renk	Led Ad	Güç	Rank	Lümen
Led	SAMSUNG LM281B	2835-WAP050-35	6500K	Beyaz	70led/mt	15w/mt	S2	2100lm/mt
Led Tipi	2835	2835-WAR050-35	5000K	N.Beyaz	70led/mt	15w/mt	S2	2100lm/mt
PCB ve Eni	Alüminyum-16mmx50 cm.	2835-WAT050-35	4000K	N.Beyaz	70led/mt	15w/mt	S2	2100lm/mt
Çalışma Akımı	24 Vdc Sabit Voltaj	2835-WAV050-35	3000K	Güneşçi	70led/mt	15w/mt	S2	2000lm/mt
Ürün Tipi	70 Led/mt Line	2835-WAW050-35	2700K	Güneşçi	70led/mt	15w/mt	S2	2000lm/mt

* Standart dışı 10w-25w/mt isteğe bağlı yapılır.

24 Vdc Sabit Akım (c.c) 70 Led/mt 16 mmx50 cm 7 Seri 5 Paralel Led Tipi : 2835 (3v)



Marka	KOLED
Led	SAMSUNG LM281B+
PCB ve Eni	Alüminyum-16mmx50 cm.
Çalışma Akımı	Sabit Akım (50-150 mA)
Çalışma Voltajı	24 Vdc Sabit Akım
Ürün Tipi	70 Led/mt Line

Sipariş Kodu	Kelvin	Renk	Led Ad	Güç	Rank	Lümen (100 mA)
LM281B-WA050-35CC	6500K	Beyaz	70led/mt	10-21w/mt	SE	3500lm/mt
LM281B-WA050-35CC	5000K	N.Beyaz	70led/mt	10-21w/mt	SE	3500lm/mt
LM281B-WA050-35CC	4000K	N.Beyaz	70led/mt	10-21w/mt	SE	3500lm/mt
LM281B-WA050-35CC	3000K	Güneşiği	70led/mt	10-21w/mt	SE	3400lm/mt
LM281B-WA050-35CC	2700K	Güneşiği	70led/mt	10-21w/mt	SE	3300lm/mt

18 Vdc Sabit Akım (c.c) 96 Led/mt 16 mmx56 cm 6 Seri 8 Paralel Led Tipi : 2835 (3v)



Marka	KOLED
Led	SAMSUNG LM281B+
PCB ve Eni	Alüminyum-16mmx56 cm.
Çalışma Akımı	Sabit Akım (50-150mA)
Çalışma Voltajı	18Vdc Sabit Akım
Ürün Tipi	96 Led/mt Line

Sipariş Kodu	Kelvin	Renk	Led Ad	Güç	Rank	Lümen (100 mA)
LM281B-WA050-48CC	6500K	Beyaz	96led/mt	15-25w/mt	SE	4000lm/mt
LM281B-WA050-48CC	5000K	N.Beyaz	96led/mt	15-25w/mt	SE	4000lm/mt
LM281B-WA050-48CC	4000K	N.Beyaz	96led/mt	15-25w/mt	SE	4000lm/mt
LM281B-WA050-48CC	3000K	Güneşiği	96led/mt	15-25w/mt	SE	3900lm/mt
LM281B-WA050-48CC	2700K	Güneşiği	96led/mt	15-25w/mt	SE	3800lm/mt

36 Vdc Sabit Akım (c.c) 96 Led/mt 16 mmx56 cm 6 Seri 8 Paralel Led Tipi : 2835 (6v)



Marka	KOLED
Led	SAMSUNG LM282B+
PCB ve Eni	Alüminyum-16mmx56 cm.
Çalışma Akımı	Sabit Akım (50-150mA)
Çalışma Voltajı	36Vdc Sabit Akım
Ürün Tipi	96 Led/mt Line

Sipariş Kodu	Kelvin	Renk	Led Ad	Güç	Rank	Lümen (100 mA)
LM282B-WA050-48CC	6500K	Beyaz	96led/mt	15-50w/mt	SB	7600lm/mt
LM282B-WA050-48CC	5000K	N.Beyaz	96led/mt	15-50w/mt	SB	7600lm/mt
LM282B-WA050-48CC	4000K	N.Beyaz	96led/mt	15-50w/mt	SB	7600lm/mt
LM282B-WA050-48CC	3000K	Güneşiği	96led/mt	15-50w/mt	SB	7400lm/mt
LM282B-WA050-48CC	2700K	Güneşiği	96led/mt	15-50w/mt	SB	7300lm/mt

60 Vdc Sabit Akım (c.c) 108 Led/mt 16 mmx50 cm 18 Seri 3 Paralel Led Tipi : 2835 (3v)



Marka	KOLED
Led	SAMSUNG LM281B+
PCB ve Eni	Alüminyum-16mmx50 cm.
Çalışma Akımı	Sabit Akım (50-150mA)
Çalışma Voltajı	60Vdc Sabit Akım
Ürün Tipi	108 Led/mt Line

Sipariş Kodu	Kelvin	Renk	Led Ad	Güç	Rank	Lümen (100 mA)
LM281B-WA050-54CC	6500K	Beyaz	108led/mt	15-40w/mt	SE	5000lm/mt
LM281B-WA050-54CC	5000K	N.Beyaz	108led/mt	15-40w/mt	SE	5000lm/mt
LM281B-WA050-54CC	4000K	N.Beyaz	108led/mt	15-40w/mt	SE	5000lm/mt
LM281B-WA050-54CC	3000K	Güneşiği	108led/mt	15-40w/mt	SE	4900lm/mt
LM281B-WA050-54CC	2700K	Güneşiği	108led/mt	15-40w/mt	SE	4800lm/mt

High Power



Led Tipi : 3535

Marka	KOLED
Led	SAMSUNG LH351B
Led Tipi	3535 Ceramic HP
PCB ve Eni	Alüminyum-16mmx30 cm.
Çalışma Akımı	350-1500 mA Sabit Akım
Ürün Tipi	12 Led/30 cm

Sipariş Kodu	Kelvin	Renk	Led Ad	Güç	Rank	Lümen
LH351B-12-66-K	6500K	Beyaz	12led/line	1-5w/led	M3	170lm/w
LH351B-12-50-K	5000K	N.Beyaz	12led/line	1-5w/led	M3	170lm/w
LH351B-12-40-K	4000K	N.Beyaz	12led/line	1-5w/led	M3	170lm/w
LH351B-12-30-K	3000K	Güneşiği	12led/line	1-5w/led	M3	170lm/w
LH351B-12-27-K	2700K	Güneşiği	12led/line	1-5w/led	M3	170lm/w



Marka	Sipariş Kodu	Renk	Chip	Led/ad	IP	Paket	Garanti
KOLED	KL-WH01C60L	Beyaz	1 chip	60 led/mt	iç mekan	5mt	3 Yıl
KOLED	KL-WH01C60LSLK	Beyaz	1 chip	60 led/mt	silikonlu	5mt	3 Yıl
KOLED	KL-WH03C60L	Beyaz	3 chip	60 led/mt	iç mekan	5mt	3 Yıl
KOLED	KL-WH03C60LSLK	Beyaz	3 chip	60 led/mt	silikonlu	5mt	3 Yıl
KOLED	KL-WW01C60L	Gümüş	1 chip	60 led/mt	iç mekan	5mt	3 Yıl
KOLED	KL-WW01C60LSLK	Gümüş	1 chip	60 led/mt	silikonlu	5mt	3 Yıl
KOLED	KL-WW03C60L	Gümüş	3 chip	60 led/mt	iç mekan	5mt	3 Yıl
KOLED	KL-WW03C60LSLK	Gümüş	3 chip	60 led/mt	silikonlu	5mt	3 Yıl
KOLED	KL-RGB3C30L	RGB	3 chip	30 led/mt	iç mekan	5mt	3 Yıl
KOLED	KL-RGB3C30LSLK	RGB	3 chip	30 led/mt	silikonlu	5mt	3 Yıl
KOLED	KL-RGB3C60L	RGB	3 chip	60 led/mt	iç mekan	5mt	3 Yıl
KOLED	KL-RGB3C60LSLK	RGB	3 chip	60 led/mt	silikonlu	5mt	3 Yıl
KOLED	KL-BLU1C60L	Mavi	1 chip	60 led/mt	iç mekan	5mt	3 Yıl
KOLED	KL-BLU1C60LSLK	Mavi	1 chip	60 led/mt	silikonlu	5mt	3 Yıl
KOLED	KL-BLU3C60L	Mavi	3 chip	60 led/mt	iç mekan	5mt	3 Yıl
KOLED	KL-BLU3C60LSLK	Mavi	3 chip	60 led/mt	silikonlu	5mt	3 Yıl
KOLED	KL-GRE1C60L	Yeşil	1 chip	60 led/mt	iç mekan	5mt	3 Yıl
KOLED	KL-GRE1C60LSLK	Yeşil	1 chip	60 led/mt	silikonlu	5mt	3 Yıl
KOLED	KL-GRE3C60L	Yeşil	3 chip	60 led/mt	iç mekan	5mt	3 Yıl
KOLED	KL-GRE3C60LSLK	Yeşil	3 chip	60 led/mt	silikonlu	5mt	3 Yıl
KOLED	KL-RED1C60L	Kırmızı	1 chip	60 led/mt	iç mekan	5mt	3 Yıl
KOLED	KL-RED1C60LSLK	Kırmızı	1 chip	60 led/mt	silikonlu	5mt	3 Yıl
KOLED	KL-RED3C60L	Kırmızı	3 chip	60 led/mt	iç mekan	5mt	3 Yıl
KOLED	KL-RED3C60LSLK	Kırmızı	3 chip	60 led/mt	silikonlu	5mt	3 Yıl
KOLED	KL-YLW1C60L	Sarı	1 chip	60 led/mt	iç mekan	5mt	3 Yıl
KOLED	KL-YLW1C60LSLK	Sarı	1 chip	60 led/mt	silikonlu	5mt	3 Yıl
KOLED	KL-YLW3C60L	Sarı	3 chip	60 led/mt	iç mekan	5mt	3 Yıl
KOLED	KL-YLW3C60LSLK	Sarı	3 chip	60 led/mt	silikonlu	5mt	3 Yıl

* 3 Yıl Garanti koşulları için satıcımız ile görüşünüz.

* Güncel fiyatlar için satıcımız ile görüşünüz.

* Listemizde olmayan talepleriniz için satıcımızdan bilgi alınız.



Beyaz Modül (SAMSUNG - LM281B Kullanılmıştır.)

Sipariş Kodu	Renk	Led	Led Tip	Açı	Vdc	Watt	IP
KL-WH-ECC03S-9500K	Beyaz	Samsung	2835	Geniş Açılı	12VDC	1W	IP68
KL-WH-ECC03S-6500K	Beyaz	Samsung	2835	Geniş Açılı	12VDC	1W	IP68
KL-WW-ECC03S-4000K	Güneşli	Samsung	2835	Geniş Açılı	12VDC	1W	IP68
KL-WW-ECC03S-3000K	Güneşli	Samsung	2835	Geniş Açılı	12VDC	1W	IP68

Beyaz Modül (SAMSUNG - LM561B Kullanılmıştır.)


Sipariş Kodu	Renk	Led	Led Tip	Açı	Vdc	Watt	IP
KL-WH-ECC03S-9500K	Beyaz	Samsung	5630	Standart	12VDC	0.72W	IP68
KL-WH-ECC03S-6500K	Beyaz	Samsung	5630	Standart	12VDC	0.72W	IP68
KL-WW-ECC03S-4000K	Güneşli	Samsung	5630	Standart	12VDC	0.72W	IP68
KL-WW-ECC03S-3000K	Güneşli	Samsung	5630	Standart	12VDC	0.72W	IP68

Beyaz Modül (Korea) Ekonomik

Sipariş Kodu	Renk	Led	Led Tip	Açı	Vdc	Watt	IP
KL-WH-ECC03S-9500K	Beyaz	Korea	2835	Geniş Açılı	12VDC	1W	IP68
KL-WW-ECC03S-3000K	Güneşli	Korea	2835	Geniş Açılı	12VDC	1W	IP68

Renkli Modüller (Korea)

Sipariş Kodu	Renk	Led	Led Tip	Açı	Vdc	Watt	IP
KL-M-RED-ECC03S	Kırmızı	Korea	5050	Standart	12VDC	0.72W	IP68
KL-M-AMB-ECC03S	Sarı	Korea	5050	Standart	12VDC	0.72W	IP68
KL-M-BLU-ECC03S	Mavi	Korea	5050	Standart	12VDC	0.72W	IP68
KL-M-GRE-ECC03S	Yeşil	Korea	5050	Standart	12VDC	0.72W	IP68
KL-M-RGB-ECC03S	RGB	Korea	5050	Standart	12VDC	0.72W	IP68



KOLED-ECO3S

Teknik Özellikler	White	Red	Green	Blue	Amber
Çalışma Voltajı	12 Vdc				
Modül/Watt	1.0 W	0.72 W	0.72 W	0.72 W	0.72 W
İşma Açısı	150	120	120	120	120
Lümen Max	90 lm	120 lm	90 lm	24 lm	48 lm
Boyut	66 (L) * 15 (G) * 9 (Y) mm				
Max. Seri	50 ad				
Çalışma Sıcaklığı	-25 +85				

MP (Middle Power) Led

LM281B 3Vdc	Tip	Kelvin	CRI	Watt	Sürüm mA	Fw. Vdc	Bin	Lm(150mA)
LM281B-65K-SA	2835	6500K	80	0.5w	65-150mA	2.9-3.3 Vdc	SA	61.3lm
LM281B-50K-SA	2835	5000K	80	0.5w	65-150mA	2.9-3.3 Vdc	SA	63.3lm
LM281B-40K-SA	2835	4000K	80	0.5w	65-150mA	2.9-3.3 Vdc	SA	61.3lm
LM281B-30K-SA	2835	3000K	80	0.5w	65-150mA	2.9-3.3 Vdc	SA	58.3lm
LM281B-27K-SA	2835	2700K	80	0.5w	65-150mA	2.9-3.3 Vdc	SA	57.3lm



LM281B+ 3Vdc	Tip	Kelvin	CRI	Watt	Sürüm mA	Fw. Vdc	Bin	Lm(150mA)
LM281B-65K-SC	2835	6500K	80	0.5w	65-150mA	2.8-3.2 Vdc	SC	66.0lm
LM281B-50K-SC	2835	5000K	80	0.5w	65-150mA	2.8-3.2 Vdc	SC	67.0lm
LM281B-40K-SC	2835	4000K	80	0.5w	65-150mA	2.8-3.2 Vdc	SC	66.0lm
LM281B-30K-SC	2835	3000K	80	0.5w	65-150mA	2.8-3.2 Vdc	SC	62.5lm
LM281B-27K-SC	2835	2700K	80	0.5w	65-150mA	2.8-3.2 Vdc	SC	60.5lm



LM281B+ 3Vdc	Tip	Kelvin	CRI	Watt	Sürüm mA	Fw. Vdc	Bin	Lm(150mA)
LM281B-65K-SE	2835	6500K	80	0.5w	65-150mA	2.8-3.2 Vdc	SE	70.0lm
LM281B-50K-SE	2835	5000K	80	0.5w	65-150mA	2.8-3.2 Vdc	SE	71.0lm
LM281B-40K-SE	2835	4000K	80	0.5w	65-150mA	2.8-3.2 Vdc	SE	70.0lm
LM281B-30K-SE	2835	3000K	80	0.5w	65-150mA	2.8-3.2 Vdc	SE	66.5lm
LM281B-27K-SE	2835	2700K	80	0.5w	65-150mA	2.8-3.2 Vdc	SE	64.5lm



LM281B+ 3Vdc	Tip	Kelvin	CRI	Watt	Sürüm mA	Fw. Vdc	Bin	Lm(150mA)
LM281B-65K-SG	2835	6500K	80	0.5w	65-150mA	2.8-3.2 Vdc	SG	74.0lm
LM281B-50K-SG	2835	5000K	80	0.5w	65-150mA	2.8-3.2 Vdc	SG	75.0lm
LM281B-40K-SG	2835	4000K	80	0.5w	65-150mA	2.8-3.2 Vdc	SG	74.0lm
LM281B-30K-SG	2835	3000K	80	0.5w	65-150mA	2.8-3.2 Vdc	SG	70.5lm
LM281B-27K-SG	2835	2700K	80	0.5w	65-150mA	2.8-3.2 Vdc	SG	68.5lm



LM282B+ 6Vdc	Tip	Kelvin	CRI	Watt	Sürüm mA	Fw. Vdc	Bin	Lm(150mA)
LM282B-65K	2835	6500K	80	0.9w	65-150mA	5.7-6.9 Vdc	SB	125lm
LM282B-50K	2835	5000K	80	0.9w	65-150mA	5.7-6.9 Vdc	SB	130lm
LM282B-40K	2835	4000K	80	0.9w	65-150mA	5.7-6.9 Vdc	SB	125lm
LM282B-30K	2835	3000K	80	0.9w	65-150mA	5.7-6.9 Vdc	SB	120lm
LM282B-27K	2835	2700K	80	0.9w	65-150mA	5.7-6.9 Vdc	SB	118lm



LM283B+ 9Vdc	Tip	Kelvin	CRI	Watt	Sürüm mA	Fw. Vdc	Bin	Lm(100mA)
LM283B-65K	2835	6500K	80	0.9w	40-100mA	8.8-10.0 Vdc	SB	125lm
LM283B-50K	2835	5000K	80	0.9w	40-100mA	8.8-10.0 Vdc	SB	130lm
LM283B-40K	2835	4000K	80	0.9w	40-100mA	8.8-10.0 Vdc	SB	125lm
LM283B-30K	2835	3000K	80	0.9w	40-100mA	8.8-10.0 Vdc	SB	120lm
LM283B-27K	2835	2700K	80	0.9w	40-100mA	8.8-10.0 Vdc	SB	118lm



LM286B+ 18Vdc	Tip	Kelvin	CRI	Watt	Sürüm mA	Fw. Vdc	Bin	Lm(40mA)
LM286B-65K	2835	6500K	80	0.8w	20-40mA	16-20.0 Vdc	SA	102lm
LM286B-50K	2835	5000K	80	0.8w	20-40mA	16-20.0 Vdc	SA	105lm
LM286B-40K	2835	4000K	80	0.8w	20-40mA	16-20.0 Vdc	SA	105lm
LM286B-30K	2835	3000K	80	0.8w	20-40mA	16-20.0 Vdc	SA	95lm
LM286B-27K	2835	2700K	80	0.8w	20-40mA	16-20.0 Vdc	SA	90lm



LM281BA 3Vdc	Tip	Kelvin	CRI	Watt	Sürüm mA	Fw. Vdc	Bin	Lm(65mA)
LM281BA-65K	2835	6500K	80	0.2w	30-65mA	2.9-3.3 Vdc	S2	30.0lm
LM281BA-50K	2835	5000K	80	0.2w	30-65mA	2.9-3.3 Vdc	S2	31.0lm
LM281BA-40K	2835	4000K	80	0.2w	30-65mA	2.9-3.3 Vdc	S2	30.0lm
LM281BA-30K	2835	3000K	80	0.2w	30-65mA	2.9-3.3 Vdc	S2	28.5lm
LM281BA-27K	2835	2700K	80	0.2w	30-65mA	2.9-3.3 Vdc	S2	28.0lm



HP (High Power) Led

LH351B	Tip	Kelvin	CRI	Watt	Sürüm mA	Fw. Vdc	Bin	Lm(350mA)
LH351B-65K	3535	6500K	80	1-5w	350-1500mA	2.6-3.0 Vdc	P1	170lm
LH351B-50K	3535	5000K	80	1-5w	350-1500mA	2.6-3.0 Vdc	Q1	180lm
LH351B-40K	3535	4000K	80	1-5w	350-1500mA	2.6-3.0 Vdc	Q1	180lm
LH351B-30K	3535	3000K	80	1-5w	350-1500mA	2.6-3.0 Vdc	N1	160lm
LH351B-27K	3535	2700K	80	1-5w	350-1500mA	2.6-3.0 Vdc	M1	150lm



LH351C	Tip	Kelvin	CRI	Watt	Sürüm mA	Fw. Vdc	Bin	Lm(700mA)
LH351C-50K	3535	5000K	80	1-5w	350-1500mA	2.6-3.0 Vdc	QB	320lm
LH351C-40K	3535	4000K	80	1-5w	350-1500mA	2.6-3.0 Vdc	PB	300lm
LH351C-30K	3535	3000K	80	1-5w	350-1500mA	2.6-3.0 Vdc	NB	280lm
LH351C-27K	3535	2700K	80	1-5w	350-1500mA	2.6-3.0 Vdc	NB	280lm



LH351D	Tip	Kelvin	CRI	Watt	Sürüm mA	Fw. Vdc	Bin	Lm(1050mA)
LH351D-65K	3535	6500K	80	1-10w	350-3000mA	2.8-3.2 Vdc	W2	460lm
LH351D-50K	3535	5000K	80	1-10w	350-3000mA	2.8-3.2 Vdc	V2	440lm
LH351D-40K	3535	4000K	80	1-10w	350-3000mA	2.8-3.2 Vdc	U2	420lm
LH351D-30K	3535	3000K	80	1-10w	350-3000mA	2.8-3.2 Vdc	T2	400lm
LH351D-27K	3535	2700K	80	1-10w	350-3000mA	2.8-3.2 Vdc	S2	380lm




LH508A	Tip	Kelvin	CRI	Watt	Sürüm mA	Fw. Vdc	Bin	Lm(160mA)
LH508A-65K	5050	6500K	80	0.3w	160-240mA	23.5-26.5 Vdc	A1	50.0lm
LH508A-50K	5050	5000K	80	0.3w	160-240mA	23.5-26.5 Vdc	A1	50.0lm
LH508A-40K	5050	4000K	80	0.3w	160-240mA	23.5-26.5 Vdc	A1	50.0lm
LH508A-30K	5050	3000K	80	0.3w	160-240mA	23.5-26.5 Vdc	A1	47.3lm




MP (Middle Power) Led

LM301B	Tip	Kelvin	CRI	Watt	Sürüm mA	Fw. Vdc	Bin	Lm(65mA)
LM301B-65K	3030	6500K	80	0.3w	65-180mA	2.6-2.9 Vdc	SL	40.0lm
LM301B-50K	3030	5000K	80	0.3w	65-180mA	2.6-2.9 Vdc	SL	40.0lm
LM301B-40K	3030	4000K	80	0.3w	65-180mA	2.6-2.9 Vdc	SL	40.0lm
LM301B-30K	3030	3000K	80	0.3w	65-180mA	2.6-2.9 Vdc	SK	38.0lm
LM301B-27K	3030	2700K	80	0.3w	65-180mA	2.6-2.9 Vdc	SJ	36.0lm



LM301Z	Tip	Kelvin	CRI	Watt	Sürüm mA	Fw. Vdc	Bin	Lm(65mA)
LM301Z-65K	3030	6500K	80	0.6w	65-200mA	2.6-2.9 Vdc	SJ	36lm
LM301Z-50K	3030	5000K	80	0.6w	65-200mA	2.6-2.9 Vdc	SJ	36lm
LM301Z-40K	3030	4000K	80	0.6w	65-200mA	2.6-2.9 Vdc	SJ	36lm
LM301Z-30K	3030	3000K	80	0.6w	65-200mA	2.6-2.9 Vdc	SJ	36lm
LM301Z-27K	3030	2700K	80	0.6w	65-200mA	2.6-2.9 Vdc	SJ	36lm



LM302Z+	Tip	Kelvin	CRI	Watt	Sürüm mA	Fw. Vdc	Bin	Lm(65mA)
LM302Z-65K	3030	6500K	80	1.2w	65-200mA	5.8-6.6 Vdc	SH	151lm
LM302Z-50K	3030	5000K	80	1.2w	65-200mA	5.8-6.6 Vdc	SH	151lm
LM302Z-40K	3030	4000K	80	1.2w	65-200mA	5.8-6.6 Vdc	SH	151lm
LM302Z-30K	3030	3000K	80	1.2w	65-200mA	5.8-6.6 Vdc	SG	142lm
LM302Z-27K	3030	2700K	80	1.2w	65-200mA	5.8-6.6 Vdc	SG	142lm



LM561C	Tip	Kelvin	CRI	Watt	Sürüm mA	Fw. Vdc	Bin	Lm(160mA)
LM561C-65K	5630	6500K	80	0.3w	65-200mA	2.6-2.9 Vdc	S6	37.0lm
LM561C-50K	5630	5000K	80	0.3w	65-200mA	2.6-2.9 Vdc	S6	38.0lm
LM561C-40K	5630	4000K	80	0.3w	65-200mA	2.6-2.9 Vdc	S6	37.0lm
LM561C-30K	5630	3000K	80	0.3w	65-200mA	2.6-2.9 Vdc	S6	35.5lm
LM561C-27K	5630	2700K	80	0.3w	65-200mA	2.6-2.9 Vdc	S6	35.0lm



COB (Chip on Board) Led

LC003D	Tip	Kelvin	CRI	Watt Typ	Watt Max	Vdc typ	Vdc region	Bin	3w/90mA
LC003D-27K	COB	2700K	80	3.1w/90mA	8.6w/230mA	34.6 Vdc	31.8-37.5Vdc	D2	469lm
LC003D-30K	COB	3000K	80	3.1w/90mA	8.6w/230mA	34.6 Vdc	31.8-37.5Vdc	D2	483lm
LC003D-35K	COB	3500K	80	3.1w/90mA	8.6w/230mA	34.6 Vdc	31.8-37.5Vdc	D2	501lm
LC003D-40K	COB	4000K	80	3.1w/90mA	8.6w/230mA	34.6 Vdc	31.8-37.5Vdc	D2	507lm
LC003D-50K	COB	5000K	80	3.1w/90mA	8.6w/230mA	34.6 Vdc	31.8-37.5Vdc	D2	513lm
LC003D-57K	COB	5700K	80	3.1w/90mA	8.6w/230mA	34.6 Vdc	31.8-37.5Vdc	D2	513lm
LC003D-65K	COB	6500K	80	3.1w/90mA	8.6w/230mA	34.6 Vdc	31.8-37.5Vdc	D2	507lm



LC006D	Tip	Kelvin	CRI	Watt Typ	Watt Max	Vdc typ	Vdc region	Bin	6w/180mA
LC006D-27K	COB	2700K	80	6.2w/180mA	17.2w/460mA	34.6 Vdc	31.8-37.5Vdc	D2	924lm
LC006D-30K	COB	3000K	80	6.2w/180mA	17.2w/460mA	34.6 Vdc	31.8-37.5Vdc	D2	971lm
LC006D-35K	COB	3500K	80	6.2w/180mA	17.2w/460mA	34.6 Vdc	31.8-37.5Vdc	D2	1.001lm
LC006D-40K	COB	4000K	80	6.2w/180mA	17.2w/460mA	34.6 Vdc	31.8-37.5Vdc	D2	1.024lm
LC006D-50K	COB	5000K	80	6.2w/180mA	17.2w/460mA	34.6 Vdc	31.8-37.5Vdc	D2	1.030lm
LC006D-57K	COB	5700K	80	6.2w/180mA	17.2w/460mA	34.6 Vdc	31.8-37.5Vdc	D2	1.030lm
LC006D-65K	COB	6500K	80	6.2w/180mA	17.2w/460mA	34.6 Vdc	31.8-37.5Vdc	D2	1.018lm



LC009D	Tip	Kelvin	CRI	Watt Typ	Watt Max	Vdc typ	Vdc region	Bin	9w/270mA
LC009D-27K	COB	2700K	80	9.4w/270mA	25.9w/690mA	34.6 Vdc	31.8-37.5Vdc	D2	1.342lm
LC009D-30K	COB	3000K	80	9.4w/270mA	25.9w/690mA	34.6 Vdc	31.8-37.5Vdc	D2	1.418lm
LC009D-35K	COB	3500K	80	9.4w/270mA	25.9w/690mA	34.6 Vdc	31.8-37.5Vdc	D2	1.459lm
LC009D-40K	COB	4000K	80	9.4w/270mA	25.9w/690mA	34.6 Vdc	31.8-37.5Vdc	D2	1.494lm
LC009D-50K	COB	5000K	80	9.4w/270mA	25.9w/690mA	34.6 Vdc	31.8-37.5Vdc	D2	1.506lm
LC009D-57K	COB	5700K	80	9.4w/270mA	25.9w/690mA	34.6 Vdc	31.8-37.5Vdc	D2	1.506lm
LC009D-65K	COB	6500K	80	9.4w/270mA	25.9w/690mA	34.6 Vdc	31.8-37.5Vdc	D2	1.488lm



LC013D	Tip	Kelvin	CRI	Watt Typ	Watt Max	Vdc typ	Vdc region	Bin	13w/360mA
LC013D-27K	COB	2700K	80	12.5w/360mA	34.5w/920mA	34.6 Vdc	31.8-37.5Vdc	D2	1.764lm
LC013D-30K	COB	3000K	80	12.5w/360mA	34.5w/920mA	34.6 Vdc	31.8-37.5Vdc	D2	1.857lm
LC013D-35K	COB	3500K	80	12.5w/360mA	34.5w/920mA	34.6 Vdc	31.8-37.5Vdc	D2	1.915lm
LC013D-40K	COB	4000K	80	12.5w/360mA	34.5w/920mA	34.6 Vdc	31.8-37.5Vdc	D2	1.950lm
LC013D-50K	COB	5000K	80	12.5w/360mA	34.5w/920mA	34.6 Vdc	31.8-37.5Vdc	D2	1.967lm
LC013D-57K	COB	5700K	80	12.5w/360mA	34.5w/920mA	34.6 Vdc	31.8-37.5Vdc	D2	1.967lm
LC013D-65K	COB	6500K	80	12.5w/360mA	34.5w/920mA	34.6 Vdc	31.8-37.5Vdc	D2	1.938lm



LC016D	Tip	Kelvin	CRI	Watt Typ	Watt Max	Vdc typ	Vdc region	Bin	16w/450mA
LC016D-27K	COB	2700K	80	15.8w/450mA	43w/1150mA	34.6 Vdc	31.8-37.5Vdc	D2	2.293lm
LC016D-30K	COB	3000K	80	15.8w/450mA	43w/1150mA	34.6 Vdc	31.8-37.5Vdc	D2	2.423lm
LC016D-35K	COB	3500K	80	15.8w/450mA	43w/1150mA	34.6 Vdc	31.8-37.5Vdc	D2	2.513lm
LC016D-40K	COB	4000K	80	15.8w/450mA	43w/1150mA	34.6 Vdc	31.8-37.5Vdc	D2	2.558lm
LC016D-50K	COB	5000K	80	15.8w/450mA	43w/1150mA	34.6 Vdc	31.8-37.5Vdc	D2	2.581lm
LC016D-57K	COB	5700K	80	15.8w/450mA	43w/1150mA	34.6 Vdc	31.8-37.5Vdc	D2	2.581lm
LC016D-65K	COB	6500K	80	15.8w/450mA	43w/1150mA	34.6 Vdc	31.8-37.5Vdc	D2	2.558lm



LC019D	Tip	Kelvin	CRI	Watt Typ	Watt Max	Vdc typ	Vdc region	Bin	19w/540mA
LC019D-27K	COB	2700K	80	18.7w/540mA	52w/1380mA	34.6 Vdc	31.8-37.5Vdc	D2	2.728lm
LC019D-30K	COB	3000K	80	18.7w/540mA	52w/1380mA	34.6 Vdc	31.8-37.5Vdc	D2	2.877lm
LC019D-35K	COB	3500K	80	18.7w/540mA	52w/1380mA	34.6 Vdc	31.8-37.5Vdc	D2	2.966lm
LC019D-40K	COB	4000K	80	18.7w/540mA	52w/1380mA	34.6 Vdc	31.8-37.5Vdc	D2	3.026lm
LC019D-50K	COB	5000K	80	18.7w/540mA	52w/1380mA	34.6 Vdc	31.8-37.5Vdc	D2	

COB (Chip on Board) Led

LC033D	Tip	Kelvin	CRI	Watt Typ	Watt Max	Vdc typ	Vdc region	Bin	31w/900mA
LC033D-27K	COB	2700K	80	31.1w/900mA	79w/2300mA	34.6 Vdc	31.8-37.5Vdc	D2	4.418mm
LC033D-30K	COB	3000K	80	31.1w/900mA	79w/2300mA	34.6 Vdc	31.8-37.5Vdc	D2	4.643mm
LC033D-35K	COB	3500K	80	31.1w/900mA	79w/2300mA	34.6 Vdc	31.8-37.5Vdc	D2	4.779mm
LC033D-40K	COB	4000K	80	31.1w/900mA	79w/2300mA	34.6 Vdc	31.8-37.5Vdc	D2	4.875mm
LC033D-50K	COB	5000K	80	31.1w/900mA	79w/2300mA	34.6 Vdc	31.8-37.5Vdc	D2	4.916mm
LC033D-57K	COB	5700K	80	31.1w/900mA	79w/2300mA	34.6 Vdc	31.8-37.5Vdc	D2	4.916mm
LC033D-65K	COB	6500K	80	31.1w/900mA	79w/2300mA	34.6 Vdc	31.8-37.5Vdc	D2	4.875mm



19.0x19.0 mm LC033D

LC040D	Tip	Kelvin	CRI	Watt Typ	Watt Max	Vdc typ	Vdc region	Bin	37w/1080mA
LC040D-27K	COB	2700K	80	37.4w/1080mA	103w/2760mA	34.6 Vdc	31.8-37.5Vdc	D2	5.547mm
LC040D-30K	COB	3000K	80	37.4w/1080mA	103w/2760mA	34.6 Vdc	31.8-37.5Vdc	D2	5.837mm
LC040D-35K	COB	3500K	80	37.4w/1080mA	103w/2760mA	34.6 Vdc	31.8-37.5Vdc	D2	6.016mm
LC040D-40K	COB	4000K	80	37.4w/1080mA	103w/2760mA	34.6 Vdc	31.8-37.5Vdc	D2	6.146mm
LC040D-50K	COB	5000K	80	37.4w/1080mA	103w/2760mA	34.6 Vdc	31.8-37.5Vdc	D2	6.175mm
LC040D-57K	COB	5700K	80	37.4w/1080mA	103w/2760mA	34.6 Vdc	31.8-37.5Vdc	D2	6.205mm
LC040D-65K	COB	6500K	80	37.4w/1080mA	103w/2760mA	34.6 Vdc	31.8-37.5Vdc	D2	6.138mm



28.0x28.0 mm LC040D

LC060D	Tip	Kelvin	CRI	Watt Typ	Watt Max	Vdc typ	Vdc region	Bin	56w/1080mA
LC060D-27K	COB	2700K	80	56.1w/1080mA	155w/2760mA	52.0 Vdc	47.8-56.2Vdc	D2	8.107mm
LC060D-30K	COB	3000K	80	56.1w/1080mA	155w/2760mA	52.0 Vdc	47.8-56.2Vdc	D2	8.542mm
LC060D-35K	COB	3500K	80	56.1w/1080mA	155w/2760mA	52.0 Vdc	47.8-56.2Vdc	D2	8.812mm
LC060D-40K	COB	4000K	80	56.1w/1080mA	155w/2760mA	52.0 Vdc	47.8-56.2Vdc	D2	8.995mm
LC060D-50K	COB	5000K	80	56.1w/1080mA	155w/2760mA	52.0 Vdc	47.8-56.2Vdc	D2	9.039mm
LC060D-57K	COB	5700K	80	56.1w/1080mA	155w/2760mA	52.0 Vdc	47.8-56.2Vdc	D2	9.084mm
LC060D-65K	COB	6500K	80	56.1w/1080mA	155w/2760mA	52.0 Vdc	47.8-56.2Vdc	D2	8.990mm



28.0x28.0 mm LC060D

LC080D	Tip	Kelvin	CRI	Watt Typ	Watt Max	Vdc typ	Vdc region	Bin	84w/1620mA
LC080D-27K	COB	2700K	80	84.2w/1620mA	215w/4140mA	52.0 Vdc	47.8-56.2Vdc	D2	11.815mm
LC080D-30K	COB	3000K	80	84.2w/1620mA	215w/4140mA	52.0 Vdc	47.8-56.2Vdc	D2	12.468mm
LC080D-35K	COB	3500K	80	84.2w/1620mA	215w/4140mA	52.0 Vdc	47.8-56.2Vdc	D2	12.852mm
LC080D-40K	COB	4000K	80	84.2w/1620mA	215w/4140mA	52.0 Vdc	47.8-56.2Vdc	D2	13.153mm
LC080D-50K	COB	5000K	80	84.2w/1620mA	215w/4140mA	52.0 Vdc	47.8-56.2Vdc	D2	13.198mm
LC080D-57K	COB	5700K	80	84.2w/1620mA	215w/4140mA	52.0 Vdc	47.8-56.2Vdc	D2	14.037mm
LC080D-65K	COB	6500K	80	84.2w/1620mA	215w/4140mA	52.0 Vdc	47.8-56.2Vdc	D2	14.702mm



28.0x28.0 mm LC080D

Small LES COB

LC010C	Tip	Kelvin	CRI	Watt Typ	Watt Max	Vdc typ	Vdc region	Bin	9w/270mA
LC010C-27K	COB	2700K	80	9.4w/270mA	13.9w/405mA	34.5 Vdc	32.5-38.5Vdc	C2	1.200mm
LC010C-30K	COB	3000K	80	9.4w/270mA	13.9w/405mA	34.5 Vdc	32.5-38.5Vdc	D2	1.290mm
LC010C-35K	COB	3500K	80	9.4w/270mA	13.9w/405mA	34.5 Vdc	32.5-38.5Vdc	D2	1.290mm
LC010C-40K	COB	4000K	80	9.4w/270mA	13.9w/405mA	34.5 Vdc	32.5-38.5Vdc	D2	1.290mm
LC010C-50K	COB	5000K	80	9.4w/270mA	13.9w/405mA	34.5 Vdc	32.5-38.5Vdc	E2	1.380mm
LC010C-57K	COB	5700K	80	9.4w/270mA	13.9w/405mA	34.5 Vdc	32.5-38.5Vdc	E2	1.380mm



12.0x15.0 mm LC010C

LC020C	Tip	Kelvin	CRI	Watt Typ	Watt Max	Vdc typ	Vdc region	Bin	18w/540mA
LC020C-27K	COB	2700K	80	18.6w/540mA	27.9w/810mA	34.5 Vdc	32.5-38.5Vdc	C3	2.370mm
LC020C-30K	COB	3000K	80	18.6w/540mA	27.9w/810mA	34.5 Vdc	32.5-38.5Vdc	D3	2.540mm
LC020C-35K	COB	3500K	80	18.6w/540mA	27.9w/810mA	34.5 Vdc	32.5-38.5Vdc	E3	2.710mm
LC020C-40K	COB	4000K	80	18.6w/540mA	27.9w/810mA	34.5 Vdc	32.5-38.5Vdc	E3	2.710mm
LC020C-50K	COB	5000K	80	18.6w/540mA	27.9w/810mA	34.5 Vdc	32.5-38.5Vdc	F3	2.900mm
LC020C-57K	COB	5700K	80	18.6w/540mA	27.9w/810mA	34.5 Vdc	32.5-38.5Vdc	F3	2.900mm



12.0x15.0 mm LC020C

LC040C	Tip	Kelvin	CRI	Watt Typ	Watt Max	Vdc typ	Vdc region	Bin	37w/1080mA
LC040C-27K	COB	2700K	80	37w/1080mA	56w/1620mA	34.5 Vdc	32.5-38.5Vdc	C4	4.660mm
LC040C-30K	COB	3000K	80	37w/1080mA	56w/1620mA	34.5 Vdc	32.5-38.5Vdc	D4	4.990mm
LC040C-35K	COB	3500K	80	37w/1080mA	56w/1620mA	34.5 Vdc	32.5-38.5Vdc	E4	5.340mm
LC040C-40K	COB	4000K	80	37w/1080mA	56w/1620mA	34.5 Vdc	32.5-38.5Vdc	E4	5.340mm
LC040C-50K	COB	5000K	80	37w/1080mA	56w/1620mA	34.5 Vdc	32.5-38.5Vdc	E4	5.710mm
LC040C-57K	COB	5700K	80	37w/1080mA	56w/1620mA	34.5 Vdc	32.5-38.5Vdc	F4	5.710mm



16.0x19.0 mm LC040C

Koled Square Led Modüller

- * Yüksek Verimli Samsung LED
- * Yüksek ısı geçirgenli Alüminyum PCB
- * High Power Led ve Mid Power Led uygulamalar için ideal.

Uygulama Alanları;

- Sokak/Cadde Aydınlatması
- Park/Bahçe Aydınlatması
- Projektör
- Kanopi
- Yüksek Tavan



Marka-Model KOLED SQR-04 HPL
Led SAMSUNG High Power
PCB Ölçü 60x204mm (16"lı modül)
Çalışma Voltajı 41-50 Vdc(Typ.-46Vdc)
 350-1400 mA

Sipariş Kodu	Renk	Sürüş Akımı	Güç (watt)	Verim
SQR-04-P0-HPL	6500K	350-1400mA	16.8-67.2W	-135Lm/W
SQR-04-R0-HPL	5000K	350-1400mA	16.8-67.2W	-135Lm/W
SQR-04-T0-HPL	4000K	350-1400mA	16.8-67.2W	-135Lm/W
SQR-04-V0-HPL	3000K	350-1400mA	16.8-67.2W	-135Lm/W

*Hesaplamalar 16S-1P bağlantılı 4TU modül üzerinden yapılmıştır.



Marka-Model KOLED SQR-12 HPL
Led SAMSUNG High Power
PCB Ölçü 44x143mm
Çalışma Voltajı 31-36 Vdc(Typ.-34Vdc)
Çalışma Akımı 350-1400 mA

Sipariş Kodu	Renk	Sürüş Akımı	Güç (watt)	Verim
SQR-12-P0-HPL	6500K	350-1400mA	11.9-48V	-135Lm/W
SQR-12-R0-HPL	5000K	350-1400mA	11.9-48V	-135Lm/W
SQR-12-T0-HPL	4000K	350-1400mA	11.9-48V	-135Lm/W
SQR-12-V0-HPL	3000K	350-1400mA	11.9-48V	-135Lm/W

*Hesaplamalar 12S-1P bağlantılı tek modül üzerinden yapılmıştır.

Uygulanabilen LENSLER





Yüksek Performanslı SAMSUNG LED Modüller

Lineer ve endüstriyel aydınlatma uygulamaları için optimize edilmiş, rekabetçi maliyetle yüksek ve geniş ışık akısı için iyi performansı verir.

Modüler yapısı, kullanımı kolay bağlantıları ve optimum renk tutarlılığı ile, Samsung'un lineer modül serileri, birçok armatür çeşidi için çok uygundur.

- En iyi renk tutarlılığı ve yüksek bütünlük için sıkı renk bölmesi
- Modüler tasarım esnekliği, çok çeşitli armatür tasarımlarını mümkün kılar
- Samsung destekli kalite ve performansla gönül rahatlığı ile kullanım

Product	Key Features
 Q-series	<ul style="list-style-type: none"> • Highest performance • 203lm/W (4000K, CRI 80+, Tp 40°C)
 H-series	<ul style="list-style-type: none"> • High performance • 187lm/W (4000K, CRI 80+, Tp 40°C)
 M-series	<ul style="list-style-type: none"> • Flexible design choices • High efficacy up to 165lm/W @4000K
 S-series	<ul style="list-style-type: none"> • High voltage solution • 170lm/W (4000K, CRI 80+, Tp 50°C)
 V-series	<ul style="list-style-type: none"> • Value solution • 146lm/W (4000K, CRI80+, Tp 50°C)
 T-series	<ul style="list-style-type: none"> • White tunable solution from 2700K to 6500K



Performance High Efficacy

- **Q-series**
Deliver the highest efficacy, over 200lm/W
- **H-series Gen3**
Deliver the high efficacy, 187 lm/W

Standard Good performance

- **S-series**
2 flux levels at the same foot-print with 171lm/W
CRI90 is also supplied
- **R-series**
3-row at 171 lm/W
- **T-series**
2700K+6500K

Value lm/5

- **V-series**
Focus on lm/5 by 146 lm/W



SAMSUNG LED Dış Mekan Aydınlatma Çözümleri

IP66 sertifikalı dayanıklılık ile birleştirilmiş farklı lümen paketleriyle kolay kullanımlı modüler tasarıma sahip, en zorlu ortamlarda kullanım için akıllı bir seçim sunar.

- Çeşitli zorlu çevre uygulamaları için çok uygun kombinasyonlar
- Yüksek ışık verimliliği
- Tüm uyumlu sürücülerle kullanılabilir

Product	Key Features	Efficacy (lm/W)	Lifespan
 Modular Platform T-type Gen 2	<ul style="list-style-type: none"> • Total solution integrating LED+Optics+Thermal • With LIG51B, higher lumen density of 2,850lm • IP66 	★★★★○	★★★★○
 Array	<ul style="list-style-type: none"> • Total solution integrating LED+Optics+Thermal • High efficacy at module • Suitable for flood and highway lighting • Robust design with waterproof durability 	★★★★○	★★★★
 HILOM	<ul style="list-style-type: none"> • Greater design flexibility for various fixture designs • High performance, 4,400lm (700mA) with efficacy of 132lm/W 	★★★★	★★★★○

- Following Zhaga specifications
- Easy to design 2nd optics






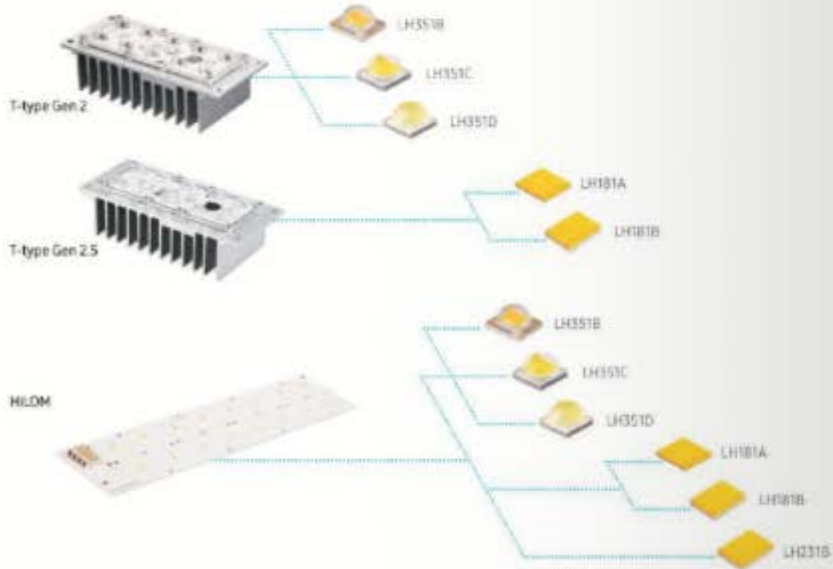
SAMSUNG



SAMSUNG LED Dış Mekan Aydınlatma Çözümleri



Standard footprints allow for greater design flexibility



Uygun maliyetli ve yüksek verimli Panel Aydınlatma Modülleri düzgün ışık çıkışı sağlar.

- Entegre optik teknolojisi ile ince yapılı armatürlerde uygulanabilir. (LAM Tipi)
- Samsung tarafından tasarlanan katma değerli optik teknoloji (LAM Tipi)
- Üstün ışık bütünlüğü için optimize edilmiş paketler


Product	Key Features
LAM type	<ul style="list-style-type: none"> • Best solution for slim luminaire design • Good uniformity even curved optic design
Fingertype	<ul style="list-style-type: none"> • Better uniformity solution for flat panel type • High efficacy up to 186lm/W @4000K



LAM Type



Finger Type



Samsung Led Aydınlatma

*Led Aydınlatma ürünlerinin genel özellikleri;

- 1- Yüksek tasarruf (%80'e varan tasarruf)
- 2- Uzun Ömür (25.000-40.000 saat arası çalışma ömrü)
- 3- Çevre dostudur, Kurşun içermez, Infrared ve Ultraviyole yaymaz

Açıklama Watt Yerine Dim Lümen Aç

E27 - BULB

Classic A E27 2700°K	3.6W	25W	yok	250	140°
Classic A E27 2700°K	6.5W	40W	yok	490	140°
A E27 2700°K	10.8W	60W	yok	810	130°

E14 - CANDLE / LUSTER

Classic B E14 2700°K	5.2W	25W	var	300	170°
Classic B E14 2700°K	5.2W	25W	var	300	170°
Classic B E14 2700°K	3.2W	15W	yok	160	170°
Classic B E14 2700°K	3.2W	15W	yok	160	170°

MR16 (GU5.3)

MR16 GU5.3 2700°K 12V	3.2W	20W	yok	210	25°
MR16 GU5.3 2700°K 12V	3.2W	20W	yok	210	40°
MR16 GU5.3 2700°K 12V	5.0W	35W	yok	310	25°
MR16 GU5.3 2700°K 12V	5.0W	35W	yok	310	40°

PAR16 (GU10)

PAR16 GU10 2700°K 230V	3.3W	20W	yok	210	40°
PAR16 GU10 2700°K 230V	4.6W	35W	yok	310	40°
PAR16 GU10 2700°K 230V	6.5W	50W	yok	420	40°
PAR16 GU10 2700°K 230V	9.0W	50W	var	470	40°
PAR16 GU10 2700°K 230V	6.5W	35W	var	350	40°

PAR

PAR30 E27, 2700°K 230V	15W	75W	var	930	40°
PAR38 E27, 2700°K 230V	18W	100W	var	1030	40°

ARIII (G53)

G53 , AR111, 2700K	15W	75W	var	800	40°
G53 , AR111, 4000K	15W	75W	var	800	40°

LED TUBE

60cm T8 4000K	10W	18W	yok	1060	160° angle
120cm T8 4000K	16.5W	36W	yok	1730	160° angle
150cm T8 5000K	20W	58W	yok	2200	160° angle



* Stok ve fiyatlar için satıcınız ile görüşünüz.